CATALOGO GENERALE 2026

GENERAL CATALOGUE

70°

DELL'ERBA RICAMBI MOTORI ELETTRICI



DELL'ERBA Srl

CATALOGO GENERALE
2026

RICAMBI MOTORI ELETTRICI
ISOLANTI - RICAMBI ORIGINALI
MACCHINE PER OFFICINE ELETTROMECCANICHE

SPARE PARTS FOR ELECTRIC MOTORS
INSULATING MATERIAL - ORIGINAL SPARE PARTS
MACHINERY FOR ELECTROMECHANICAL WORKSHOPS

DELL'ERBA
D
RICAMBI MOTORI ELETTRICI



DELL'ERBA



LA NOSTRA DITTA

OUR COMPANY

Dell'Erba Srl opera nel settore elettromeccanico commerciando ricambi per motori elettrici industriali.
Grazie agli oltre 70 anni di attività la Nostra società si è solidamente affermata sul mercato ponendosi come punto di riferimento per innumerevoli aziende sia a livello nazionale che internazionale.
La vasta gamma dei prodotti offerta nasce dalle diverse esigenze del settore e dalle più specifiche richieste della nostra clientela. La qualità dei nostri articoli deriva da un'accurata e selezionata ricerca delle aziende collaboratrici. L'impegno della Dell'Erba Srl è, inoltre, il regolare approvvigionamento dei propri magazzini, al fine di garantire al cliente un'efficiente e celere evasione dell'ordine. L'organizzazione aziendale è strutturata per garantire risposta tempestiva alle diverse occorrenze sia ordinarie che straordinarie, mettendo a disposizione personale qualificato e competente a sostegno del cliente.
Grazie al restyling del nostro sito www.dellerba.com è possibile consultare ogni prodotto analizzando le specifiche tecniche oppure inviando richieste d'offerta personalizzate.
L'azienda Dell'Erba Srl presenta in questo catalogo tutte le tipologie di prodotti presenti nei nostri magazzini, suddivisi per le diverse famiglie. Vi invitiamo a contattarci telefonicamente al numero 059 548432 o per e-mail info@dellerba.com per qualsiasi eventuale chiarimento, saremo lieti di offrirvi il supporto necessario.

Dell'Erba Srl operates in the electromechanical sector trading spare parts for industrial electric motors.
Thanks to over 70 years of activity Our company gains a foothold in the labour market and has increasingly become a reference point nationally and internationally.
The wide range of products offered comes from the different needs of the industry and from the most specific requests of our customers.
The quality of our articles derives from an accurate and selected research of the cooperating companies. In order to ensure the costumer a faster and efficient shipment of the order, Dell'Erba Srl undertakes to supply our warehouses regularly.
The company organization is structured to guarantee prompt reply to the various requirements, both ordinary and extraordinary, by providing qualified and competent staff to support the client.
Due to the makeover of our website www.dellerba.com it is possible to consult each product analyzing the technical specifications or sending requests for personalized offers.
The company Dell'Erba Srl provides in this catalog, all the types of products present in our warehouses, divided in different categories. We invite you to contact us for any clarification by phone at +39 059 548432 or by e-mail at info@dellerba.com, we will look forward to offer you the necessary support.

Tutte le caratteristiche tecniche riportate in questo catalogo sono state fornite dalle case costruttrici e sono suscettibili di variazioni senza alcun preavviso.

All the technical specifications shown in the catalogue have been provided by the manufacturers and are subject to change without notice.

INDICE GENERALE
GENERAL INDEX

TENUTE MECCANICHE *MECHANICAL SEALS* 29

ELETTROPOMPE *PUMPS*
REGOLATORI DI LIVELLO *LEVEL REGULATORS*
PRESSOSTATI *PRESSURE SWITCHES* 83

MOTORI ASINCRONI *ASYNCRONOUS ELECTRIC MOTORS*
PULEGGE *PULLEYS*
MOTORI AUTOFRENANTI *SELF BRAKING MOTORS* 171

SPAZZOLE *BRUSHES*
PORTASPAZZOLE *BRUSH HOLDER*
COLLETTORI *SLIP RINGS* 225

MACCHINARI ED ATTREZZATURE *MACHINES AND TOOLS* 249

ASPIRAZIONE *ASPIRATION*
CONDIZIONAMENTO *CONDITIONING*
VENTILAZIONE *VENTILATION* 293

SPAZZOLE PER UTENSILI *BRUSHES FOR TOOLS*
INTERRUTTORI ORIGINALI *ORIGINAL SWITCHES*
CAVI MULTIPOLARI *MULTIPOLAR CABLES* 369

INTERRUTTORI BREMAS *BREMAS SWITCHES*
PULSANTIERE GIOVENZANA *GIOVENZANA PENDANT STATIONS*
INTERRUTTORI ORIGINALI *ORIGINAL SWITCHES* 439

MATERIALE PER AVVOLGIMENTO *WINDING MATERIAL* 469

TENUTE MECCANICHE
MECHANICAL SEALS



T-C **TENUTE MECCANICHE** *MECHANICAL SEALS*	**30/ 31**
TV **TENUTE MECCANICHE VEMA** *VEMA MECHANICAL SEALS*	**31**
TCV **TENUTE MECCANICHE IN VITON® (FKM)** *VITON® (FKM) MECHANICAL SEALS*	**32**
TSV-CSV **TENUTE MECCANICHE IN CARBURO DI SILICIO** *SILICON CARBIDE MECHANICAL SEALS*	**33**
TWV **TENUTE MECCANICHE IN WIDIA-VITON® (FKM)** *WIDIA-VITON® (FKM) MECHANICAL SEALS*	**34**
CWV-CU-CC6-CM60 **CONTROFACCE** *COUNTERFACES*	**35**
TTP **TENUTE MECCANICHE** *MECHANICAL SEALS*	**36**
TE **TENUTA ADATTABILE SU POMPE PER IDROMASSAGGIO TEUCO** *COMPATIBLE SEAL FOR TEUCO HYDRO-MASSAGE PUMPS*	**36**
TMP **TENUTE MECCANICHE** *MECHANICAL SEALS*	**37**
TPB **TENUTE ADATTABILI PER POMPE BADU** *COMPATIBLE MECHANICA SEALS FOR BADU PUMPS*	**37**
AT-CA **TENUTE MECCANICHE** *MECHANICAL SEALS*	**38/ 39**
TD-CA **TENUTE MECCANICHE** *MECHANICAL SEALS*	**40/ 41**
ATV-CAV **TENUTE MECCANICHE IN VITON® (FKM)** *VITON® (FKM) MECHANICAL SEALS*	**42**
ATF **TENUTE MECCANICHE IN PTFE (TEFLON)** *PTFE (TEFLON) MECHANICAL SEALS*	**43**
TW-CW **TENUTE MECCANICHE IN WIDIA** *WIDIA MECHANICAL SEALS*	**44**
TW-TWD-CWD **TENUTE MECCANICHE IN WIDIA** *WIDIA MECHANICAL SEALS*	**45**
ML **MOLLE SINISTRE PER TENUTE** *LEFT SPRINGS FOR SEALS*	**46**

M32N69 **TENUTE ORIGINALI BURGMANN M32N69** *ORIGINAL BURGMANN SEALS M32N69*	**47**
TLW **TENUTE PER POMPE LOWARA** *SEALS FOR LOWARA PUMPS*	**47**
TEL **TENUTA PER POMPE LOWARA** *SEAL FOR LOWARA PUMPS*	**48**
TEB **TENUTE MECCANICHE TIPO EBARA** *EBARA MECHANICAL SEALS TYPE*	**48**
RT-CA **TENUTE MECCANICHE** *MECHANICAL SEALS*	**49**
RA **TENUTE MECCANICHE** *MECHANICAL SEALS*	**50**
CA-CW-CC6-CWD **CONTROFACCE PER SERIE RA** *COUNTERFACE FOR RA SERIES*	**51**
RTS-CRS **TENUTE MECCANICHE IN CARBURO DI SILICIO CON GUARNIZIONI VITON® (FKM)** *SILICON CARBIDE MECHANICAL SEALS WITH VITON® (FKM) GASKETS*	**52**
RTS-CC6 **TENUTE MECCANICHE IN CARBURO DI SILICIO CON GUARNIZIONI VITON® (FKM)** *SILICON CARBIDE MECHANICAL SEALS WITH VITON® (FKM) GASKETS*	**53**
RTW-CTW **TENUTE MECCANICHE IN WIDIA** *WIDIA MECHANICAL SEALS*	**54**
RTW-CWD **TENUTE MECCANICHE IN WIDIA** *WIDIA MECHANICAL SEALS*	**55**
DRM-CA **TENUTE MECCANICHE INDUSTRIALI** *INDUSTRIAL MECHANICAL SEALS*	**56**
R5-CAV-CRS-CC6-CA **TENUTE MECCANICHE INDUSTRIALI** *INDUSTRIAL MECHANICAL SEALS*	**57**
AT/TD-TW-TDW **GUARNIZIONI IN VITON® (FKM) / EPDM** *(FKM) VITON® / EPDM O-RINGS*	**58**
RA-RT-RTW **GUARNIZIONI IN VITON® (FKM) / EPDM** *(FKM) VITON® / EPDM O-RINGS*	**59**
TL **TENUTE MECCANICHE TIPO LOWARA** *LOWARA MECHANICAL SEALS TYPE*	**60**
TJ **TENUTE MECCANICHE TIPO JACUZZI** *JACUZZI MECHANICAL SEALS TYPE*	**60**
MT **TENUTE MECCANICHE** *MECHANICAL SEALS SERIE*	**61**
TGU-GRW **TENUTE MECCANICHE ADATTABILI** *COMPATIBLE MECHANICAL SEALS*	**62**
GRS-TN **TENUTE MECCANICHE ADATTABILI** *COMPATIBLE MECHANICAL SEALS*	**63**
TGE-TGC **TENUTE A CARTUCCIA ADATTABILI** *COMPATIBLE CARTRIDGE SEALS*	**64**
DTE-DT-DTZ **TENUTE MECCANICHE DOPPIE ADATTABILI** *COMPATIBLE DOUBLE MECHANICAL SEALS*	**65**
EMG1/G4 **TENUTE ORIGINALI BURGMANN** *ORIGINAL BURGMANN SEALS*	**66**
EMG1/G6 **TENUTE ORIGINALI BURGMANN** *ORIGINAL BURGMANN SEALS*	**67**
EMG12/G6 **TENUTE ORIGINALI BURGMANN** *ORIGINAL BURGMANN SEALS*	**68**
EMG13/G6 **TENUTE ORIGINALI BURGMANN** *ORIGINAL BURGMANN SEALS*	**69**
FG1CE **TENUTE MECCANICHE ADATTABILI** *COMPATIBLE MECHANICAL SEALS*	**70/ 71**
FG1 **TENUTE MECCANICHE ADATTABILI** *COMPATIBLE MECHANICAL SEALS*	**72/ 73**
FG2 **TENUTE MECCANICHE ADATTABILI** *COMPATIBLE MECHANICAL SEALS*	**74/ 75**
FG3-CS4-CC6-CM60 **TENUTE MECCANICHE ADATTABILI SU POMPE KSB** *COMPATIBLE MECHANICAL SEALS FOR KSB PUMPS*	**76**
TTO **TENUTE MECCANICHE ADATTABILI SU POMPE WILO** *COMPATIBLE MECHANICAL SEALS FOR WILO PUMPS*	**77**
MG1S **TENUTE MECCANICHE ADATTABILI PER POMPE ABS** *COMPATIBLE MECHANICAL SEALS FOR ABS PUMPS*	**77**
TENUTE MECCANICHE ADATTABILI PER POMPE FLYGT *COMPATIBLE MECHANICAL SEALS WITH FLYGT PUMPS*	**78/ 79**
SI ESEGUE RICONDIZIONAMENTO A NUOVO DI TENUTE MECCANICHE SPECIALI DI OGNI MARCA E MISURA *RECONDITIONING OF SPECIAL MECHANICAL SEALS OF ANY BRAND AND SIZE*	**80**

ELETTROPOMPE
PUMPS

REGOLATORI DI LIVELLO
LEVEL REGULATORS

PRESSOSTATI
PRESSURE SWITCHES

TABELLA IMPIEGHI E MATERIALI COMPONENTI *TABLE USES AND MATERIALS*	84/ 87
IMM **ELETTROPOMPE SACEMI AD IMMERSIONE** *SACEMI IMMERSION PUMPS*	88/ 89
SPV **ELETTROPOMPE SACEMI AD IMMERSIONE** *SACEMI IMMERSION PUMPS*	90/ 91
SP **ELETTROPOMPE SACEMI AD IMMERSIONE** *SACEMI IMMERSION PUMPS*	92/ 93
AP **ELETTROPOMPE SACEMI AD IMMERSIONE** *SACEMI IMMERSION PUMPS*	94
EPC **ELETTROPOMPE SACEMI AD IMMERSIONE** *SACEMI IMMERSION PUMPS*	95
SQ **ELETTROPOMPE CENTRIFUGA SACEMI** *SACEMI CENTRIFUGAL PUMPS*	96
AU **ELETTROPOMPE AUTOADESCANTI SACEMI** *SACEMI SELF-PRIMING PUMPS*	97
IMM/SPV **STATORI PER POMPE SACEMI** *STATORS FOR SACEMI PUMPS*	97
MPC **ELETTROPOMPE AD IMMERSIONE SACEMI** *IMMERSION PUMPS SACEMI*	98
MSPV **ELETTROPOMPE CENTRIFUGA SACEMI** *SACEMI CENTRIFUGAL PUMPS*	99
MI **ELETTROPOMPE MULTISTADIO VERTICALE** *VERTICAL MULTISTAGE PUMPS*	100/ 101
PPI **ELETTROPOMPE AD IMMERSIONE SACEMI** *IMMERSION PUMPS SACEMI*	102
ARIA **POMPA SACEMI AD IMMERSIONE CON ALIMENTAZIONE PNEUMATICA** *SACEMI AIR-POWERED IMMERSION PUMPS*	103 NEW
VO **ELETTROPOMPE AD IMMERSIONE SACEMI** *IMMERSION PUMPS SACEMI*	104
MP **ELETTROPOMPE AD IMMERSIONE SACEMI** *IMMERSION PUMPS SACEMI*	105
TR **ELETTROPOMPE SACEMI PER TRAVASO** *SACEMI TRANSFER PUMPS*	106
ELETTROPOMPE CENTRIFUGHE AD IMMERSIONE *CENTRIFUGAL IMMERSION PUMPS*	107
ELETTROPOMPE CENTRIFUGHE AD IMMERSIONE *CENTRIFUGAL IMMERSION PUMPS*	108
ELETTROPOMPE SOMMERSE *SUBMERSIBLE PUMPS*	109
DMOD **ELETTROPOMPE BISENSO** *TWO WAY ELECTRIC PUMPS*	110
IDB **ELETTROPOMPA PERIFERICA** *PERIPHERAL ELECTRIC PUMP*	111
JETSR **POMPE AUTODESCANTI CENTRIFUGHE** *SELF-PRIMING CENTRIFUGAL PUMPS*	112
SCMR **POMPE AUTODESCANTI CENTRIFUGHE** *SELF-PRIMING CENTRIFUGAL PUMPS*	113
DCM **ELETTROPOMPE CENTRIFUGHE NORMALIZZATE** *CLOSE COUPLED ELECTRICALLY CENTRIFUGAL PUMPS*	114/ 115
ELETTROPOMPE CENTRIFUGHE NORMALIZZATE *CLOSE COUPLED ELECTRICALLY CENTRIFUGAL PUMPS*	116/ 117
DUL **ELETTROPOMPE CENTRIFUGHE MULTISTADIO** *MULTISTAGE ELECTRIC PUMPS*	118/ 119 NEW
DMH **ELETTROPOMPE CENTRIFUGHE MULTISTADIO** *MULTISTAGE ELECTRIC PUMPS*	120/ 121
DMC **ELETTROPOMPE CENTRIFUGHE MULTISTADIO** *MULTISTAGE ELECTRIC PUMPS*	122
2DCDS **ELETTROPOMPE CENTRIFUGHE BIGIRANTI MONOBLOCCO** *CENTRIFUGAL TWO-IMPELLER ELECTRIC PUMPS MONOBLOC*	123
2DCD/2DCB **ELETTROPOMPE CENTRIFUGHE BIGIRANTI MONOBLOCCO** *CENTRIFUGAL TWO-IMPELLER ELECTRIC PUMPS MONOBLOC*	124/ 125
Q **ELETTROPOMPE SOMMERGIBILI** *SUBMERSIBLE ELECTRIC PUMPS*	126
DDR **ELETTROPOMPE SOMMERGIBILI** *SUBMERSIBLE ELECTRIC PUMPS*	127

DELL'ERBA

RAIN **ELETTROPOMPE SOMMERGIBILI** *SUBMERSIBLE ELECTRIC PUMPS*	128	
DSTEEL **ELETTROPOMPE SOMMERGIBILI** *SUBMERSIBLE ELECTRIC PUMPS*	129	
DRAGA **ELETTROPOMPE SOMMERGIBILI** *SUBMERSIBLE ELECTRIC PUMPS*	130	
HVLG **ELETTROPOMPE SOMMERGIBILI** *SUBMERSIBLE ELECTRIC PUMPS*	131	
DVORTIX **ELETTROPOMPE SOMMERGIBILI** *SUBMERSIBLE ELECTRIC PUMPS*	132	
VOX **ELETTROPOMPE SOMMERGIBILI** *SUBMERSIBLE ELECTRIC PUMPS*	133	
DSVOX / COMPACT 50 **ELETTROPOMPE SOMMERGIBILI A GIRANTE ARRETRATA DI TIPO VORTEX** *SUBMERSIBLE PUMPS WITH REAR IMPELLER VORTEX TYPE*	134/ 135	NEW
DMG **ELETTROPOMPE SOMMERGIBILI CON GIRANTE MONOCANALE** *SUBMERSIBLE PUMPS WITH SINGLE-CHANNEL IMPELLER*	136/ 137	
DCUTTER **ELETTROPOMPA SOMMERGIBILE TRITURATRICE** *SUBMERSIBLE GRINDER ELECTRIC PUMP*	138	
DVENUS OTT **ELETTROPOMPA PERIFERICA SOMMERSA** *SUBMERSIBLE PERIPHERAL PUMP*	139	
DSTARQC **ELETTROPOMPA SOMMERSA MULTISTADIO** *MULTISTAGE SUBMERSIBLE PUMP*	140/ 141	
DSM **ELETTROPOMPE SOMMERSE CENTRIFUGHE MULTISTADIO MONOBLOCCO** *MULTISTAGE SUBMERSIBLE PUMPS*	142/ 143	
DWELL **ELETTROPOMPA SOMMERSA MULTISTADIO** *MULTISTAGE SUBMERSIBLE PUMP*	144	
DEEP **ELETTROPOMPA SOMMERSA CENTRIFUGA** *SUBMERSIBLE PUMP PUMPS*	145	
DGENIUS **ELETTROPOMPA SOMMERSA 4”** *4” SUBMERSIBLE PUMP*	146	
MOTORI SOMMERSI 4” RIAVVOLGIBILI *4” REWINDABLE SUBMERSIBLE MOTORS*	147	
DPST **CORPI POMPA SOMMERSI MULTISTADIO 4”** *4” SUBMERSIBLE PUMPS FOR WELLS*	148/ 151	
IS **ELETTROPOMPE CENTRIFUGHE PER PISCINA** *CENTRIFUGAL SWIMMING POOL PUMPS*	152	
ELETTROPOMPE 12-24V *PUMPS 12-24V*	153	

DMA **QUADRI ELETTRICI DI COMANDO** *CONTROL PANEL*	154	
SERBATOIO AUTOCLAVE A MEMBRANA *AUTOCLAVE MEMBRANE TANK*	154	
BARRE TERMORESTRINGENTI *BAR HEATSHRINCABLE*	155	
NASTRO AUTOAGGLOMERANTE *SELF BONDING TAPE*	155	
OLIO DIELETTRICO PER ELETTROPOMPE *DIELECTRIC OIL FOR PUMPS*	156	
RACCORDI IN OTTONE *BRASS CONNECTOR*	156	
REGOLATORI DI LIVELLO *LEVEL REGULATORS*	157	
REGOLATORI DI LIVELLO PER ALIMENTI *LEVEL REGULATORS IN DRINKING AND FOOD STUFFS*	158	
REGOLATORI DI LIVELLO PER FOGNE *LEVEL REGULATORS FOR SEWER WATER*	158	
REGOLATORI DI LIVELLO SMALL *SMALL LEVEL REGULATORS*	159	
REGOLATORI DI LIVELLO MAC 3 *MAC 3 LEVEL REGULATORS*	159	
AGMA **REGOLATORI DI LIVELLO MAC 3** *MAC 3 LEVEL REGULATORS*	160	NEW
ELETTROSONDA PER I REGOLATORI ELETTROMECCANICI DI LIVELLO *ELECTRIC PROBE FOR LEVEL REGULATORS*	161	
SEGNALATORE DI LIVELLO *LEVEL INDICATOR*	161	
REGOLATORE/INTERRUTTORE ELETTRONICO DI FLUSSO *ELECTRONIC FLOW REGULATOR/SWITCH*	162/ 163	
PSA **PRESSOSTATI PER POMPE** *PRESSURE SWITCHES FOR ELECTRIC PUMPS*	164	NEW
PSA **PRESSOSTATI PER ELETTROPOMPE MONOFASI** *PRESSURE SWITCHES FOR SINGLE-PHASE PUMPS*	165	
INVERTER/QUADRO DI COMANDO PER ELETTROPOMPE *INVERTER FOR DIRECT CONTROL OF ELECTRIC PUMPS*	166	
QUADRO **QUADRO DI COMANDO PER ELETTROPOMPE** *CONTROL PANEL FOR ELECTRIC PUMPS*	166	
PRESSOSTATI PER COMPRESSORI *PRESSURE SWITCHES FOR COMPRESSORS*	167	
ACCESSORI PER COMPRESSORI *ACCESSORIES FOR COMPRESSORS*	168	

MOTORI ASINCRONI
ASYNCRONOUS ELECTRIC MOTORS

PULEGGE
PULLEYS

MOTORI AUTOFRENANTI
SELF BRAKING MOTORS



MOTORI ELETTRICI ASINCRONI MONOFASE *ASYNCHRONOUS SINGLE-PHASE ELECTRIC MOTORS*	**172**
FLANGE PER MOTORI MONOFASE *FLANGES FOR SINGLE-PHASE MOTORS*	**173**
MOTORI ELETTRICI ASINCRONI PER BETONIERE *MOTOR FOR CONCRETE MIXERS*	**173**
MOTORI ELETTRICI ASINCRONI MONOFASE *SINGLE-PHASE ASYNCHRONOUS ELECTRIC MOTORS*	**174**
MOTORI ELETTRICI ASINCRONI TRIFASE *THREE-PHASE ASYNCHRONOUS ELECTRIC MOTORS*	**175/ 176**
FLANGE PER MOTORI TRIFASE *FLANGES FOR THREE-PHASE MOTORS*	**176**
MOTORI ELETTRICI ASINCRONI TRIFASE DOPPIA POLARITÀ *THREE PHASE ASYNCHRONOUS DOUBLE POLARITY ELECTRIC MOTORS*	**177**
MOTORI TRIFASI AUTOFRENANTI C.A. *THREE-PHASE SELF-BRAKING MOTORS AC*	**178**
MOTORI TRIFASI AUTOFRENANTI C.C. *THREE-PHASE SELF-BRAKING MOTORS DC*	**179**
DIMENSIONI MOTORI AUTOFRENANTI *DIMENSIONS BRAKING MOTORS D.C. BRAKE*	**180**
DIMENSIONI MOTORI ELETTRICI ASINCRONI FORMA B3 CON PIEDINI SERIE MEC *DIMENSIONS ASYNCHRONOUS ELECTRIC MOTORS FORM B3 WITH FEET SERIES MEC*	**181**
DIMENSIONI MOTORI ELETTRICI ASINCRONI FORME B5 E B14 FLANGIATE SERIE MEC *DIMENSIONS ASYNCHRONOUS ELECTRIC MOTORS FORM B5 AND B14 FLANGED SERIES MEC*	**182**
MOTORI ELETTRICI ASINCRONI MONOFASE E TRIFASE *ASYNCHRONOUS SINGLE-PHASE AND THREE-PHASE ELECTRIC MOTORS*	**183**
KIT SERVOVENTILATO PER MOTORE MONOFASE CON E SENZA MORSETTIERA - IP40 *SERVO-VENTILATED KIT FOR SINGLE-PHASE MOTOR WITH AND WITHOUT TERMINAL BOARD*	**184**
KIT SERVOVENTILATO PER MOTORE TRIFASE CON E SENZA MORSETTIERA - IP55 *SERVO-VENTILATED KIT FOR THREE-PHASE MOTOR WITH AND WITHOUT TERMINAL BOARD*	**185**
KIT SERVOVENTILATO PER MOTORE TRIFASE CON MORSETTIERA - IP55 *SERVO-VENTILATED KIT FOR THREE-PHASE MOTOR WITH TERMINAL BOARD*	**186**

DELL'ERBA

PULEGGE IN ALLUMINIO PRESSOFUSO *DIE-CAST ALUMINIUM PULLEYS*	187	
CUSCINETTI A SFERA *BALL BEARING*	188/189	
ANELLI ONDULATI *ONDULATED RINGS*	190	
DISGIUNTORI TERMICI UNIPOLARI *THERMIC CIRCUIT BREAKERS SINGLE POLAR*	191	
SCALDIGLIE ANTICONDENSA *ANTICONDENSATION SCALDING*	192	NEW
TERMOPROTETTORI BIMETALLICI *BIMETAL THERMOPROTECTORS*	193	
TERMISTORI PTC *PTC THERMISTORS*	193	
RICAMBI PER ELETTROFRENI *SPARE PARTS FOR ELECTRIC BRAKES*	194/197	
GRUPPO FRENO A MOLLE IN CORRENTE ALTERNATA 230/400 V *ALTERNATE CURRENT SPRING BRAKE 230/400 V*	198/199	
GRUPPO FRENO DI SICUREZZA A MOLLE IN CORRENTE CONTINUA *DIRECT CURRENT SAFETY ELECTRIC BRAKE WITH SPRINGS*	200/201	
RICAMBI PER ELETTROFRENI DI SICUREZZA A MOLLE *SPARE PARTS FOR SAFETY ELECTRIC BRAKE UNITS WITH SPRINGS*	202	
GRUPPO FRENO A MOLLE IN CORRENTE CONTINUA *DIRECT CURRENT SPRING BRAKE UNIT*	203	
ELETTROMAGNETI ORIGINALI *ORIGINAL ELECTROMAGNETS*	204	
ANCORE ORIGINALI *ORIGINAL ANCHORS*	204	
DISCHI ORIGINALI *ORIGINAL DISKS*	205	
DISCHI VOLANO ORIGINALI *ORIGINAL FLYWHEEL DISKS*	205	
TIRANTI COMPLETI ORIGINALI *ORIGINAL TIE RODS*	206	
VENTOLE ORIGINALI *ORIGINAL FANS*	206	
RADDRIZZATORI A SEMIONDA *HALF-WAVE RECTIFIERS*	207	

CONDENSATORI ELETTRICI *ELECTRIC CAPACITORS*	208/209	
CONDENSATORI CON DISGIUNTORE ELETTRONICO *CAPACITORS WITH ELECTRONIC CIRCUIT BREAKER*	210	
DISGIUNTORE ELETTRONICO PER MOTORE ASINCRONO MONOFASE *ELECTRONIC DISCONNECTOR FOR SINGLE-PHASE ASYNCHRONOUS MOTOR*	211	
CONDENSATORI A DOPPIA CAPACITÀ *DOUBLE CAPACITY CAPACITORS*	211	
CONDENSATORI ELETTROLITICI *ELECTROLYTIC CAPACITORS*	212	
COPERCHI IN PLASTICA PER CONDENSATORI *PLASTIC COVER FOR CAPACITORS*	212	
RELÈ D'AVVIAMENTO KLIXON *KLIXON IGNITION RELAY*	213	
VENTOLE IN NYLON *NYLON FANS*	214/215	
VENTOLE IN ALLUMINIO *ALUMINIUM FANS*	216	
COPRIVENTOLE IN LAMIERA ZINCATA *FAN SHEET COVERS GALVANIZED*	217	
COPRIVENTOLE IN MATERIALE TERMOPLASTICO *FAN COVERS IN THERMOPLASTIC MATERIAL*	217	NEW
MORSETTIERE CON PERNI IN OTTONE *TERMINAL BOARDS WITH BRASS PINS*	218	
MORSETTIERE ANTIDEFLAGRANTI *ANTIDEFLAGRATION TERMINAL BOARDS*	218	
MINUTERIE IN OTTONE PER MORSETTIERE E MORSETTIERE ANTIDEFLAGRANTI *BRASS SMALL PARTS FOR TERMINAL BOARDS AND ANTIDEFLAGRATION TERMINAL BOARDS*	219	
COPRIMORSETTIERE IN PLASTICA *PLASTIC TERMINAL BOARD COVERS*	220	NEW
PORTA INTERRUTTORE E CONDENSATORE *SWITCH AND CAPACITOR HOLDER*	221	
COPRIMORSETTIERE IN ALLUMINIO *ALUMINIUM TERMINAL BOARD COVERS*	222	
PORTACONDENSATORI *CAPACITOR CASES*	222	NEW
PRESSACAVI ANTISTRAPPO IN NYLON *NYLON STRESS RELIEF CABLE GLANDS*	223	

SPAZZOLE
BRUSHES

PORTASPAZZOLE
BRUSH HOLDER

COLLETTORI
SLIP RINGS



CARATTERISTICHE DELLE QUALITÀ USATE NELLA COSTRUZIONE DELLE SPAZZOLE *CHARACTERISTICS OF THE MATERIALS USED IN BRUSH CONSTRUCTION*	**226/ 227**
SPAZZOLE INDUSTRIALI *INDUSTRIAL BRUSHES*	**228/ 239**
SPAZZOLE PER MOTORI A BASSA TENSIONE *BRUSHES FOR LOW-VOLTAGE MOTORS*	**240**
PORTASPAZZOLE PER COLLETTORI AD ANELLI *BRUSH HOLDER FOR SLIP RINGS*	**241/ 243**
PORTASPAZZOLE IN CORRENTE CONTINUA *DC BRUSH HOLDER*	**244**
PORTAMOLLA COMPLETO DI MOLLA A PRESSIONE COSTANTE PER PORTASPAZZOLE A CASSETTI *SPRING HOLDER COMPLETE WITH CONSTANT COMPRESSION SPRING FOR TWO-DRAWER BRUSH HOLDER*	**244**
PRESE DI CORRENTE ROTANTI *ROTATING POWER SOCKETS*	**245**
COLLETTORI AD ANELLI *SLIP RINGS*	**246/ 247**

MACCHINARI ED ATTREZZATURE

MACHINES AND TOOLS

MACCHINE BOBINATRICI E AVVOLGITRICI *WINDING MACHINES*	250/ 251	NEW
SVOLGITORI *BOBBIN HOLDERS*	252	
LIBRO DEGLI AVVOLGIMENTI *BOOK OF WINDINGS*	252	NEW
PIATTI E FORME *PLATES AND MOULDS*	253	
FORME A SCALARE A 8 GOLE CON PERNI *8 SLOT MOULDS WITH PINS*	253	
ESTRATTORI IDRAULICI *HYDRAULIC EXTRACTORS*	254/ 255	
PINZE PER ESTRAZIONE RAME *COPPER PLIERS*	254/ 255	
FORNI DI COTTURA ELETTRICI *ELECTRIC OVENS*	256	
FORNI PIROLITICI PER TRATTAMENTO MOTORI *PIROLITIC KILNS FOR ELECTRIC MOTORS TREATMENT*	257	
BANCO D'IMPREGNAZIONE *IMPREGNATION TANK*	258	
GRU PER MOTORI *CRANES FOR ENGINES*	259	
PRESSA IDRAULICA MANUALE *MANUAL HYDRAULIC PRESS*	259	
TAGLIERINA E PORTAROTOLI *CUTTER AND ROLL HOLDER*	260	
TAGLIERINE TAGLIA CARTA, CARTONI E FIBRE *CUTTERS FOR PAPER, CARDBOARD AND FIBERS*	261	
MORSA RADIALE *RADIAL VICE*	262	
DISTRIBUTORE MANUALE *HAND-OPERATED DISPENSER*	262	
ESTRATTORE MANUALE PER CUSCINETTI *MANUAL BEARING EXTRACTOR*	263	
SPELAFILI *WIRE STRIPPER*	263	
SMICATRICE MANUALE PER COLLETTORI *MANUAL MICA UNDERCUTTING MACHINE*	264	
APPARECCHIO ELETTRONICO DI CONTROLLO PER STATORI E ROTORI *ELECTRONIC STATORS AND ROTORS TESTER*	264	
STRUMENTI DI MISURA E CONTROLLO *CONTROL MEASURING INSTRUMENTS*	265	
ESTRATTORI UNIVERSALI A DUE GRIFFE PER CUSCINETTI *UNIVERSAL STRIPPERS TWO JAW FOR BEARINGS*	266	
AGHI IN ACCIAIO LAMINATO *LAMINATED STEEL NEEDLES*	266	
SCOVOLI *SWABS*	266	
MAZZUOLE *MALLETS*	267	
ATTREZZI *TOOLS*	267	
LACCI *CLAMPS*	267	
ATTREZZATURE *TOOLS*	268/ 275	
CAPICORDA AD OCCHIELLO IN RAME *COPPER EYELET TERMINAL*	276	
CAPICORDA A FORCELLA IN RAME *COPPER FORK TERMINAL*	277	
CONNETTORI AD INNESTO RAPIDO NON ISOLATI *NOT INSULATED QUICK COUPLING CONNECTORS*	278	
CAPPUCCI TERMINALI *TERMINAL CAPS*	278	
CONNETTORI AD INNESTO RAPIDO *QUICK COUPLING CONNECTORS*	279	
PUNTALINI TONDI PREISOLATI *PRE-INSULATED ROUND CAPS*	280	
CONNETTORI PREISOLATI *PRE-INSULATED CONNECTORS*	280	
GIUNTI TESTA - TESTA *JOINT HEAD TO HEAD*	281	
MORSETTI AD UNA VIA A SERRAGGIO INDIRETTO *INDIRECT-TIGHTENING ONE-WAY TERMINALS*	281	
FASCETTE IN NYLON 6,6 *NYLON STRAPS 6,6*	282	
PINZA A COCCODRILLO PER CAVI CARICABATTERIA *ALLIGATOR CLIP FOR BATTERY CHARGER CABLES*	282	
VOLANTINI *HANDWHEELS*	283	
POMOLI - MANIGLIE *KNOBS - HANDLES*	284	
VOLANTINI A RAZZE *SPOKE HANDWHEELS*	285	
ATTREZZATURE *TOOLS*	286/ 291	

ASPIRAZIONE
ASPIRATION

CONDIZIONAMENTO
CONDITIONING

VENTILAZIONE
VENTILATION

MOTORI PER ASPIRAPOLVERE - ASPIRALIQUIDI BY-PASS *MOTORS FOR VACUUM-CLEANERS AND BY-PASS LIQUID ASPIRATORS*	294/ 295	
MOTORI PER ASPIRAZIONE CENTRALIZZATA *CENTRALIZED VACUUM MOTORS*	296	NEW
MOTORI PER ASPIRAPOLVERE - ASPIRALIQUIDI BY-PASS *MOTORS FOR VACUUM-CLEANERS AND BY-PASS LIQUID ASPIRATORS*	297/ 298	
MOTORI PER ASPIRAPOLVERE *MOTORS FOR VACUUM-CLEANERS*	299	
MOTORI PER ASPIRAZIONE *VACUUM MOTORS*	300	
MOTORI DIRETTI *THROUGH FLOW MOTORS*	301	
MOTORI ADATTABILI VORWERK FOLLETTO *ADAPTABLE MOTOR VORWERK FOLLETTO*	302	NEW
RICAMBI PER MOTORI ASPIRAPOLVERE/ ASPIRALIQUIDI *SPARES FOR MOTORS VACUUM-CLEANERS AND LIQUID ASPIRATORS*	303	
MOTORI PER MULINI *GRINDERS MOTORS*	304	
MOTORI PER CAPPE DI ASPIRAZIONE *MOTORS FOR EXTRACTION HOODS*	305	
MOTORI MONOFASE PER VENTILCONVETTORI *SINGLE-PHASE MOTORS FOR FAN COILS*	306/ 310	
MOTORI PER VENTILATORI *FAN MOTORS*	311	
MOTORE E POMPA DI CIRCOLAZIONE *MOTOR AND CIRCULATION PUMP*	311	
VENTOLE CENTRIFUGHE PER VENTILCONVETTORI *CENTRIFUGAL IMPELLERS FOR FAN COILS*	312	
COMMUTATORE DI VELOCITÀ PER VENTILCONVETTORI *SPEED SWITCH FOR FAN COILS*	312	
MANOPOLA PER COMMUTATORE DI VELOCITÀ *KNOB FOR SPEED SWITCH*	312	
TRASFORMATORE PER VENTILCONVETTORI *TRANSFORMER FOR FAN COILS*	312	
MOTORI MONOFASE PER GRUPPI EVAPORANTI CONDENSANTI A VENTOLE ELICOIDALI *SINGLE-PHASE MOTOR FOR HELICAL-FAN EVAPORATION CONDENSATION UNITS*	313	
MOTORI MONOFASE PER VENTILAZIONE *SINGLE-PHASE VENTILATION MOTORS*	313	
MOTORI ELETTRICI PER EVAPORATORI VENTILATI *ELECTRIC MOTORS VENTILATED EVAPORATORS*	314	
ACCESSORI *ACCESSORIES*	314	
MOTORI TRIFASE PER AEROTERMI A PARETE *THREE-PHASE MOTORS FOR WALL-MOUNTED HEATERS*	315	
MOTORI DI RICAMBIO PER VENTILATORI CENTRIFUGHI NICOTRA *SPARE MOTORS FOR NICOTRA BLOWERS*	316	
MOTORI PER VENTILATORI CENTRIFUGHI *MOTORS FOR CENTRIFUGAL BLOWERS*	317	
MOTORI PER VENTOLE TANGENZIALI *MOTORS FOR TANGENTIAL IMPELLERS*	317/ 318	NEW
MOTORI MONOFASE PER VENTILCONVETTORI *SINGLE-PHASE MOTORS FOR FAN COILS*	319	
ELETTROVENTILATORI AD AZIONE ASPIRANTE PENTAVALENTI *ELECTRIC BLOWERS WITH SUCTION ACTION WITH FIVE DIFFERENT TYPES OF FIXATION*	320	
ACCESSORI PER ELETTROVENTILATORI ACCESSORIES FOR ELECTRIC FANS	321	
VENTILATORI ASSIALI *AXIAL BLOWERS*	321	
VENTILATORI ASSIALI COMPATTI *COMPACT AXIAL BLOWERS*	322	
GRIGLIE DI PROTEZIONE PER VENTILATORI ASSIALI COMPATTI *PROTECTION GRILLES FOR COMPACT AXIAL BLOWERS*	322	
VENTILATORI RADIALI CON PALE ROVESCE *RADIAL FANS WITH REVERSED BLADES*	323	
VENTILATORI RADIALI CON PALE AVANTI *RADIAL FANS WITH FORWARD BLADES*	323	
VENTILATORI ASSIALI A ROTORE ESTERNO COMPLETI DI GRIGLIE *AXIAL BLOWERS WITH EXTERNAL ROTOR AND GRILLES*	324/ 325	

DELL'ERBA

VENTILATORI ASSIALI A ROTORE ESTERNO MONTATI SU PANNELLO QUADRO *AXIAL BLOWERS WITH EXTERNAL ROTOR, GRILLES AND SQUARE PANEL*	326
VENTILATORI ASSIALI MONOFASI E TRIFASI CON MOTORE COMPATTO MONTATI SU PANNELLO QUADRO *SINGLE-PHASE AND THREE-PHASE AXIAL FANS WITH COMPACT MOTOR MOUNTED ON SQUARE PANEL*	327
ELETTROVENTILATORI ELICOIDALI MONTATI SU PANNELLO QUADRO *HELICAL ELECTRIC FANS FITTED TO SQUARE PANEL*	328
PANNELLO QUADRO PER ELETTROVENTILATORI ELICOIDALI E VENTILATORI ASSIALI *SQUARE PANEL FOR HELICAL ELECTRIC FANS AND AXIAL BLOWERS*	329
SERRANDE GRAVITÀ PER ELETTROVENTILATORI ELICOIDALI E VENTILATORI ASSIALI PREMENTI *GRAVITY SHUTTER FOR HELICAL ELECTRIC FANS AND AXIAL BLOWERS*	329
TORRINI CENTRIFUGHI A ROTORE ESTERNO *CENTRIFUGAL ROOF FANS WITH EXTERNAL ROTOR*	330
TORRINI CENTRIFUGHI A FLUSSO ORIZZONTALE *HORIZONTAL DISCHARGE CENTRIFUGAL ROOF FANS*	331
TORRINI PER IMPIANTISTICA *AXIAL ROOF FANS*	332
VENTILATORI TANGENZIALI *TANGENTIAL BLOWERS*	333
VENTILATORI CENTRIFUGHI *CENTRIFUGAL BLOWERS*	334/ 335
ASPIRATORI CENTRIFUGHI *CENTRIFUGAL ASPIRATORS*	336/ 337
VENTILATORI CENTRIFUGHI *CENTRIFUGAL BLOWERS*	338/ 339 NEW
VENTILATORI CENTRIFUGHI A DOPPIA ASPIRAZIONE *DUAL-SUCTION CENTRIFUGAL FANS*	340
REGOLATORE DI VELOCITÀ PER VENTILATORI E TANGENZIALI *ELECTRONIC SPEED CONTROL FOR CENTRIFUGAL AND TANGENTIAL FANS*	340
REGOLATORI DI VELOCITÀ PER ELETTROVENTILATORI AD 1 VELOCITÀ *REGULATORS FOR 1 SPEED ELECTRICAL FANS*	341
REGOLATORE DI VELOCITÀ PER VENTILATORI "EC" *POTENTIOMETER FOR ADJUSTING THE SPEED FOR FANS "EC"*	341
VENTILATORI CENTRIFUGHI *CENTRIFUGAL BLOWERS*	342
ELETTROVENTILATORI NICOTRA CON MOTORE A STATORE ROTANTE *NICOTRA ELECTRIC BLOWERS WITH ROTATING STATOR MOTOR*	343
FLANGE PER ELETTROVENTILATORI CENTRIFUGHI SERIE DD-DDM *FLANGES FOR CENTRIFUGAL ELECTRIC FANS SERIES DD-DDM*	343
VENTILATORI CENTRIFUGHI TRASMISSIONE A CINGHIA *DOUBLE INLET CENTRIFUGAL FANS*	344/ 345 NEW
VENTILATORI CENTRIFUGHI TRASMISSIONE A CINGHIA BINATI *DOUBLE INLET CENTRIFUGAL FANS 2 WHEELS*	346/ 347 NEW
VENTILATORI CENTRIFUGHI CON BOCCA QUADRA *DOUBLE INLET CENTRIFUGAL WITH SQUARE-SHAPED*	348/ 349 NEW
VENTILATORI CENTRIFUGHI CON BOCCA QUADRA A PALE ROVESCE *DOUBLE INLET CENTRIFUGAL WITH SQUARE-SHAPED BACKWARD BLADES*	350/ 351 NEW
VENTILATORI CENTRIFUGHI *CENTRIFUGAL BLOWERS*	352
VENTILATORI CENTRIFUGHI A DOPPIA ASPIRAZIONE *CENTRIFUGAL BLOWERS DOUBLE NET*	353
CASSE DI AERAZIONE CON VENTILATORE CENTRIFUGO *VENTILATION BOX WITH CENTRIFUGAL FAN*	354/ 355 NEW
VENTILATORI CENTRIFUGHI PER CONDOTTI *IN-LINE DUCT FANS*	356 NEW
CASSE VENTILANTI COMPATTE *COMPACT VENTILATION BOX*	357 NEW
VENTILATORI ASSIALI INTUBATI COMPATTI *DUCTED COMPACT AXIAL FAN*	358
VENTILATORI CENTRIFUGHI *CENTRIFUGAL BLOWERS*	359
VENTILATORI ELICOCENTRIFUGHI PER CONDOTTI SERIE MIXVENT *HELICOCENTRIFUGAL FANS FOR DUCTS MIXVENT SERIES*	360
CASSE DI AERAZIONE INSONORIZZATE *ACOUSTIC CABINET FANS*	361 NEW
TURBINE MONOSTADIO FRONTALI *FRONTAL SINGLE - STAGE TURBINE*	362
TURBINE MONOSTADIO *SINGLE - STAGE TURBINE*	363
TURBINE BISTADIO PARALLELO FRONTALE *FRONTAL DOUBLE - STAGE TURBINE*	364
TURBINE BISTADIO PARALLELO *PARALLEL DOUBLE - STAGE TURBINE*	365
TURBINE BISTADIO IN SERIE *SERIES DOUBLE - STAGE TURBINE*	366

SPAZZOLE PER UTENSILI
BRUSHES FOR TOOLS

INTERRUTTORI ORIGINALI
ORIGINAL SWITCHES

CAVI MULTIPOLARI
MULTIPOLAR CABLES



MANDRINI *CHUCKS*	**370/ 377**
CHIAVI DI RICAMBIO E RACCORDO PER MANDRINI *KEYS AND ADAPTOR FOR CHUCKS*	**378**
VITI SINISTRE PER MANDRINI *SCREW LEFT FOR CHUCKS*	**378**
SPAZZOLE PER ELETTRODOMESTICI E ELETTROPOMPE *BRUSHES FOR HOUSE APPLIANCES AND ELECTRIC PUMPS*	**379**
BLACK & DECKER - ELU **SPAZZOLE ADATTABILI PER UTENSILI** *ADAPTABLE BRUSHES FOR TOOLS*	**380/ 381**
DE WALT **SPAZZOLE ADATTABILI PER UTENSILI** *ADAPTABLE BRUSHES FOR TOOLS*	**382**
STAYER **SPAZZOLE ADATTABILI PER UTENSILI** *ADAPTABLE BRUSHES FOR TOOLS*	**383**
FELISATTI **SPAZZOLE ADATTABILI PER UTENSILI** *ADAPTABLE BRUSHES FOR TOOLS*	**384**
KANGO **SPAZZOLE ADATTABILI PER UTENSILI** *ADAPTABLE BRUSHES FOR TOOLS*	**384**
RUPES **SPAZZOLE ADATTABILI PER UTENSILI** *ADAPTABLE BRUSHES FOR TOOLS*	**385**
AEG MILWAUKEE **SPAZZOLE ADATTABILI PER UTENSILI** *ADAPTABLE BRUSHES FOR TOOLS*	**386/ 387**
RYOBI - MILWAUKEE **SPAZZOLE ADATTABILI PER UTENSILI** *ADAPTABLE BRUSHES FOR TOOLS*	**388**
RIDGID **SPAZZOLE ADATTABILI PER UTENSILI** *ADAPTABLE BRUSHES FOR TOOLS*	**388**
BOSCH **SPAZZOLE ADATTABILI PER UTENSILI** *ADAPTABLE BRUSHES FOR TOOLS*	**389/ 391**
MAKITA **SPAZZOLE ADATTABILI PER UTENSILI** *ADAPTABLE BRUSHES FOR TOOLS*	**392/ 393**
METABO **SPAZZOLE ADATTABILI PER UTENSILI** *ADAPTABLE BRUSHES FOR TOOLS*	**394**
HILTI **SPAZZOLE ADATTABILI PER UTENSILI** *ADAPTABLE BRUSHES FOR TOOLS*	**395**

DELL'ERBA

HIKOKI - DIAMOND **SPAZZOLE ADATTABILI PER UTENSILI** *ADAPTABLE BRUSHES FOR TOOLS*	**396/ 397**
FLEX **SPAZZOLE ADATTABILI PER UTENSILI** *ADAPTABLE BRUSHES FOR TOOLS*	**398**
FEIN **SPAZZOLE ADATTABILI PER UTENSILI** *ADAPTABLE BRUSHES FOR TOOLS*	**398**
ASSORTIMENTO SPAZZOLE UTENSILI *BRUSH KIT*	**398**
PASSACAVI ORIGINALI PER ELETTROUTENSILI *ORIGINAL FAIRLEADS FOR POWER TOOLS*	**399/ 401**
PIETRA POMICE *PUMICE STONE*	**402**
GESSETTI PIETRA POMICE *CHALKS PUMICE STONE*	**402**
STECCA DI GOMMA POMICE *PUMICE RUBBER BAR*	**402**
H07RNF **CAVO MULTIUSO IN NEOPRENE NERO TITANEX®** *BLACK NEOPRENE MULTIPURPOSE CABLE TITANEX®*	**403**
H07RNF **CAVO MULTIUSO IN NEOPRENE NERO** *BLACK NEOPRENE MULTIPURPOSE CABLE*	**403**
H05RNF **CAVO MULTIUSO IN NEOPRENE NERO** *BLACK NEOPRENE MULTIPURPOSE CABLE*	**404**
CAVO MULTIPOLARE ARANCIO *ORANGE MULTIPOLAR CABLE*	**404**
CAVO PER SALDATRICI TITARC NERO *BLACK TITARC WELDING UNIT CABLE*	**405**
CAVO CON SPINA PER UTENSILI *CABLE WITH PLUG FOR TOOLS*	**405**
INTERRUTTORI PER ELETTROUTENSILI *SWITCHES FOR POWER TOOLS*	**406/ 408**
INTERRUTTORI ORIGINALI *ORIGINAL SWITCHES*	**409/ 415**
INTERRUTTORI/DEVIATORI/PULSANTI **(LUMINOSI E NON LUMINOSI)** *SWITCHES/DEVIATORS/BUTTONS* *(WITH AND WITHOUT LIGHT)*	**416/ 417**
INTERRUTTORI LUMINOSI CON **PROTEZIONE IN PVC** *BACKLIGHTED SWITCHES WITH PVC PROTECTION*	**417**

RIAVVOLGIMENTO INDOTTI *INDUCT REWINDING*	**418**
AEG **BATTERIE COMPATIBILI** *COMPATIBLE BATTERIES*	**419**
AEG - BOSCH **BATTERIE COMPATIBILI** *COMPATIBLE BATTERIES*	**420**
BOSCH - DEWALT - ELU **BATTERIE COMPATIBILI** *COMPATIBLE BATTERIES*	**421**
DEWALT - ELU **BATTERIE COMPATIBILI** *COMPATIBLE BATTERIES*	**422**
FESTOOL **BATTERIE COMPATIBILI** *COMPATIBLE BATTERIES*	**423**
GESIPA - HILTI **BATTERIE COMPATIBILI** *COMPATIBLE BATTERIES*	**424**
HIKOKI - HITACHI **BATTERIE COMPATIBILI** *COMPATIBLE BATTERIES*	**425**
HIKOKI - HITACHI / MAKITA **BATTERIE COMPATIBILI** *COMPATIBLE BATTERIES*	**426**
MAKITA **BATTERIE COMPATIBILI** *COMPATIBLE BATTERIES*	**427**
MAKITA - MAXREBAR - METABO **BATTERIE COMPATIBILI** *COMPATIBLE BATTERIES*	**428**
METABO - MILWAUKEE **BATTERIE COMPATIBILI** *COMPATIBLE BATTERIES*	**429**
MILWAUKEE - PANASONIC **BATTERIE COMPATIBILI** *COMPATIBLE BATTERIES*	**430**
PANASONIC - STIHL - WÛRTH **BATTERIE COMPATIBILI** *COMPATIBLE BATTERIES*	**431**
WÛRTH **BATTERIE COMPATIBILI** *COMPATIBLE BATTERIES*	**432/ 434**
CARICATORI *CHARGERS*	**435**
CARICATORI E ADATTATORI *CHARGERS AND ADAPTORS*	**436/ 437**

INTERRUTTORI BREMAS
BREMAS SWITCHES

PULSANTIERE GIOVENZANA
GIOVENZANA PENDANT STATIONS

INTERRUTTORI ORIGINALI
ORIGINAL SWITCHES



INTERRUTTORI BIPOLARI CON BOBINA DI MINIMA *BIPOLAR SWITCHES WITH MINIMUM-VOLTAGE COIL*	**440**
INTERRUTTORE AUTOMATICO CON RELÈ DI MINIMA TENSIONE *AUTOMATIC SWITCH WITH MINIMUM VOLTAGE RELAY*	**441**
INTERRUTTORI CON BOBINA DI MINIMA *SWITCHES WITH MINIMUM-VOLTAGE COIL*	**441**
INTERRUTTORI - AVVIATORI *SWITCHES - STARTERS*	**442**
SALVAMOTORI CON CONDENSATORI PER BETONIERE *MOTOR PROTECTIONS WITH CAPACITORS FOR CONCRETE MIXER*	**442**
CASSETTE - INTERRUTTORI MAGNETOTERMICI BOBINA DI MINIMA *BOX - MAGNETOTHERMAL - MINIMUM COIL*	**443**
SALVAMOTORI MAGNETOTERMICI *MAGNETOTHERMAL OVERLOAD CUT OUT*	**444**
SPINE MOBILI DRITTE *STRAIGHT MOVABLE PLUGS*	**445**
MOLTIPLICATORI A 2 USCITE *MULTIPLIERS 2 OUTLETS*	**446**
MOLTIPLICATORI A 3 USCITE *MULTIPLIERS 3 OUTLETS*	**446**
SPINE DA PARETE A 90° *WALL 90° ANGLED PLUGS*	**447**
ADATTATORI DI SISTEMA *SYSTEM ADAPTORS*	**447/ 448**
ADATTATORE SCHUKO *SCHUKO ADAPTOR*	**448**
SPINE E PRESE MOBILI *MOVABLE SOCKET AND PLUG*	**449**
MULTIPRESE E PROLUNGHE *MULTIPLE SOCKETS AND EXTENSION CABLES*	**449**
AVVOLGICAVO *CABLE REEL*	**450**
CASSETTE CON COMANDO LATERALE-FRONTALE *BOXES WITH SIDE-FRONT CONTROL*	**451**
INTERRUTTORI SEMIROTATIVI *SEMI-ROTARY SWITCHES*	**451**

DELL'ERBA

INTERRUTTORI *SWITCHES*	**452**
INTERRUTTORE PER MOTORI LAFERT *SWITCH FOR LAFERT MOTOR*	**452**
COMMUTATORI DI LINEA *LINE SWITCHES*	**453**
AVVIATORI - COMMUTATORI - INVERTITORI *STARTERS - SWITCHES - REVERSAL SWITCHES*	**453**
PULSANTIERE PENSILI *PENDANT STATIONS*	**454/ 455**
RICAMBI *SPARE*	**454/ 455**
GIOVENZANA **PULSANTIERE PENSILI** *PENDANT STATIONS*	**456/ 457**
GIOVENZANA **PULSANTIERA PENSILE MONTATA SU PARANCHI "BETA"** *PENDANT STATION MOUNTED ON "BETA" HOISTS*	**458**
GIOVENZANA **PULSANTIERA PENSILE PER CIRCUITI DI POTENZA** *PENDANT STATION FOR POWER CIRCUITS*	**458**
GIOVENZANA **RICAMBI PER PULSANTIERE PENSILI** *SPARE PARTS FOR PENDANT STATIONS*	**459**
GIOVENZANA **PULSANTIERE A FUNGO** *PUSH-BUTTON MUSHROOM-SHAPED*	**460**
GIOVENZANA **ELEMENTI DI CONTATTO CONNESSIONI A MOLLA** *CONTACT BLOCKS SPRING LOADED TERMINALS*	**460**
GIOVENZANA **FINECORSA UNIVERSALI - NUOVI MODELLI** *UNIVERSAL LIMIT SWITCHES - NEW MODELS*	**461**
GIOVENZANA **SEGNALATORI ACUSTICI UNITONALI** *SINGLE TONE WARNING HORNS*	**461**
GIOVENZANA **MICROINTERRUTTORI** *MICROSWITCHES*	**462** NEW
GIOVENZANA **FINECORSA A VITE SENZA FINE** *WORM-SCREW LIMIT SWITCH*	**463**
GIOVENZANA **INTERRUTTORE DI SICUREZZA A PEDALE** *FOOT SAFETY SWITCH*	**464**
ELEMENTI DI CONTATTO A CONTATTO SINGOLO PER AUSILIARI DI COMANDO E SCATOLE *SINGLE-CONTACT CONTACT ELEMENT FOR CONTROL AUXILIARIES AND BOXES*	**464**
AUSILIARI DI COMANDO E SEGNALAZIONE *AUXILIARY CONTROL AND INDICATOR DEVICES*	**464**
GIOVENZANA **CONDUTTORI - CAVI ELETTRICI AUTOPORTANTI** *CONDUCTORS - SELF SUPPORTING POWER CABLES*	**465**
TRASFORMATORI MONOFASI C.A. *A.C. SINGLE-PHASE TRANSFORMERS*	**466**
RADDRIZZATORI PER SALDATRICI E CARICABATTERIE *RECTIFIERS FOR WELDERS AND BATTERY CHARGERS*	**467**

MATERIALE PER AVVOLGIMENTO

WINDING MATERIAL



FILO DI RAME SMALTATO GRADO 2 *DEGREE 2 ENAMELLED COPPER WIRE*	**470**
STAGNO SALDABILE *WELD TIN*	**470**
LEGA SALDANTE SENZA PIOMBO *LEAD-FREE SOLDERING ALLOYS*	**471**
PASTA SALDA *SOLDER PASTE*	**471** NEW
CARTE ISOLANTI *INSULATING PAPERS*	**472/ 473**
TEGOLINI PER CHIUSURA DI CAVE *SLATS FOR SLOT CLOSING*	**474/ 476**
STECCHE PER RIEMPIMENTO CAVE *SLATS FOR SLOT FILLING*	**477**
LASTRE IN CARTA BAKELIZZATA *BAKELISED PAPER SHEETS*	**478**
LASTRE IN VETRONITE EP 84 FR-4 *VETRONIT SLAB*	**478**
TUBI IN CARTA BAKELIZZATA *TUBES IN BAKELISED PAPER*	**479**
BASTONI TORNITI IN TELA BAKELITE *TURNED RODS MADE OF BAKELITE CANVAS*	**479**
TUBETTI ISOLANTI *INSULATING TUBES*	**480/ 481**
NASTRI ADESIVI *ADHESIVE TAPES*	**482/ 484**
NASTRI IN TESSUTO *FABRIC TAPES*	**485**
CAVI UNIPOLARI ISOLATI *INSULATED SINGLE-POLE CABLES*	**486/ 487**
CAVO ISOLATO RADOX® 155 *FLEXIBLE CONNECTING CABLE RADOX® 155*	**488**
CORDINO MILLECAPI *ONE THOUSAND HEAD CORD*	**489**
NASTRO SPECIALE IN RAYON PER LEGATURA DI AVVOLGIMENTI *SPECIAL RAYON TAPE FOR TYING WINDINGS*	**489**
VERNICI E DILUENTI *PAINTS AND THINNERS*	**490/ 495**

INDICE ALFABETICO

ALPHABETICAL INDEX

A

ACCESSORI - *ACCESSORIES*	**314**
ACCESSORI PER COMPRESSORI - *ACCESSORIES FOR COMPRESSORS*	**168**
ACCESSORI PER ELETTROVENTILATORI - ACCESSORIES FOR ELECTRIC FANS	**321**
ADATTATORE SCHUKO - *SCHUKO ADAPTOR*	**448**
ADATTATORI DI SISTEMA - *SYSTEM ADAPTORS*	**447-448**
AGHI IN ACCIAIO LAMINATO - *LAMINATED STEEL NEEDLES*	**266**
ANCORE ORIGINALI - *ORIGINAL ANCHORS*	**204**
ANELLI ONDULATI - *ONDULATED RINGS*	**190**
APPARECCHIO ELETTRONICO DI CONTROLLO PER STATORI E ROTORI - *ELECTRONIC STATORS AND ROTORS TESTER*	**264**
ASPIRATORI CENTRIFUGHI - *CENTRIFUGAL ASPIRATORS*	**336-337**
ASSORTIMENTO SPAZZOLE UTENSILI - *BRUSH KIT*	**398**
ATTREZZATURE - *TOOLS*	**268-275, 286-291**
ATTREZZI - *TOOLS*	**267**
AUSILIARI DI COMANDO E SEGNALAZIONE - *AUXILIARY CONTROL AND INDICATOR DEVICES*	**464**
AVVIATORI - COMMUTATORI - INVERTITORI - *STARTERS - SWITCHES - REVERSAL SWITCHES*	**453**
AVVOLGICAVO - *CABLE REEL*	**450**

B

BANCO D'IMPREGNAZIONE - *IMPREGNATION TANK*	**258**
BARRE TERMORESTRINGENTI - *BAR HEATSHRINCABLE*	**155**
BASTONI TORNITI IN TELA BAKELITE - *TURNED RODS MADE OF BAKELITE CANVAS*	**479**
BATTERIE COMPATIBILI - *COMPATIBLE BATTERIES*	**419-434**

C

CAPICORDA A FORCELLA IN RAME - *COPPER FORK TERMINAL*	**277**
CAPICORDA AD OCCHIELLO IN RAME - *COPPER EYELET TERMINAL*	**276**
CAPPUCCI TERMINALI - *TERMINAL CAPS*	**278**
CARATTERISTICHE DELLE QUALITÀ USATE NELLA COSTRUZIONE DELLE SPAZZOLE - *CHARACTERISTICS OF THE MATERIALS USED IN BRUSH CONSTRUCTION*	**226-227**
CARICATORI - *CHARGERS*	**435**
CARICATORI E ADATTATORI - *CHARGERS AND ADAPTORS*	**436-437**
CARTE ISOLANTI - *INSULATING PAPERS*	**472-473**
CASSE DI AERAZIONE CON VENTILATORE CENTRIFUGO - *VENTILATION BOX WITH CENTRIFUGAL FAN*	**354-355**
CASSE DI AERAZIONE INSONORIZZATE - *ACOUSTIC CABINET FANS*	**361**
CASSE VENTILANTI COMPATTE - *COMPACT VENTILATION BOX*	**357**
CASSETTE - INTERRUTTORI MAGNETOTERMICI - BOBINA DI MINIMA - *BOX - MAGNETOTHERMAL - MINIMUM COIL*	**443**
CASSETTE CON COMANDO LATERALE-FRONTALE - *BOXES WITH SIDE-FRONT CONTROL*	**451**
CAVI UNIPOLARI ISOLATI - *INSULATED SINGLE-POLE CABLES*	**486-487**
CAVO CON SPINA PER UTENSILI - *CABLE WITH PLUG FOR TOOLS*	**405**
CAVO ISOLATO RADOX® 155 - *FLEXIBLE CONNECTING CABLE RADOX® 155*	**488**
CAVO MULTIPOLARE ARANCIO - *ORANGE MULTIPOLAR CABLE*	**404**
CAVO MULTIUSO IN NEOPRENE NERO H05RNF - *BLACK NEOPRENE MULTIPURPOSE CABLE H05RNF*	**404**
CAVO MULTIUSO IN NEOPRENE NERO TITANEX® H07RNF - *BLACK NEOPRENE MULTIPURPOSE CABLE TITANEX® H07RNF*	**403**
CAVO MULTIUSO IN NEOPRENE NERO H07RNF - *BLACK NEOPRENE MULTIPURPOSE CABLE H07RNF*	**403**
CAVO PER SALDATRICI TITARC NERO - *BLACK TITARC WELDING UNIT CABLE*	**405**
CHIAVI DI RICAMBIO E RACCORDO PER MANDRINI - *KEYS AND ADAPTOR FOR CHUCKS*	**378**
COLLETTORI AD ANELLI - *SLIP RINGS*	**246-247**
COMMUTATORE DI VELOCITÀ PER VENTILCONVETTORI - *SPEED SWITCH FOR FAN COILS*	**312**
COMMUTATORI DI LINEA - *LINE SWITCHES*	**453**
CONDENSATORI A DOPPIA CAPACITÀ - *DOUBLE CAPACITY CAPACITORS*	**211**
CONDENSATORI CON DISGIUNTORE ELETTRONICO - *CAPACITORS WITH ELECTRONIC CIRCUIT BREAKER*	**210**
CONDENSATORI ELETTRICI - *ELECTRIC CAPACITORS*	**208-209**
CONDENSATORI ELETTROLITICI - *ELECTROLYTIC CAPACITORS*	**212**
CONDUTTORI - CAVI ELETTRICI AUTOPORTANTI - *CONDUCTORS - SELF SUPPORTING POWER CABLES*	**465**
CONNETTORI AD INNESTO RAPIDO - *QUICK COUPLING CONNECTORS*	**279**
CONNETTORI AD INNESTO RAPIDO NON ISOLATI - *NOT INSULATED QUICK COUPLING CONNECTORS*	**278**
CONNETTORI PREISOLATI - *PRE-INSULATED CONNECTORS*	**280**
CONTROFACCE GIOVENZANA - *COUNTERFACES*	**35**
CONTROFACCE PER SERIE RA - *COUNTERFACE FOR RA SERIES*	**51**
COPERCHI IN PLASTICA PER CONDENSATORI - *PLASTIC COVER FOR CAPACITORS*	**212**
COPRIMORSETTIERE IN ALLUMINIO - *ALUMINIUM TERMINAL BOARD COVERS*	**222**
COPRIMORSETTIERE IN PLASTICA - *PLASTIC TERMINAL BOARD COVERS*	**220**
COPRIVENTOLE IN LAMIERA ZINCATA - *FAN SHEET COVERS GALVANIZED*	**217**
COPRIVENTOLE IN MATERIALE TERMOPLASTICO - *FAN COVERS IN THERMOPLASTIC MATERIAL*	**217**
CORDINO MILLECAPI - *ONE THOUSAND HEAD CORD*	**489**
CORPI POMPA SOMMERSI MULTISTADIO 4" - *4" SUBMERSIBLE PUMPS FOR WELLS*	**148-151**
CUSCINETTI A SFERA - *BALL BEARING*	**188-189**

D

DIMENSIONI MOTORI AUTOFRENANTI - *DIMENSIONS BRAKING MOTORS D.C. BRAKE*	**180**
DIMENSIONI MOTORI ELETTRICI ASINCRONI FORMA B3 CON PIEDINI SERIE MEC *DIMENSIONS ASYNCHRONOUS ELECTRIC MOTORS FORM B3 WITH FEET SERIES MEC*	**181**
DIMENSIONI MOTORI ELETTRICI ASINCRONI FORME B5 E B14 FLANGIATE SERIE MEC *DIMENSIONS ASYNCHRONOUS ELECTRIC MOTORS FORM B5 AND B14 FLANGED SERIES MEC*	**182**
DISCHI ORIGINALI - *ORIGINAL DISKS*	**205**
DISCHI VOLANO ORIGINALI - *ORIGINAL FLYWHEEL DISKS*	**205**
DISGIUNTORE ELETTRONICO PER MOTORE ASINCRONO MONOFASE - *ELECTRONIC DISCONNECTOR FOR SINGLE-PHASE ASYNCHRONOUS MOTOR*	**211**
DISGIUNTORI TERMICI UNIPOLARI - *THERMIC CIRCUIT BREAKERS SINGLE POLAR*	**191**
DISTRIBUTORE MANUALE - *HAND-OPERATED DISPENSER*	**262**

E

ELEMENTI DI CONTATTO A CONTATTO SINGOLO PER AUSILIARI DI COMANDO E SCATOLE *SINGLE-CONTACT CONTACT ELEMENT FOR CONTROL AUXILIARIES AND BOXES*	**464**
ELEMENTI DI CONTATTO CONNESSIONI A MOLLA GIOVENZANA - *CONTACT BLOCKS SPRING LOADED TERMINALS*	**460**
ELETTROMAGNETI ORIGINALI - *ORIGINAL ELECTROMAGNETS*	**204**
ELETTROPOMPA PERIFERICA - *PERIPHERAL ELECTRIC PUMP*	**111**
ELETTROPOMPA PERIFERICA SOMMERSA - *SUBMERSIBLE PERIPHERAL PUMP*	**139**
ELETTROPOMPA SOMMERGIBILE TRITURATRICE - *SUBMERSIBLE GRINDER ELECTRIC PUMP*	**138**
ELETTROPOMPA SOMMERSA 4" - *4" SUBMERSIBLE PUMP*	**146**
ELETTROPOMPA SOMMERSA CENTRIFUGA - *SUBMERSIBLE PUMP PUMPS*	**145**
ELETTROPOMPA SOMMERSA MULTISTADIO - *MULTISTAGE SUBMERSIBLE PUMP*	**140-141, 144**
ELETTROPOMPE 12-24V - *PUMPS 12-24V*	**153**
ELETTROPOMPE AUTOADESCANTI SACEMI - *SACEMI SELF-PRIMING PUMPS*	**97**
ELETTROPOMPE BISENSO - *TWO WAY ELECTRIC PUMPS*	**110**
ELETTROPOMPE CENTRIFUGA SACEMI - *SACEMI CENTRIFUGAL PUMPS*	**96, 99**
ELETTROPOMPE CENTRIFUGHE AD IMMERSIONE - *CENTRIFUGAL IMMERSION PUMPS*	**107-108**
ELETTROPOMPE CENTRIFUGHE BIGIRANTI MONOBLOCCO - *CENTRIFUGAL TWO-IMPELLER ELECTRIC PUMPS MONOBLOC*	**123-125**
ELETTROPOMPE CENTRIFUGHE MULTISTADIO - *MULTISTAGE ELECTRIC PUMPS*	**118-122**
ELETTROPOMPE CENTRIFUGHE NORMALIZZATE - *CLOSE COUPLED ELECTRICALLY CENTRIFUGAL PUMPS*	**114-117**
ELETTROPOMPE CENTRIFUGHE PER PISCINA - *CENTRIFUGAL SWIMMING POOL PUMPS*	**152**
ELETTROPOMPE MULTISTADIO VERTICALE - *VERTICAL MULTISTAGE PUMPS*	**100-101**
ELETTROPOMPE SACEMI AD IMMERSIONE - *SACEMI IMMERSION PUMPS*	**88-95, 98, 102, 104-105**
ELETTROPOMPE SACEMI PER TRAVASO - *SACEMI TRANSFER PUMPS*	**106**
ELETTROPOMPE SOMMERGIBILI - *SUBMERSIBLE ELECTRIC PUMPS*	**126-133**
ELETTROPOMPE SOMMERGIBILI A GIRANTE ARRETRATA DI TIPO VORTEX - *SUBMERSIBLE PUMPS WITH REAR IMPELLER VORTEX TYPE*	**134-135**
ELETTROPOMPE SOMMERGIBILI CON GIRANTE MONOCANALE - *SUBMERSIBLE PUMPS WITH SINGLE-CHANNEL IMPELLER*	**136-137**
ELETTROPOMPE SOMMERSE - *SUBMERSIBLE PUMPS*	**109**
ELETTROPOMPE SOMMERSE CENTRIFUGHE MULTISTADIO MONOBLOCCO - *MULTISTAGE SUBMERSIBLE PUMPS*	**142-143**
ELETTROSONDA PER I REGOLATORI ELETTROMECCANICI DI LIVELLO - *ELECTRIC PROBE FOR LEVEL REGULATORS*	**161**
ELETTROVENTILATORI AD AZIONE ASPIRANTE PENTAVALENTI - *ELECTRIC BLOWERS WITH SUCTION ACTION WITH FIVE DIFFERENT TYPES OF FIXATION*	**320**
ELETTROVENTILATORI ELICOIDALI MONTATI SU PANNELLO QUADRO - *HELICAL ELECTRIC FANS FITTED TO SQUARE PANEL*	**328**
ELETTROVENTILATORI NICOTRA CON MOTORE A STATORE ROTANTE - *NICOTRA ELECTRIC BLOWERS WITH ROTATING STATOR MOTOR*	**343**
ESTRATTORE MANUALE PER CUSCINETTI - *MANUAL BEARING EXTRACTOR*	**263**
ESTRATTORI IDRAULICI - *HYDRAULIC EXTRACTORS*	**254-255**
ESTRATTORI UNIVERSALI A DUE GRIFFE PER CUSCINETTI - *UNIVERSAL STRIPPERS TWO JAW FOR BEARINGS*	**266**

F

FASCETTE IN NYLON 6,6 - *NYLON STRAPS 6,6*	**282**
FILO DI RAME SMALTATO GRADO 2 - *DEGREE 2 ENAMELLED COPPER WIRE*	**470**
FINECORSA A VITE SENZA FINE GIOVENZANA - *WORM-SCREW LIMIT SWITCH*	**463**
FINECORSA UNIVERSALI - NUOVI MODELLI GIOVENZANA - *UNIVERSAL LIMIT SWITCHES - NEW MODELS*	**461**
FLANGE PER ELETTROVENTILATORI CENTRIFUGHI SERIE DD-DDM - *FLANGES FOR CENTRIFUGAL ELECTRIC FANS SERIES DD-DDM*	**343**
FLANGE PER MOTORI MONOFASE - *FLANGES FOR SINGLE-PHASE MOTORS*	**173**
FLANGE PER MOTORI TRIFASE - *FLANGES FOR THREE-PHASE MOTORS*	**176**
FORME A SCALARE A 8 GOLE CON PERNI - *8 SLOT MOULDS WITH PINS*	**253**
FORNI DI COTTURA ELETTRICI - *ELECTRIC OVENS*	**256**
FORNI PIROLITICI PER TRATTAMENTO MOTORI - *PIROLITIC KILNS FOR ELECTRIC MOTORS TREATMENT*	**257**

G

GESSETTI PIETRA POMICE - *CHALKS PUMICE STONE*	**402**
GIUNTI TESTA - TESTA - *JOINT HEAD TO HEAD*	**281**
GRIGLIE DI PROTEZIONE PER VENTILATORI ASSIALI COMPATTI - *PROTECTION GRILLES FOR COMPACT AXIAL BLOWERS*	**322**
GRU PER MOTORI - *CRANES FOR ENGINES*	**259**
GRUPPO FRENO A MOLLE IN CORRENTE ALTERNATA 230/400 V - *ALTERNATE CURRENT SPRING BRAKE 230/400 V*	**198-199**
GRUPPO FRENO A MOLLE IN CORRENTE CONTINUA - *DIRECT CURRENT SPRING BRAKE UNIT*	**203**
GRUPPO FRENO DI SICUREZZA A MOLLE IN CORRENTE CONTINUA - *DIRECT CURRENT SAFETY ELECTRIC BRAKE WITH SPRINGS*	**200-201**
GUARNIZIONI IN VITON® (FKM) / EPDM - *(FKM) VITON® / EPDM O-RINGS*	**58-59**

I

INTERRUTTORE AUTOMATICO CON RELÈ DI MINIMA TENSIONE - *AUTOMATIC SWITCH WITH MINIMUM VOLTAGE RELAY*	**441**
INTERRUTTORE DI SICUREZZA A PEDALE GIOVENZANA - *FOOT SAFETY SWITCH*	**464**
INTERRUTTORE PER MOTORI LAFERT - *SWITCH FOR LAFERT MOTOR*	**452**
INTERRUTTORI - *SWITCHES*	**452**
INTERRUTTORI - AVVIATORI - *SWITCHES - STARTERS*	**442**
INTERRUTTORI/DEVIATORI/PULSANTI (LUMINOSI E NON LUMINOSI) - *SWITCHES/DEVIATORS/BUTTONS (WITH AND WITHOUT LIGHT)*	**416-417**
INTERRUTTORI BIPOLARI CON BOBINA DI MINIMA - *BIPOLAR SWITCHES WITH MINIMUM-VOLTAGE COIL*	**440**
INTERRUTTORI CON BOBINA DI MINIMA - *SWITCHES WITH MINIMUM-VOLTAGE COIL*	**441**
INTERRUTTORI LUMINOSI CON PROTEZIONE IN PVC - *BACKLIGHTED SWITCHES WITH PVC PROTECTION*	**417**
INTERRUTTORI ORIGINALI - *ORIGINAL SWITCHES*	**409-415**
INTERRUTTORI PER ELETTROUTENSILI - *SWITCHES FOR POWER TOOLS*	**406-408**
INTERRUTTORI SEMIROTATIVI - *SEMI-ROTARY SWITCHES*	**451**
INVERTER/QUADRO DI COMANDO PER ELETTROPOMPE - *INVERTER FOR DIRECT CONTROL OF ELECTRIC PUMPS*	**166**

K

KIT SERVOVENTILATO PER MOTORE MONOFASE CON E SENZA MORSETTIERA - IP40 *SERVO-VENTILATED KIT FOR SINGLE-PHASE MOTOR WITH AND WITHOUT TERMINAL BOARD*	**184**
KIT SERVOVENTILATO PER MOTORE TRIFASE CON E SENZA MORSETTIERA - IP55 *SERVO-VENTILATED KIT FOR THREE-PHASE MOTOR WITH AND WITHOUT TERMINAL BOARD*	**185**
KIT SERVOVENTILATO PER MOTORE TRIFASE CON MORSETTIERA - IP55 - *SERVO-VENTILATED KIT FOR THREE-PHASE MOTOR WITH TERMINAL BOARD*	**186**

L

LACCI - *CLAMPS*	**267**
LASTRE IN CARTA BAKELIZZATA - *BAKELISED PAPER SHEETS*	**478**
LASTRE IN VETRONITE EP 84 FR-4 - *VETRONIT SLAB*	**478**
LEGA SALDANTE SENZA PIOMBO - *LEAD-FREE SOLDERING ALLOYS*	**471**
LIBRO DEGLI AVVOLGIMENTI - *BOOK OF WINDINGS*	**252**

M

MACCHINE BOBINATRICI E AVVOLGITRICI - *WINDING MACHINES*	**250-251**
MANDRINI - *CHUCKS*	**370-377**
MANOPOLA PER COMMUTATORE DI VELOCITÀ - *KNOB FOR SPEED SWITCH*	**312**
MAZZUOLE - *MALLETS*	**267**
MICROINTERRUTTORI GIOVENZANA - *MICROSWITCHES*	**462**
MINUTERIE IN OTTONE PER MORSETTIERE E MORSETTIERE ANTIDEFLAGRANTI *BRASS SMALL PARTS FOR TERMINAL BOARDS AND ANTIDEFLAGRATION TERMINAL BOARDS*	**219**
MOLLE SINISTRE PER TENUTE - *LEFT SPRINGS FOR SEALS*	**46**
MOLTIPLICATORI A 2 USCITE - *MULTIPLIERS 2 OUTLETS*	**446**
MOLTIPLICATORI A 3 USCITE - *MULTIPLIERS 3 OUTLETS*	**446**
MORSA RADIALE - *RADIAL VICE*	**262**
MORSETTI AD UNA VIA A SERRAGGIO INDIRETTO - *INDIRECT-TIGHTENING ONE-WAY TERMINALS*	**281**
MORSETTIERE ANTIDEFLAGRANTI - *ANTIDEFLAGRATION TERMINAL BOARDS*	**218**
MORSETTIERE CON PERNI IN OTTONE - *TERMINAL BOARDS WITH BRASS PINS*	**218**
MOTORE E POMPA DI CIRCOLAZIONE - *MOTOR AND CIRCULATION PUMP*	**311**
MOTORI ADATTABILI VORWERK FOLLETTO - *ADAPTABLE MOTOR VORWERK FOLLETTO*	**302**
MOTORI DIRETTI - *THROUGH FLOW MOTORS*	**301**
MOTORI DI RICAMBIO PER VENTILATORI CENTRIFUGHI NICOTRA - *SPARE MOTORS FOR NICOTRA BLOWERS*	**316**
MOTORI ELETTRICI ASINCRONI MONOFASE - *ASYNCHRONOUS SINGLE-PHASE ELECTRIC MOTORS*	**172, 174**
MOTORI ELETTRICI ASINCRONI MONOFASE E TRIFASE - *ASYNCHRONOUS SINGLE-PHASE AND THREE-PHASE ELECTRIC MOTORS*	**183**
MOTORI ELETTRICI ASINCRONI PER BETONIERE - *MOTOR FOR CONCRETE MIXERS*	**173**
MOTORI ELETTRICI ASINCRONI TRIFASE - *THREE-PHASE ASYNCHRONOUS ELECTRIC MOTORS*	**175-176**
MOTORI ELETTRICI ASINCRONI TRIFASE DOPPIA POLARITÀ - *THREE PHASE ASYNCHRONOUS DOUBLE POLARITY ELECTRIC MOTORS*	**177**
MOTORI ELETTRICI PER EVAPORATORI VENTILATI - *ELECTRIC MOTORS VENTILATED EVAPORATORS*	**314**
MOTORI MONOFASE PER GRUPPI EVAPORANTI CONDENSANTI A VENTOLE ELICOIDALI - *SINGLE-PHASE MOTOR FOR HELICAL-FAN EVAPORATION CONDENSATION UNITS*	**313**
MOTORI MONOFASE PER VENTILAZIONE - *SINGLE-PHASE VENTILATION MOTORS*	**313**
MOTORI MONOFASE PER VENTILCONVETTORI - *SINGLE-PHASE MOTORS FOR FAN COILS*	**306-310, 319**
MOTORI PER ASPIRAPOLVERE - *MOTORS FOR VACUUM-CLEANERS*	**299**
MOTORI PER ASPIRAPOLVERE - ASPIRALIQUIDI BY-PASS - *MOTORS FOR VACUUM-CLEANERS AND BY-PASS LIQUID ASPIRATORS*	**294-295, 297-298**
MOTORI PER ASPIRAZIONE - *VACUUM MOTORS*	**300**
MOTORI PER ASPIRAZIONE CENTRALIZZATA - *CENTRALIZED VACUUM MOTORS*	**296**
MOTORI PER CAPPE DI ASPIRAZIONE - *MOTORS FOR EXTRACTION HOODS*	**305**
MOTORI PER MULINI - *GRINDERS MOTORS*	**304**
MOTORI PER VENTILATORI - *FAN MOTORS*	**311**
MOTORI PER VENTILATORI CENTRIFUGHI - *MOTORS FOR CENTRIFUGAL BLOWERS*	**317**
MOTORI PER VENTOLE TANGENZIALI - *MOTORS FOR TANGENTIAL IMPELLERS*	**317-318**
MOTORI SOMMERSI 4" RIAVVOLGIBILI - *4" REWINDABLE SUBMERSIBLE MOTORS*	**147**
MOTORI TRIFASE PER AEROTERMI A PARETE - *THREE-PHASE MOTORS FOR WALL-MOUNTED HEATERS*	**315**
MOTORI TRIFASI AUTOFRENANTI C.A. - *THREE-PHASE SELF-BRAKING MOTORS AC*	**178**
MOTORI TRIFASI AUTOFRENANTI C.C. - *THREE-PHASE SELF-BRAKING MOTORS DC*	**179**
MULTIPRESE E PROLUNGHE - *MULTIPLE SOCKETS AND EXTENSION CABLES*	**449**

N

NASTRI ADESIVI - *ADHESIVE TAPES*	**482-484**
NASTRI IN TESSUTO - *FABRIC TAPES*	**485**
NASTRO AUTOAGGLOMERANTE - *SELF BONDING TAPE*	**155**
NASTRO SPECIALE IN RAYON PER LEGATURA DI AVVOLGIMENTI - *SPECIAL RAYON TAPE FOR TYING WINDINGS*	**489**

O

OLIO DIELETTRICO PER ELETTROPOMPE - *DIELECTRIC OIL FOR PUMPS*	**156**

P

PANNELLO QUADRO PER ELETTROVENTILATORI ELICOIDALI E VENTILATORI ASSIALI *SQUARE PANEL FOR HELICAL ELECTRIC FANS AND AXIAL BLOWERS*	**329**
PASSACAVI ORIGINALI PER ELETTROUTENSILI - *ORIGINAL FAIRLEADS FOR POWER TOOLS*	**399-401**
PASTA SALDA - *SOLDER PASTE*	**471**
PIATTI E FORME - *PLATES AND MOULDS*	**253**
PIETRA POMICE - *PUMICE STONE*	**402**
PINZA A COCCODRILLO PER CAVI CARICABATTERIA - *ALLIGATOR CLIP FOR BATTERY CHARGER CABLES*	**282**
PINZE PER ESTRAZIONE RAME - *COPPER PLIERS*	**254-255**
POMOLI - MANIGLIE - *KNOBS - HANDLES*	**284**
POMPA SACEMI AD IMMERSIONE CON ALIMENTAZIONE PNEUMATICA - *SACEMI AIR-POWERED IMMERSION PUMPS*	**103**
POMPE AUTODESCANTI CENTRIFUGHE - *SELF-PRIMING CENTRIFUGAL PUMPS*	**112-113**
PORTACONDENSATORI - *CAPACITOR CASES*	**222**
PORTA INTERRUTTORE E CONDENSATORE - *SWITCH AND CAPACITOR HOLDER*	**221**
PORTAMOLLA COMPLETO DI MOLLA A PRESSIONE COSTANTE PER PORTASPAZZOLE A CASSETTI *SPRING HOLDER COMPLETE WITH CONSTANT COMPRESSION SPRING FOR TWO-DRAWER BRUSH HOLDER*	**244**
PORTASPAZZOLE IN CORRENTE CONTINUA - *DC BRUSH HOLDER*	**244**
PORTASPAZZOLE PER COLLETTORI AD ANELLI - *BRUSH HOLDER FOR SLIP RINGS*	**241-243**
PRESE DI CORRENTE ROTANTI - *ROTATING POWER SOCKETS*	**245**
PRESSACAVI ANTISTRAPPO IN NYLON - *NYLON STRESS RELIEF CABLE GLANDS*	**223**
PRESSA IDRAULICA MANUALE - *MANUAL HYDRAULIC PRESS*	**259**
PRESSOSTATI PER COMPRESSORI - *PRESSURE SWITCHES FOR COMPRESSORS*	**167**
PRESSOSTATI PER ELETTROPOMPE MONOFASI - *PRESSURE SWITCHES FOR SINGLE-PHASE PUMPS*	**165**
PRESSOSTATI PER POMPE - *PRESSURE SWITCHES FOR ELECTRIC PUMPS*	**164**
PULEGGE IN ALLUMINIO PRESSOFUSO - *DIE-CAST ALUMINIUM PULLEYS*	**187**
PULSANTIERA PENSILE MONTATA SU PARANCHI "BETA" GIOVENZANA - *PENDANT STATION MOUNTED ON "BETA" HOISTS*	**458**
PULSANTIERA PENSILE PER CIRCUITI DI POTENZA GIOVENZANA - *PENDANT STATION FOR POWER CIRCUITS*	**458**
PULSANTIERE A FUNGO GIOVENZANA - *PUSH-BUTTON MUSHROOM-SHAPED*	**460**
PULSANTIERE PENSILI - *PENDANT STATIONS*	**454-455**
PULSANTIERE PENSILI GIOVENZANA - *PENDANT STATIONS*	**456-457**
PUNTALINI TONDI PREISOLATI - *PRE-INSULATED ROUND CAPS*	**280**

Q

QUADRI ELETTRICI DI COMANDO - *CONTROL PANEL*	**154**
QUADRO - QUADRO DI COMANDO PER ELETTROPOMPE - *CONTROL PANEL FOR ELECTRIC PUMPS*	**166**

R

RACCORDI IN OTTONE - *BRASS CONNECTOR*	**156**
RADDRIZZATORI A SEMIONDA - *HALF-WAVE RECTIFIERS*	**207**
RADDRIZZATORI PER SALDATRICI E CARICABATTERIE - *RECTIFIERS FOR WELDERS AND BATTERY CHARGERS*	**467**
REGOLATORE/INTERRUTTORE ELETTRONICO DI FLUSSO - *ELECTRONIC FLOW REGULATOR/SWITCH*	**162-163**
REGOLATORE DI VELOCITÀ PER VENTILATORI E TANGENZIALI - *ELECTRONIC SPEED CONTROL FOR CENTRIFUGAL AND TANGENTIAL FANS*	**340**
REGOLATORE DI VELOCITÀ PER VENTILATORI "EC" - *POTENTIOMETER FOR ADJUSTING THE SPEED FOR FANS "EC"*	**341**
REGOLATORI DI LIVELLO - *LEVEL REGULATORS*	**157**
REGOLATORI DI LIVELLO MAC 3 - *MAC 3 LEVEL REGULATORS*	**159-160**
REGOLATORI DI LIVELLO PER ALIMENTI - *LEVEL REGULATORS IN DRINKING AND FOOD STUFFS*	**158**
REGOLATORI DI LIVELLO PER FOGNE - *LEVEL REGULATORS FOR SEWER WATER*	**158**
REGOLATORI DI LIVELLO SMALL - *SMALL LEVEL REGULATORS*	**159**
REGOLATORI DI VELOCITÀ PER ELETTROVENTILATORI AD 1 VELOCITÀ - *REGULATORS FOR 1 SPEED ELECTRICAL FANS*	**341**
RELÈ D'AVVIAMENTO KLIXON - *KLIXON IGNITION RELAY*	**213**
RIAVVOLGIMENTO INDOTTI - *INDUCT REWINDING*	**418**
RICAMBI - *SPARE*	**454-455**
RICAMBI PER ELETTROFRENI - *SPARE PARTS FOR ELECTRIC BRAKES*	**194-197**
RICAMBI PER ELETTROFRENI DI SICUREZZA A MOLLE - *SPARE PARTS FOR SAFETY ELECTRIC BRAKE UNITS WITH SPRINGS*	**202**
RICAMBI PER MOTORI ASPIRAPOLVERE/ASPIRALIQUIDI - *SPARES FOR MOTORS VACUUM-CLEANERS AND LIQUID ASPIRATORS*	**303**
RICAMBI PER PULSANTIERE PENSILI GIOVENZANA - *SPARE PARTS FOR PENDANT STATIONS*	**459**

S

SALVAMOTORI CON CONDENSATORI PER BETONIERE - *MOTOR PROTECTIONS WITH CAPACITORS FOR CONCRETE MIXER*	**442**
SALVAMOTORI MAGNETOTERMICI - *MAGNETOTHERMAL OVERLOAD CUT OUT*	**444**
SCALDIGLIE ANTICONDENSA - *ANTICONDENSATION SCALDING*	**192**
SCOVOLI - *SWABS*	**266**
SEGNALATORE DI LIVELLO - *LEVEL INDICATOR*	**161**
SEGNALATORI ACUSTICI UNITONALI GIOVENZANA - *SINGLE TONE WARNING HORNS*	**461**
SERBATOIO AUTOCLAVE A MEMBRANA - *AUTOCLAVE MEMBRANE TANK*	**154**
SERRANDE GRAVITÀ PER ELETTROVENTILATORI ELICOIDALI E VENTILATORI ASSIALI PREMENTI *GRAVITY SHUTTER FOR HELICAL ELECTRIC FANS AND AXIAL BLOWERS*	**329**
SMICATRICE MANUALE PER COLLETTORI - *MANUAL MICA UNDERCUTTING MACHINE*	**264**
SPAZZOLE ADATTABILI PER UTENSILI - *ADAPTABLE BRUSHES FOR TOOLS*	**380-398**
SPAZZOLE INDUSTRIALI - *INDUSTRIAL BRUSHES*	**228-239**
SPAZZOLE PER ELETTRODOMESTICI E ELETTROPOMPE - *BRUSHES FOR HOUSE APPLIANCES AND ELECTRIC PUMPS*	**379**
SPAZZOLE PER MOTORI A BASSA TENSIONE - *BRUSHES FOR LOW-VOLTAGE MOTORS*	**240**
SPELAFILI - *WIRE STRIPPER*	**263**
SPINE DA PARETE A 90° - *WALL 90° ANGLED PLUGS*	**447**
SPINE E PRESE MOBILI - *MOVABLE SOCKET AND PLUG*	**449**
SPINE MOBILI DRITTE - *STRAIGHT MOVABLE PLUGS*	**445**
STAGNO SALDABILE - *WELD TIN*	**470**
STATORI PER POMPE SACEMI - *STATORS FOR SACEMI PUMPS*	**97**
STECCA DI GOMMA POMICE - *PUMICE RUBBER BAR*	**402**
STECCHE PER RIEMPIMENTO CAVE - *SLATS FOR SLOT FILLING*	**477**
STRUMENTI DI MISURA E CONTROLLO - *CONTROL MEASURING INSTRUMENTS*	**265**
SVOLGITORI - *BOBBIN HOLDERS*	**252**

T

TABELLA IMPIEGHI E MATERIALI COMPONENTI - *TABLE USES AND MATERIALS*	**84-87**
TAGLIERINA E PORTAROTOLI - *CUTTER AND ROLL HOLDER*	**260**
TAGLIERINE TAGLIA CARTA, CARTONI E FIBRE - *CUTTERS FOR PAPER, CARDBOARD AND FIBERS*	**261**
TEGOLINI PER CHIUSURA DI CAVE - *SLATS FOR SLOT CLOSING*	**474-476**
TENUTA ADATTABILE SU POMPE PER IDROMASSAGGIO TEUCO - *COMPATIBLE SEAL FOR TEUCO HYDRO-MASSAGE PUMPS*	**36**
TENUTA PER POMPE LOWARA - *SEAL FOR LOWARA PUMPS*	**48**
TENUTE A CARTUCCIA ADATTABILI - *COMPATIBLE CARTRIDGE SEALS*	**64**
TENUTE ADATTABILI PER POMPE BADU - *COMPATIBLE MECHANICA SEALS FOR BADU PUMPS*	**37**
TENUTE MECCANICHE - *MECHANICAL SEALS*	**30-31, 36-41, 49-50, 61**
TENUTE MECCANICHE ADATTABILI - *COMPATIBLE MECHANICAL SEALS*	**62-63, 70-75**
TENUTE MECCANICHE ADATTABILI PER POMPE ABS - *COMPATIBLE MECHANICAL SEALS FOR ABS PUMPS*	**77**
TENUTE MECCANICHE ADATTABILI PER POMPE FLYGT - *COMPATIBLE MECHANICAL SEALS WITH FLYGT PUMPS*	**78-79**
TENUTE MECCANICHE ADATTABILI SU POMPE KSB - *COMPATIBLE MECHANICAL SEALS FOR KSB PUMPS*	**76**
TENUTE MECCANICHE ADATTABILI SU POMPE WILO - *COMPATIBLE MECHANICAL SEALS FOR WILO PUMPS*	**77**
TENUTE MECCANICHE DOPPIE ADATTABILI - *COMPATIBLE DOUBLE MECHANICAL SEALS*	**65**
TENUTE MECCANICHE IN CARBURO DI SILICIO - *SILICON CARBIDE MECHANICAL SEALS*	**33**
TENUTE MECCANICHE IN CARBURO DI SILICIO CON GUARNIZIONI VITON® (FKM) - *SILICON CARBIDE MECHANICAL SEALS WITH VITON® (FKM) GASKETS*	**52-53**
TENUTE MECCANICHE INDUSTRIALI - *INDUSTRIAL MECHANICAL SEALS*	**56-57**
TENUTE MECCANICHE IN PTFE (TEFLON) - *PTFE (TEFLON) MECHANICAL SEALS*	**43**
TENUTE MECCANICHE IN VITON® (FKM) - *VITON® (FKM) MECHANICAL SEALS*	**32, 42**
TENUTE MECCANICHE IN WIDIA - *WIDIA MECHANICAL SEALS*	**44-45, 54-55**
TENUTE MECCANICHE IN WIDIA-VITON® (FKM) - *WIDIA-VITON® (FKM) MECHANICAL SEALS*	**34**
TENUTE MECCANICHE TIPO EBARA - *EBARA MECHANICAL SEALS TYPE*	**48**
TENUTE MECCANICHE TIPO JACUZZI - *JACUZZI MECHANICAL SEALS TYPE*	**60**
TENUTE MECCANICHE TIPO LOWARA - *LOWARA MECHANICAL SEALS TYPE*	**60**
TENUTE MECCANICHE VEMA - *VEMA MECHANICAL SEALS*	**31**
TENUTE ORIGINALI BURGMANN - *ORIGINAL BURGMANN SEALS*	**47, 66-69**
TENUTE PER POMPE LOWARA - *SEALS FOR LOWARA PUMPS*	**47**
TERMISTORI PTC - *PTC THERMISTORS*	**193**
TERMOPROTETTORI BIMETALLICI - *BIMETAL THERMOPROTECTORS*	**193**
TIRANTI COMPLETI ORIGINALI - *ORIGINAL TIE RODS*	**206**
TORRINI CENTRIFUGHI A FLUSSO ORIZZONTALE - *HORIZONTAL DISCHARGE CENTRIFUGAL ROOF FANS*	**331**
TORRINI CENTRIFUGHI A ROTORE ESTERNO - *CENTRIFUGAL ROOF FANS WITH EXTERNAL ROTOR*	**330**
TORRINI PER IMPIANTISTICA - *AXIAL ROOF FANS*	**332**
TRASFORMATORE PER VENTILCONVETTORI - *TRANSFORMER FOR FAN COILS*	**312**
TRASFORMATORI MONOFASI C.A. - *A.C. SINGLE-PHASE TRANSFORMERS*	**466**
TUBETTI ISOLANTI - *INSULATING TUBES*	**480-481**
TUBI IN CARTA BAKELIZZATA - *TUBES IN BAKELISED PAPER*	**479**
TURBINE BISTADIO IN SERIE - *SERIES DOUBLE - STAGE TURBINE*	**366**
TURBINE BISTADIO PARALLELO - *PARALLEL DOUBLE - STAGE TURBINE*	**365**
TURBINE BISTADIO PARALLELO FRONTALE - *FRONTAL DOUBLE - STAGE TURBINE*	**364**
TURBINE MONOSTADIO - *SINGLE - STAGE TURBINE*	**363**
TURBINE MONOSTADIO FRONTALI - *FRONTAL SINGLE - STAGE TURBINE*	**362**

V

VENTILATORI ASSIALI - *AXIAL BLOWERS*	**258**
VENTILATORI ASSIALI A ROTORE ESTERNO COMPLETI DI GRIGLIE - *AXIAL BLOWERS WITH EXTERNAL ROTOR AND GRILLES*	**324-325**
VENTILATORI ASSIALI A ROTORE ESTERNO MONTATI SU PANNELLO QUADRO - *AXIAL BLOWERS WITH EXTERNAL ROTOR, GRILLES AND SQUARE PANEL*	**326**
VENTILATORI ASSIALI COMPATTI - *COMPACT AXIAL BLOWERS*	**322**
VENTILATORI ASSIALI INTUBATI COMPATTI - *DUCTED COMPACT AXIAL FAN*	**358**
VENTILATORI ASSIALI MONOFASI E TRIFASI CON MOTORE COMPATTO MONTATI SU PANNELLO QUADRO *SINGLE-PHASE AND THREE-PHASE AXIAL FANS WITH COMPACT MOTOR MOUNTED ON SQUARE PANEL*	**327**
VENTILATORI CENTRIFUGHI - *CENTRIFUGAL BLOWERS*	**334-335, 338-339, 342, 352, 359**
VENTILATORI CENTRIFUGHI A DOPPIA ASPIRAZIONE - *CENTRIFUGAL BLOWERS DOUBLE NET*	**340, 353**
VENTILATORI CENTRIFUGHI CON BOCCA QUADRA - *DOUBLE INLET CENTRIFUGAL WITH SQUARE-SHAPED*	**348-349**
VENTILATORI CENTRIFUGHI CON BOCCA QUADRA A PALE ROVESCE - *DOUBLE INLET CENTRIFUGAL WITH SQUARE-SHAPED BACKWARD BLADES*	**350-351**
VENTILATORI CENTRIFUGHI PER CONDOTTI - *IN-LINE DUCT FANS*	**356**
VENTILATORI CENTRIFUGHI TRASMISSIONE A CINGHIA - *DOUBLE INLET CENTRIFUGAL FANS*	**344-345**
VENTILATORI CENTRIFUGHI TRASMISSIONE A CINGHIA BINATI - *DOUBLE INLET CENTRIFUGAL FANS 2 WHEELS*	**346-347**
VENTILATORI ELICOCENTRIFUGHI PER CONDOTTI SERIE MIXVENT - *HELICOCENTRIFUGAL FANS FOR DUCTS MIXVENT SERIES*	**360**
VENTILATORI RADIALI CON PALE AVANTI - *RADIAL FANS WITH FORWARD BLADES*	**323**
VENTILATORI RADIALI CON PALE ROVESCE - *RADIAL FANS WITH REVERSED BLADES*	**323**
VENTILATORI TANGENZIALI - *TANGENTIAL BLOWERS*	**333**
VENTOLE CENTRIFUGHE PER VENTILCONVETTORI - *CENTRIFUGAL IMPELLERS FOR FAN COILS*	**312**
VENTOLE IN ALLUMINIO - *ALUMINIUM FANS*	**216**
VENTOLE IN NYLON - *NYLON FANS*	**214-215**
VENTOLE ORIGINALI - *ORIGINAL FANS*	**206**
VERNICI E DILUENTI - *PAINTS AND THINNERS*	**490-493**
VITI SINISTRE PER MANDRINI - *SCREW LEFT FOR CHUCKS*	**378**
VOLANTINI - *HANDWHEELS*	**283**
VOLANTINI A RAZZE - *SPOKE HANDWHEELS*	**285**

DELL'ERBA Srl
RICAMBI MOTORI ELETTRICI

TENUTE MECCANICHE

MECHANICAL SEALS

Tutte le caratteristiche tecniche riportate in questo catalogo sono state fornite dalle case costruttrici e sono suscettibili di variazioni senza alcun preavviso.

All the technical specifications shown in the catalogue have been provided by the manufacturers and are subject to change without notice.

TENUTE MECCANICHE

MECHANICAL SEALS

SERIE / *SERIES* **T-C**



TENUTA
Acciaio AISI 304 e carbone sintetico.
Guarnizioni in gomma nitrile.

CONTROFACCIA
Ceramica: C.9; C.22; C.23; C.25; C.29
Allumina: C.10; C.15; C.19; C.20; C.21; C.21S; C.24; C.26; C.27; C.28; TV.229
Acciaio Aisi 420: C.26A; C.29A; C.30A; C.31A; C.32A
Guarnizioni: NBR

APPLICAZIONE
Tenuta meccanica a soffietto a senso di rotazione indipendente usata per pompe d'acqua nel settore industriale e per uso domestico.

LIMITI D'IMPIEGO
p = 6 atm - t = -20°C ÷ +90°C - v = 10 m/s

SEAL
AISI 304 steel and synthetic carbon.
Nitrile rubber gaskets.

COUNTERFACE
Ceramic: C.9; C.22; C.23; C.25; C.29
Alumina: C.10; C.15; C.19; C.20; C.21; C.21S; C.24; C.26; C.27; C.28; TV.229
Aisi 420 steel: C.26A; C.29A; C.30A; C.31A; C.32A;
NBR rubber gaskets

APPLICATION
Bellows-type mechanical seal with independent rotation direction used for water pumps in the industry and for domestic use.

LIMITS OF USE
p = 6 atm - t = -20°C ÷ +90°C - v = 10 m/s.

PER POMPE PEDROLLO / *FOR PEDROLLO PUMPS*

TENUTA / *SEAL*

Articolo *Art.*	d Ø Albero *d Ø Shaft*	D	L Lung. lavoro *L Working length*
T.45	14	28	13

CONTROFACCIA / *COUNTERFACE*

Articolo *Art.*	d Ø Foro *d Ø Hole*	E	L_1
C.15	17	28.5	7.5

PER LAVASTOVIGLIE / *FOR DISHWASHERS*

TENUTA / *SEAL*

Articolo *Art.*	d Ø Albero *d Ø Shaft*	D	L Lung. lavoro *L Working length*
T.40	8	20	11

CONTROFACCIA / *COUNTERFACE*

Articolo *Art.*	d Ø Foro *d Ø Hole*	E	L_1
C.9 *	10	26	5.5
C.10	10	22	4

*** IN ESAURIMENTO**
RUNNING OUT

TENUTE MECCANICHE

MECHANICAL SEALS

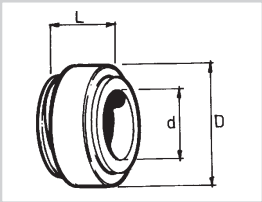

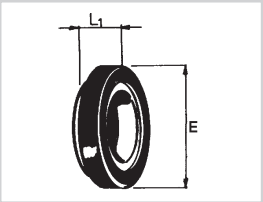

Articolo Tenuta *Art. Seal*	**d Ø Albero** *d Ø Shaft*	**D**	**L Lung. lavoro** *L Working length*	**Art. Controfaccia** *Art. Counterface*	**d Ø Foro** *d Ø Hole*	**E**	**L_1**
T.49 *	8	18	11.5	**C.19**	9	19	7.5
T.52	10	24	11	**C.20**	13	26	8
T.47	11	24	11				
T.53 *	12	24	13				
T.51	13	24	13	**C.21**	14	26	8
				C.21S	14	26	5.5
T.54	14	28	13	**C.22**	17	35	8
T.55	15	32	13	**C.23**	17	38	8
T.56	16	38	13				
T.57	17	39	13	**C.24**	21	42	8
T.58	18	39	13				
T.59	19	39	13				
T.60	20	39	12				
T.61 *	22	42	13	**C.25**	26	45	10
T.62	23	47	14	**C.26** **C.26A**	27	50	10
T.63	24	47	14				
T.64	25	42	14				
T.65	28	54	15	**C.27**	34	57	10
T.66	30	54	15				
T.67	32	54	15				
T.68	35	60	16	**C.28**	37	63	10
T.69	38	65	18	**C.29** **C.29A**	42	68	12
T.70	40	65	18				
T.71	45	70	20	**C.30A**	47	73	12
T.72	50	85	23	**C.31A**	52	88	15
T.73	60	102	30	**C.32A**	67	110	15

*** MONTATA ANCHE SU POMPE SACEMI /** *SUITABLE FOR SACEMI PUMPS*

TENUTE MECCANICHE VEMA

VEMA MECHANICAL SEALS

SERIE / *SERIES* **TV**

TENUTA / *SEAL*

Articolo *Art.*	**d Ø Albero** *d Ø Shaft*	**D**	**L Lung. lavoro** *L Working length*
TV.228	15	32	13

CONTROFACCIA / *COUNTERFACE*

Articolo *Art.*	**d Ø Foro** *d Ø Hole*	**E**	**L_1**
TV.229	17	29,5	8

TENUTE MECCANICHE IN VITON® (FKM)

VITON® (FKM) MECHANICAL SEALS

SERIE / *SERIES* **TCV**



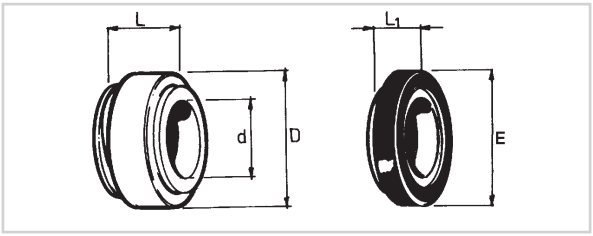

TENUTA
Acciaio AISI 316 e carbone sintetico - Guarnizioni in VITON® (FKM).

CONTROFACCIA
Allumina - Guarnizioni in VITON® (FKM).

APPLICAZIONE
Tenuta meccanica a soffietto per liquidi medio corrosivi a senso di rotazione indipendente.

LIMITI D'IMPIEGO
p = 6 atm - t = - 20°C ÷ +140°C (acqua calda max 120°C) - v = 10 m/s

SEAL
AISI 316 steel and synthetic carbon - VITON® (FKM) gaskets.

COUNTERFACE
Alumina - VITON® (FKM) gasket.

APPLICATION
Bellows-type mechanical seal with independent rotation direction for fairly corrosive fluids.

LIMITS OF USE
p = 6 atm - t = - 20°C ÷ +140°C (hot water max 120°C) - v = 10 m/s

TENUTA COMPLETA DI CONTROFACCIA / *SEAL COMPLETE WITH COUNTERFACE*

Articolo *Art.*	**d Ø Albero** *d Ø Shaft*	**D**	**L Lung. lavoro** *L Working length*	**E**	**L_1**
TCV.530	10	24	11	26	8
TCV.531	11	24	11	26	8
TCV.532	12	24	13	26	5.5
TCV.533	12	24	13	26	8
TCV.533L ▲	12	32	13	29.5	8
TCV.534	13	24	13	26	8
TCV.520	14	28	13	28.5	7.5
TCV.535 **	14	28	13	38	8
TCV.536 **	15	32	13	38	8
TCV.537 **	16	32	13	38	8
TCV.538	16	32	13	42	8
TCV.539	17	39	13	42	8
TCV.540	18	39	13	42	8
TCV.541	19	39	13	42	8
TCV.542	20	39	13	42	8
TCV.543 **	20	42	13	45	10
TCV.544 **	22	42	13	45	10
TCV.545 *	23	47	14	50	10
TCV.546	24	47	14	50	10
TCV.547	25	42	14	50	10
TCV.548	28	54	15	57	10
TCV.549	30	54	15	57	10
TCV.550	32	54	15	57	10
TCV.551	35	60	16	63	10
TCV.552 **	40	65	18	68	12

*** MONTATA ANCHE SU POMPE SACEMI**
SUITABLE FOR SACEMI PUMPS

**** CONTROFACCIA IN CERAMICA**
CERAMIC COUNTERFACE

▲ PER LAVANDERIE
For laundry

*** IN ESAURIMENTO**
RUNNING OUT

TENUTE MECCANICHE IN CARBURO DI SILICIO

SILICON CARBIDE MECHANICAL SEALS

SERIE / *SERIES* **TSV-CSV**



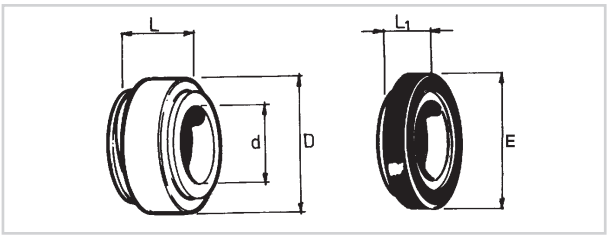

TENUTA
Carburo di silicio - Guarnizioni in VITON® (FKM).

CONTROFACCIA
Carburo di silicio - Guarnizioni in VITON® (FKM).

APPLICAZIONE
Tenuta meccanica a senso di rotazione indipendente.
Adattabile su qualsiasi tipo d'elettropompa con prestazione speciale e per liquidi abrasivi.

LIMITI D'IMPIEGO
p = 6 atm - t = -20°C ÷ +140°C (acqua calda max 120°C) - v = 10 m/s

SEAL
Silicon carbide - VITON® (FKM) gaskets.

COUNTERFACE
Silicon carbide - VITON® (FKM) gasket.

APPLICATION
Mechanical seal with independent rotation direction.
Adaptable to any type of pump with special performance and for abrasive fluids.

LIMITS OF USE
p = 6 atm - t = -20°C ÷ +140°C (hot water max 120°C) - v = 10 m/s

Articolo Tenuta *Art. Seal*	**d Ø Albero** *d Ø Shaft*	**D**	**L Lung. lavoro** *L Working length*	**Art. Controfaccia** *Art. Counterface*	**d Ø Foro** *d Ø Hole*	**E**	**L_1**
TSV.12	12	24	13	**CSV.13**	14	26	8
TSV.13	13	24	13				
TSV.14	14	28	13	**CSV.16**	17	29,5	8
TSV.15	15	32	13				
TSV.16R	16	32	13				
TSV.16	16	39	13	**CSV.20**	21	42	8
TSV.17	17	39	13				
TSV.18	18	39	13				
TSV.19	19	39	13				
TSV.20	20	39	13				
TSV.20S	20	42	13	**CSV.22**	26	45	10
TSV.22	22	42	13				
TSV.25	25	42	14	**CSV.25**	27	50	10
TSV.28	28	54	15	**CSV.32**	34	57	10
TSV.30	30	54	15				
TSV.32	32	54	15				
TSV.35	35	60	16	**CSV.35**	37	63	10
TSV.40	40	65	18	**CSV.40**	42	68	12

TENUTE MECCANICHE IN WIDIA-VITON® (FKM)

WIDIA-VITON® (FKM) MECHANICAL SEALS

SERIE / *SERIES* **TWV**



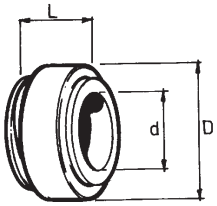

TENUTA
WIDIA - Guarnizioni in Viton® (FKM).

APPLICAZIONE
Tenuta meccanica a senso di rotazione indipendente. Adattabile su qualsiasi tipo d'elettropompa con prestazione speciale, per liquidi abrasivi e medio corrosivi.

LIMITI D'IMPIEGO
p = 6 atm - t = -20°C ÷ +140°C (acqua calda max 120°C)
v = 10 m/s

SEAL
WIDIA - Viton® (FKM) gaskets.

APPLICATION
Mechanical seal with independent rotation direction. Adaptable to any type of pump with special performance, for abrasive and fairly corrosive fluids.

LIMITS OF USE
p = 6 atm - t = -20°C ÷ +140°C (hot water max 120°C)
v = 10 m/s

TENUTA / *SEAL*

Articolo *Art.*	**d Ø Albero** *d Ø Shaft*	**D**	**L Lung. lavoro** *L Working length*
TWV.114	14	32	13
TWV.115	15	32	13
TWV.116	16	32	13
TWV.117	17	39	13
TWV.118	18	39	13
TWV.119	19	39	13
TWV.120	20	39	13
TWV.122	22	42	13
TWV.124	24	47	14
TWV.125	25	42	14
TWV.128	28	54	16
TWV.130	30	54	16
TWV.132	32	54	16
TWV.135	35	60	17
TWV.138	38	65	18
TWV.140	40	65	18
TWV.145	45	70	20
TWV.150	50	85	23
TWV.160 NEW	60	105	30

CONTROFACCE

COUNTERFACES

SERIE / *SERIES* **CWV-CU-CC6-CM60**

CWV



CU



CC6



CM60



DIN 24960 / EN 12756

Ø Albero tenuta *Ø Seal shaft*	**Art. Widia Viton** *Art. Widia Viton*	**Art. Allumina NBR** *Art. Alumina NBR*	**d Ø Foro** *d Ø Hole*	**E**	**L_1**	**Art. Silicio Viton** *Art. Silicon carbide Viton*	**Art. Silicio Viton** *Art. Silicon carbide Viton*	**d Ø Foro** *d Ø Hole*	**E**	**L_1**
14	**CWV.115**	**CU.23**	17	38	8	**CC6.15**	**CM60.15**	17	25	6.6
15										
16						**CC6.16**	**CM60.16**	17	27	6.6
17	**CWV.120**	**CU.24**	21	42	8	**CC6.18**	**CM60.18**	19	33	7.5
18										
19						**CC6.20**	**CM60.20**	21	35	7.5
20										
22	**CWV.122**	-	26	45	10	**CC6.22**	**CM60.22**	23	37	7.5
24	**CWV.125**	**CU.26**	27	50	10	**CC6.24**	**CM60.24**	25	39	7.5
25						**CC6.25**	**CM60.25**	27	40	7.5
28	**CWV.132**	**CU.27**	34	57	10	**CC6.28**	**CM60.28**	29	43	7.5
30						**CC6.30**	**CM60.30**	31	45	7.5
32						**CC6.32**	**CM60.32**	34	48	7.5
35	**CWV.135**	**CU.28**	37	63	10	**CC6.35**	**CM60.35**	36	50	7.5
38	**CWV.140**	-	42	68	12	**CC6.38**	**CM60.38**	39	56	9
40						**CC6.40**	**CM60.40**	41	58	9
45	**CWV.145**	-	47	73	12	**CC6.45**	**CM60.45**	46	63	9
50	**CWV.150**	-	52	88	15	**CC6.50**	**CM60.50**	51	70	9.5
60	**CWV.160**	-	61	110	15	**CC6.60**	**CM60.60**	61	80	11

TENUTE MECCANICHE

MECHANICAL SEALS

SERIE / *SERIES* **TTP**



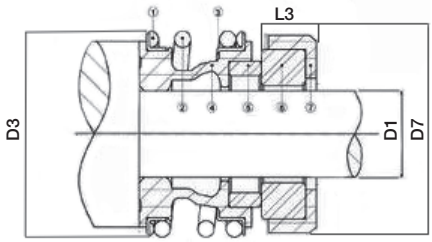

TENUTA: Grafite - Guarnizioni NBR.

CONTROFACCIA: Ceramica. Guarnizioni NBR.

APPLICAZIONE
Tenuta a senso di rotazione indipendente per pompe da piscina, liquidi puliti, acqua.

LIMITI D'IMPIEGO
p = 10 atm - t = -20°C +120°C - v = 10 m/s

SEAL: *Graphite NBR - Rubber gaskets.*

COUNTERFACE: *Ceramic - NBR rubber gaskets.*

APPLICATION
Mechanical seal with independent rotation for swimming pool pumps, clean liquids, water.

LIMITS OF USE
p = 10 atm - t = -20°C +120°C - v = 10 m/s

TENUTA COMPLETA DI CONTROFACCIA
SEAL COMPLETE WITH COUNTERFACE

Articolo *Art.*	d Ø Albero inch *d Ø Shaft inch*	Ø D1 mm	D7 mm	D3 mm	L3 mm
TTP.15	5/8"	15.88	31.75	29.8	10.3
TTP.19	3/4"	19.05	35	32	10.3
TTP.25	1"	25.40	41.25	42	11

TENUTA ADATTABILE SU POMPE PER IDROMASSAGGIO TEUCO

COMPATIBLE SEAL FOR TEUCO HYDRO-MASSAGE PUMPS

SERIE / *SERIES* **TE**



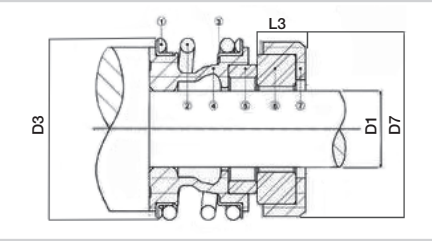

TENUTA: Grafite - Guarnizioni NBR.

CONTROFACCIA
Allumina - Guarnizioni NBR.

APPLICAZIONE
Tenuta meccanica per pompe idromassaggio 1 HP/1.2 HP e per pompe vasche idrojet.

SEAL: *Graphite - NBR rubber gaskets.*

COUNTERFACE
Alumina - NBR rubber gaskets.

APPLICATION
Mechanical seal for hydro-massage pump 1 HP/1.2 HP and for pumps tanks hydro-jet.

TENUTA COMPLETA DI CONTROFACCIA
SEAL COMPLETE WITH COUNTERFACE

Articolo *Art.*	D1	D7	D3	L3
TE.16	16	31.75	28.5	10.5

TENUTE MECCANICHE

MECHANICAL SEALS

SERIE / *SERIES* **TMP**

PER PISCINA
SWIMMING POOL



PER MOTOPOMPE
FOR MOTOR PUMPS



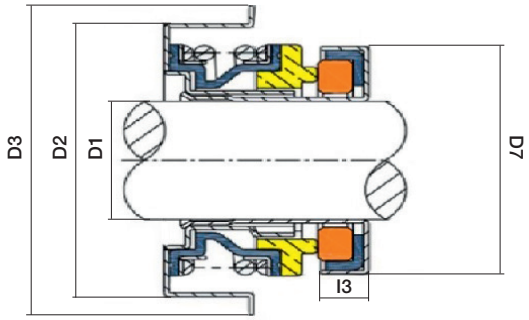

TENUTA: Grafite - Guarnizioni NBR.

CONTROFACCIA: Ceramica. Guarnizioni NBR.

APPLICAZIONE
Tenuta a senso di rotazione indipendente per acqua, liquidi puliti senza presenza di abrasioni.

LIMITI D'IMPIEGO
4 BAR - t = -20°C +90°C

SEAL: *Graphite - NBR rubber gaskets.*

COUNTERFACE: *Ceramic - NBR rubber gaskets.*

APPLICATION
Mechanical seal with independent rotation for water, clean liquids without abrasion.

LIMITS OF USE
4 BAR - t = -20°C +90°C

TENUTA COMPLETA PER PISCINA
COMPLETE SEAL FOR SWIMMING POOL

Articolo *Art.*	inch Ø *inch Ø*	Ø D1 mm	Ø D2 mm	D3 mm	D7 mm	l3 mm
TMP.13	1/2"	12.70	28.55	35	25.40	8
TMP.16	5/8"	15.88	36.45	41	31.75	10.3
TMP.19	3/4"	19.05	40	44	34.95	10.3

TENUTA COMPLETA PER MOTOPOMPE
COMPLETE SEAL FOR MOTOR PUMPS

Articolo *Art.*	inch Ø *inch Ø*	Ø D1 mm	Ø D2 mm	D3 mm	D7 mm	l3 mm
TMP.20	-	20	40	44	35	7
TMP.30	-	30	52	57	48	8

TENUTE ADATTABILI PER POMPE BADU

COMPATIBLE MECHANICA SEALS FOR BADU PUMPS

SERIE / *SERIES* **TPB**



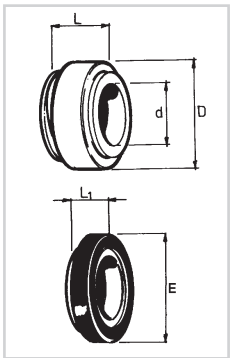

TENUTA COMPLETA DI CONTROFACCIA
SEAL COMPLETE WITH COUNTERFACE

Articolo *Art.*	d Ø Albero *d Ø Shaft*	D	L Lung. lavoro *L Working length*	E	L_1
TPB.14	14	28	13	25	7.5
TPB.20	20	30	13	35	7.5

TENUTA
Acciaio AISI 316 e carbone sintetico - Guarnizioni NBR.

CONTROFACCIA
Allumina. Guarnizioni NBR.

APPLICAZIONE
Tenuta meccanica a soffietto per liquidi medio corrosivi a senso di rotazione indipendente.

LIMITI D'IMPIEGO
p = 4 atm - t = - 20°C ÷ +90°C

SEAL
AISI 316 steel and synthetic carbon - NBR rubber gasket.

COUNTERFACE
Alumina. NBR rubber gasket.

APPLICATION
Bellows-type mechanical seal with independent rotation direction for fairly corrosive fluids.

LIMITS OF USE
p = 4 atm - t = - 20°C ÷ +90°C

TENUTE MECCANICHE

MECHANICAL SEALS

SERIE / *SERIES* **AT-CA**



TENUTA
Corpo tenuta in acciaio AISI 431. Molla in acciaio AISI 316. Guarnizioni NBR.

CONTROFACCIA
Carbone sintetico. Guarnizioni NBR.

APPLICAZIONE
Tenuta meccanica a senso di rotazione dipendente (di serie con molla destra) particolarmente usata in pompe per acqua e liquidi medio corrosivi.

LIMITI D'IMPIEGO
p = 10 atm - t = -20°C ÷ +90°C - v = 20 m/s

SEAL
Seal body in AISI 431 steel. Spring in AISI 316 steel. NBR rubber gaskets.

COUNTERFACE
Synthetic carbon. NBR rubber gaskets.

APPLICATION
Mechanical seal with dependent rotation direction (standard with right spring) particularly used in water pumps and fairly corrosive fluids.

LIMITS OF USE
p = 10 atm - t = -20°C ÷ +90°C - v = 20 m/s

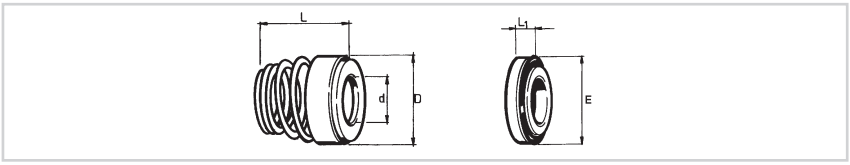

TENUTA COMPLETA DI CONTROFACCIA
SEAL COMPLETE WITH COUXNTERFACE

Articolo *Art.*	d Ø Albero *d Ø Shaft*	D	L Lung. lavoro *L Working length*	E	L_1
AT.101	10	18	15	18.1	5.5
AT.102	11	20	18	20.6	5.5
AT.103	12	20	18	20.6	5.5
AT.104	13	22	22	23.1	6
AT.105	14	22	22	23.1	6
AT.106	15	24	22	26.9	7
AT.107	16	26	23	26.9	7
AT.108	17	26	23	26.9	7
AT.109	18	29	24	30.9	8
AT.110	19	30	25	30.9	8
AT.111	20	31	25	30.9	8
AT.112	21	32	25	35.4	8
AT.113	22	32	25	35.4	8
AT.114	23	35	27	35.4	8
AT.115	24	35	27	35.4	8
AT.116	25	36	27	38.2	8.5
AT.117	26	37	27	38.2	8.5
AT.118 *	27	38	27	38.2	8.5
AT.119	28	42	29	43.3	9
AT.120	29	42	30	43.3	9
AT.121	30	44	30	43.3	9
AT.122	32	44	30	43.3	9
AT.123	33	47	39	53.5	11.5
AT.124	34	48	39	53.5	11.5
AT.125	35	49	39	53.5	11.5
AT.126 *	36	50	39	53.5	11.5
AT.127 *	37	52	39	53.5	11.5
AT.128	38	54	39	60.5	11.5
AT.129	39	55	39	60.5	11.5
AT.130	40	56	39	60.5	11.5
AT.131	42	59	39	60.5	11.5
AT.132	44	60	41	65.5	11.5
AT.133	45	61	41	65.5	11.5
AT.134	48	64	41	65.5	11.5
AT.135 *	49	65	41	65.5	11.5
AT.136	50	66	45	72.5	11.5
AT.137	55	71	47	72.5	11.5
AT.138	60	80	49	79.3	11.5
AT.139	65	85	51	84.5	11.5
AT.140	70	90	51	89.5	11.5
AT.141	75	98	57	94.5	11.5
AT.142	80	104	59	99.5	11.5
AT.144	110	143	75	132.2	17.5

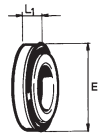

SOLO CONTROFACCIA
COUNTERFACE ONLY

Articolo *Art.*	d Ø Albero *d Ø Shaft*	E	L_1
CA.262	11	18.1	5.5
CA.264	13	20.6	5.5
CA.266	14	23.1	6
CA.268	17	26.9	7
CA.269	18	26.9	7
CA.270	19	30.9	8
CA.272	21	30.9	8
CA.274	23	35.4	8
CA.276	25	35.4	8
CA.277	26	38.2	8.5
CA.278	27	38.2	8.5
CA.279 *	28	38.2	8.5
CA.282	31	43.3	9
CA.283	33	43.3	9
CA.286	36	53.5	11.5
CA.288 *	38	53.5	11.5
CA.289	39	60.5	11.5
CA.291	41	60.5	11.5
CA.292	44	60.5	11.5
CA.294	46	65.5	11.5
CA.295	49	65.5	11.5
CA.296 *	50	65.5	11.5
CA.297	51	72.5	11.5
CA.298	56	72.5	11.5
CA.299	61	79.3	11.5
CA.230	66	84.5	11.5
CA.231	71	89.5	11.5
CA.232	76	94.5	11.5
CA.233	81	99.5	11.5
CA.234 *	91	111.5	13.5
CA.235	112	132.2	17.5

*** IN ESAURIMENTO**
RUNNING OUT

TENUTE MECCANICHE

MECHANICAL SEALS

SERIE / *SERIES* **TD-CA**



A NORMATIVA TEDESCA
UNIFICAZIONE TABELLA
DIN 24960
AGGIORNATA CON
NORMATIVA EUROPEA EN 12756

ACCORDING TO GERMAN
REGULATIONS TABLE
DIN 24960
AMENDED ACCORDING
TO EUROPEAN EN 12756

TENUTA
Corpo tenuta in acciaio AISI 431. Molla in acciaio AISI 316. Guarnizioni NBR.

CONTROFACCIA
Carbone sintetico. Guarnizioni NBR.

APPLICAZIONE
Tenuta meccanica a senso di rotazione dipendente (di serie con molla destra) costruttivamente simile alla "SERIE AT" ma con dimensioni secondo la normativa tedesca d'unificazione, tabella DIN 24960 adottata nei modelli di pompe delle più importanti case costruttrici europee.

LIMITI D'IMPIEGO
p = 10 atm - t = -20°C ÷ +90°C - v = 20 m/s

SEAL
Seal body in AISI 431 steel. Spring in AISI 316 steel. NBR rubber gaskets.

COUNTERFACE
Synthetic carbon. NBR rubber gaskets.

APPLICATION
Mechanical seal with dependent rotation direction (standard with right spring) similar in construction to the "SERIES AT" but with dimensions according to German regulations, table DIN 24960 adopted in the models of pumps of the major European manufacturers.

LIMITS OF USE
p = 10 atm - t = -20°C ÷ +90°C - v = 20 m/s

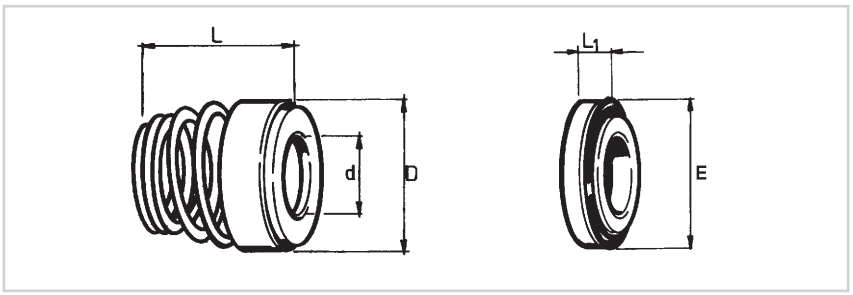

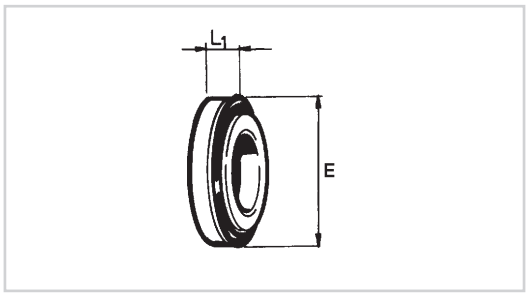

TENUTA COMPLETA DI CONTROFACCIA
SEAL COMPLETE WITH COUNTERFACE

Articolo *Art.*	d Ø Albero *d Ø Shaft*	D	L Lung. lavoro *L Working length*	E	L_1
TD.710	10	18	15	21	7
TD.711	12	20	18	23	7
TD.712	14	22	22	25	7
TD.713	16	26	23	27	7
TD.714	18	29	24	33	10
TD.715	20	31	25	35	10
TD.716	22	32	25	37	10
TD.717	24	35	27	39	10
TD.718	25	36	27	40	10
TD.719	28	42	29	43	10
TD.720	30	44	30	45	10
TD.721	32	44	30	48	10
TD.722	33	47	39	48	10
TD.723	35	49	39	50	10
TD.724	38	54	42	56	13
TD.725	40	56	42	58	13
TD.726	43	59	47	61	13
TD.727	45	61	47	63	13
TD.728	48	64	47	66	13
TD.729	50	66	46	70	14
TD.730	53	69	56	73	14
TD.731	55	71	56	75	14
TD.732	58	78	56	78	14
TD.733	60	80	56	80	14
TD.734	63	83	56	83	14
TD.735	65	85	66	85	14
TD.736	68	88	64	90	16
TD.737	70	90	64	92	16
TD.738	75	98	64	97	16
TD.739	80	104	72	105	18
TD.740	95	119	72	120	18
TD.741	100	124	72	125	18

SOLO CONTROFACCIA
COUNTERFACE ONLY

Articolo *Art.*	d Ø Albero *d Ø Shaft*	E	L_1
CA.310	11	21	7
CA.311	13	23	7
CA.312	15	25	7
CA.313	17	27	7
CA.314	19	33	10
CA.315	21	35	10
CA.316	23	37	10
CA.317	25	39	10
CA.318	26	40	10
CA.319	29	43	10
CA.320	31	45	10
CA.321	33	48	10
CA.322	34	48	10
CA.323	36	50	10
CA.324	39	56	13
CA.325	41	58	13
CA.326	44	61	13
CA.327	46	63	13
CA.328	49	66	13
CA.329	51	70	14
CA.330	54	73	14
CA.331	56	75	14
CA.332	59	78	14
CA.333	61	80	14
CA.334	64	83	14
CA.335	66	85	14
CA.336	69	90	16
CA.337	71	92	16
CA.338	76	97	16
CA.339	81	105	18
CA.340	96	120	18
CA.341	101	125	18

TENUTE MECCANICHE IN VITON® (FKM)

VITON® (FKM) MECHANICAL SEALS

SERIE / *SERIES* **ATV-CAV**



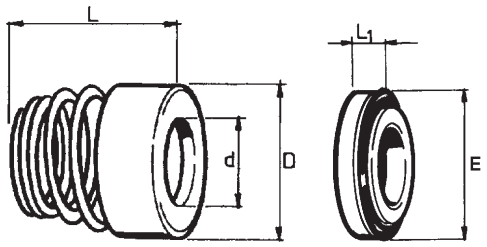

TENUTA
Acciaio AISI 316 - Guarnizioni in VITON® (FKM).

CONTROFACCIA
Carbone sintetico - Guarnizioni in VITON® (FKM).

APPLICAZIONE
Tenuta meccanica a senso di rotazione dipendente (di serie con molla destra). Adatta per liquidi medio corrosivi.

LIMITI D'IMPIEGO
p = 10 atm - t = -20°C ÷ +200°C (in acqua calda max 120°C)
v = 20 m/s

SEAL
AISI 316 steel - VITON® (FKM) gaskets.

COUNTERFACE
Synthetic carbon - VITON® (FKM) gaskets.

APPLICATION
Mechanical seal with dependent rotation direction (standard with right spring). Suitable for fairly corrosive fluids.

LIMITS OF USE
p = 10 atm - t = -20°C ÷ +200°C (in hot water max 120°C)
v = 20 m/s

Articolo Tenuta *Art. Seal*	**d Ø Albero** *d Ø Shaft*	**D**	**L Lung. lavoro** *L Working length*	**Art. Controfaccia** *Art. Counterface*	**d Ø Albero** *d Ø Shaft*	**E**	**L_1**
ATV.12	12	20	18	**CAV.112**	13	20.6	5.5
ATV.14	14	22	22	**CAV.114**	15	23.1	6
ATV.15	15	24	22	**CAV.116**	17	26.9	7
ATV.16	16	26	23				
ATV.17	17	26	23	**CAV.117**	18	26.9	7
ATV.18	18	29	24	**CAV.118**	19	30.9	8
ATV.19	19	30	25	**CAV.120**	21	30.9	8
ATV.20	20	31	25				
ATV.22	22	32	25	**CAV.122**	23	35.4	8
ATV.24	24	35	27	**CAV.124**	25	35.4	8
ATV.25	25	36	27	**CAV.125**	26	38.2	8.5
ATV.26	26	37	27	**CAV.126**	27	38.2	8.5
ATV.28	28	42	29	**CAV.130**	31	43.3	9
ATV.30	30	44	30				
ATV.32	32	44	30	**CAV.132**	33	43.3	9
ATV.34	34	48	39	**CAV.135**	36	53.5	11.5
ATV.35	35	49	39				
ATV.38	38	54	39	**CAV.140**	41	60.5	11.5
ATV.40	40	56	39				
ATV.42	42	59	39	**CAV.142**	44	60.5	11.5
ATV.44	44	60	41	**CAV.145**	46	65.5	11.5
ATV.45	45	61	41				
ATV.50	50	66	45	**CAV.150**	51	72.5	11.5
ATV.55	55	71	47	**CAV.155**	56	72.5	11.5
ATV.60	60	80	49	**CAV.160**	61	79.3	11.5

TENUTE MECCANICHE IN PTFE (TEFLON)

PTFE (TEFLON) MECHANICAL SEALS

SERIE / *SERIES* **ATF**

SOLO SU RICHIESTA
ON REQUEST ONLY



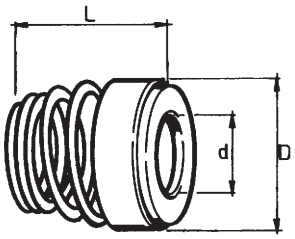

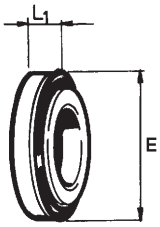

TENUTA
Acciaio AISI 316 - Guarnizioni in TEFLON.

CONTROFACCIA
Carbone sintetico - Guarnizioni in TEFLON.

APPLICAZIONE
Tenuta meccanica a senso di rotazione dipendente (di serie con molla destra). Usata nelle pompe per l'industria chimica, per raffinerie e per solventi.

LIMITI D'IMPIEGO
p = 10 atm - t = -40°C ÷ +200°C - v = 20 m/s

SEAL
AISI 316 steel - TEFLON gaskets.

COUNTERFACE
Synthetic carbon - TEFLON gaskets.

APPLICATION
Mechanical seal with dependent rotation direction (standard with right spring). Used in pumps for the chemical industry, refineries and for solvents.

LIMITS OF USE
p = 10 atm - t = -40°C ÷ +200°C - v = 20 m/s

TENUTA COMPLETA DI CONTROFACCIA / *SEAL COMPLETE WITH COUNTERFACE*

Articolo *Art.*	**d Ø Albero** *d Ø Shaft*	**D**	**L Lung. lavoro** *L Working length*	**E**	**L_1**
ATF.410	12	20	18	20.6	5.5
ATF.413	15	24	22	26.9	7
ATF.417	19	30	25	30.9	8
ATF.418	20	31	25	30.9	8
ATF.420	22	32	25	35.4	8
ATF.428	30	44	30	43.3	9
ATF.430	32	44	30	43.3	9
ATF.433	35	49	39	53.5	11.5

TENUTE MECCANICHE IN WIDIA

WIDIA MECHANICAL SEALS

SERIE / *SERIES* **TW-CW**



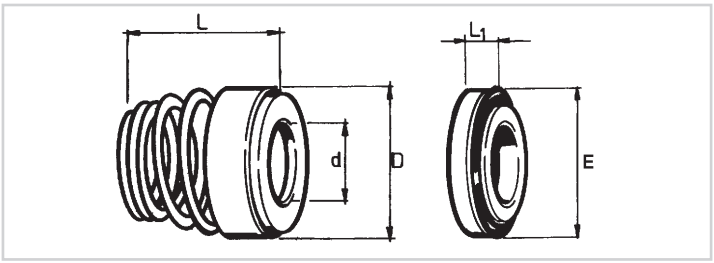

TENUTA: Corpo tenuta in acciaio AISI 304. Faccia di scivolo in WIDIA. Molla in acciaio AISI 316. Guarnizioni NBR.

CONTROFACCIA: In acciaio AISI 304. Faccia di scivolo in WIDIA. Guarnizioni NBR.

APPLICAZIONE: Tenuta meccanica a senso di rotazione dipendente (di serie con molla destra). Adattabile su qualsiasi tipo d'elettropompa con prestazione speciale e per liquidi abrasivi.

LIMITI D'IMPIEGO
p = 10 atm - t = -20°C ÷ +90°C - v = 20 m/s

SEAL: *Seal body in AISI 304 steel. Sliding face in WIDIA. AISI 316 steel spring. NBR rubber gaskets.*

COUNTERFACE: *AISI 304 steel. Sliding face in WIDIA. NBR rubber gaskets.*

APPLICATION: *Mechanical seal with dependent rotation direction (standard with right spring). Adaptable to any type of pump with special performance and for abrasive fluids.*

LIMITS OF USE
p = 10 atm - t = -20°C ÷ +90°C - v = 20 m/s

Articolo Tenuta *Art. Seal*	**d Ø Albero** *d Ø Shaft*	**D**	**L Lung. lavoro** *L Working length*	**Art. Controfaccia** *Art. Counterface*	**d Ø Albero** *d Ø Shaft*	**E**	**L_1**
TW.210	10	18	15	**CW.810**	11	18.1	5.5
TW.212	12	20	18	**CW.812**	13	20.6	5.5
TW.214	14	22	22	**CW.814**	15	23.1	6
TW.215	15	26	22	**CW.816**	17	26.9	7
TW.216	16	26	23				
TW.217	17	26	23	**CW.817**	18	26.9	7
TW.218	18	30	24	**CW.818**	19	30.9	8
TW.219	19	30	25	**CW.820**	21	30.9	8
TW.220	20	31	25				
TW.222	22	32	25	**CW.822**	23	35.4	8
TW.224	24	35	27	**CW.824**	25	35.4	8
TW.225	25	36	27	**CW.825**	27	38.2	8.5
TW.226	26	37	27				
TW.227 *	27	38	28	**CW.827** *	28	38.2	8.5
TW.228	28	42	29	**CW.828**	29	43.3	9
TW.230	30	44	30	**CW.830**	31	43.3	9
TW.232	32	44	30	**CW.832**	33	43.3	9
TW.233	33	47	39	**CW.835**	36	53.5	11.5
TW.235	35	49	39				
TW.238	38	54	39	**CW.838**	39	60.5	11.5
TW.240	40	56	39	**CW.840**	41	60.5	11.5
TW.245	45	61	41	**CW.845**	46	65.5	11.5
TW.248	48	64	41	**CW.848**	49	65.5	11.5
TW.250	50	66	45	**CW.850**	51	72.5	11.5
TW.255	55	71	47	**CW.855**	56	72.5	11.5
TW.260	60	80	49	**CW.860**	61	79.3	11.5
TW.265	65	85	51	**CW.865**	66	84.5	11.5
TW.270	70	90	51	**CW.870**	71	89.5	11.5
TW.290	80	104	59	**CW.880**	81	99.5	11.5

* **IN ESAURIMENTO** / *RUNNING OUT*

TENUTE MECCANICHE IN WIDIA

WIDIA MECHANICAL SEALS

SERIE / *SERIES* **TW-TWD-CWD**



A NORMATIVA TEDESCA UNIFICAZIONE TABELLA DIN 24960 AGGIORNATA CON NORMATIVA EUROPEA EN 12756

ACCORDING TO GERMAN REGULATIONS TABLE DIN 24960 AMENDED ACCORDING TO EUROPEAN EN 12756

TENUTA: Corpo tenuta in acciaio AISI 304. Faccia di scivolo in WIDIA. Molla in acciaio AISI 316. Guarnizioni NBR.

CONTROFACCIA: In acciaio AISI 304. Faccia di scivolo in WIDIA. Guarnizioni NBR.

APPLICAZIONE: Tenuta meccanica a senso di rotazione dipendente (di serie con molla destra) con dimensioni secondo la normativa tedesca d'unificazione, tabella DIN 24960 (EN 12756) adottata nei modelli di pompe delle più importanti case costruttrici europee.

LIMITI D'IMPIEGO
p = 10 atm - t = -20°C ÷ +90°C - v = 20 m/s

SEAL: *Seal body in AISI 304 steel. Sliding face in WIDIA. AISI 316 steel spring. NBR rubber gaskets.*

COUNTERFACE: *AISI 304 steel. Sliding face in WIDIA. NBR rubber gaskets.*

APPLICATION: *Mechanical seal with dependent rotation direction (standard with right spring) with dimensions according to German regulations, table DIN 24960 (EN 12756) adopted in the pump models of the major European manufacturers.*

LIMITS OF USE
p = 10 atm - t = -20°C ÷ +90°C - v = 20 m/s

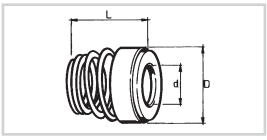

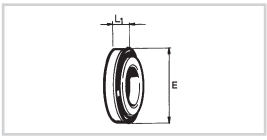

Articolo Tenuta *Art. Seal*	**d Ø Albero** *d Ø Shaft*	**D**	**L Lung. lavoro** *L Working length*	**Art. Controfaccia** *Art. Counterface*	**d Ø Foro** *d Ø Hole*	**E**	**L_1**
TW.210	10	18	15	**CWD.10**	11	21	7
TW.212	12	20	18	**CWD.12**	13	23	7
TW.214	14	22	22	**CWD.14**	15	25	7
TW.216	16	26	23	**CWD.16**	17	27	7
TW.218	18	30	24	**CWD.18**	19	33	10
TW.220	20	31	25	**CWD.20**	21	35	10
TW.222	22	32	25	**CWD.22**	23	37	10
TW.224	24	35	27	**CWD.24**	25	39	10
TW.225	25	36	27	**CWD.25**	26	40	10
TW.228	28	42	29	**CWD.28**	29	43	10
TW.230	30	44	30	**CWD.30**	31	45	10
TW.232	32	44	30	**CWD.32**	33	48	10
TW.233	33	47	39	**CWD.33**	34	48	10
TW.235	35	49	39	**CWD.35**	36	50	10
TWD.38	38	54	42	**CWD.38**	39	56	13
TWD.40	40	56	42	**CWD.40**	41	58	13
TWD.43	43	59	47	**CWD.43**	44	61	13
TWD.45	45	61	47	**CWD.45**	46	63	13
TWD.48	48	64	47	**CWD.48**	49	66	13
TWD.50	50	66	46	**CWD.50**	51	70	14
TWD.55	55	71	56	**CWD.55**	54	75	14
TWD.60	60	80	56	**CWD.60**	61	80	14
TWD.70	70	90	64	**CWD.70**	71	92	16
TWD.90 *	90	114	72	**CWD.90**	91	115	18

*** Con guarnizioni in Viton® (FKM) /** *With Viton (FKM)® gaskets*

MOLLE SINISTRE PER TENUTE

LEFT SPRINGS FOR SEALS

SERIE / *SERIES* **ML**



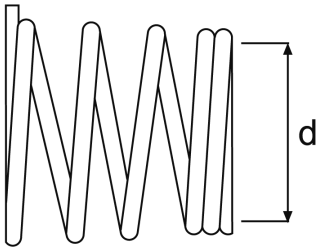

APPLICAZIONE
Molle in acciaio AISI 316 per serie AT - TW - ATV
(TD - fino al ø 35).

APPLICATION
AISI 316 steel springs for series AT - TW - ATV
(TD - up to ø 35).

Articolo *Art.*	**d Ø Albero** *d Ø Shaft*
ML.10	10
ML.11	11
ML.12	12
ML.13	13
ML.15	15
ML.16	16
ML.18	18
ML.20	20
ML.21 *	21
ML.22	22
ML.23 *	23
ML.24	24
ML.25	25
ML.26 *	26
ML.27 *	27

Articolo *Art.*	**d Ø Albero** *d Ø Shaft*
ML.28	28
ML.29 *	29
ML.30	30
ML.32	32
ML.38	38
ML.39 *	39
ML.40	40
ML.43	43
ML.45	45
ML.48	48
ML.50 *	50
ML.65	65
ML.70	70
ML.75	75

* **IN ESAURIMENTO**
RUNNING OUT

TENUTE ORIGINALI BURGMANN

ORIGINAL BURGMANN SEALS

SERIE / *SERIES* **M32N69**



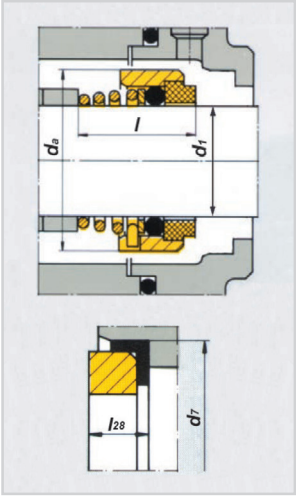

SERIE M32N69 PER POMPE KSB
- Tenuta a molla conica per liquidi puliti e acidi;
- Guarnizione controfaccia con cuffia;
- Senso di rotazione dipendente;
- Materiali facce di scivolo: carbone grafite/carburo di silicio;
- Materiale guarnizioni: fluoroelastomero (Viton® FKM);
- Temperatura di esercizio: -30°+200°C (120°C in acqua);
- Pressione max 10 bar.

SERIES M32N69 FOR KSB PUMPS
- *Seal Conical spring for clean liquids and acids;*
- *Gasket Counterface with cap;*
- *Direction Dependent rotation;*
- *Materials Sliding faces: carbon graphite/silicon carbide;*
- *Material gaskets: fluoroelastomer (Viton® FKM);*
- *Temperature: -30° to +200°C (120°C in water);*
- *Pressure Max 10 bar.*

TENUTA COMPLETA DI CONTROFACCIA / *SEAL COMPLETE WITH COUNTERFACE*

Articolo *Art.*	**Dimensioni girante** *Dimensions Seal*			**Dimensioni controfaccia** *Dimensions Counterface*	
	d^1 Ø Albero *Ø Shaft*	**d^3 Ø Esterno** *Ø External*	**L^1 Lungezza lavoro** *Working length*	**d^7 Ø Esterno** *Ø External*	**l^{28} Spessore tot.** *Total thickness*
M32N6928	28	42	42.5	43	7.5
M32N6938	38	54	46	57	9

TENUTE PER POMPE LOWARA

SEALS FOR LOWARA PUMPS

SERIE / *SERIES* **TLW**



- Tenuta a molla conica per liquidi puliti e acidi;
- Dimensioni unificate DIN 24960 EN 12756;
- Senso di rotazione dipendente;
- Materiali facce di scivolo: silicio/carbone;
- Guarnizioni: EPDM;
- Temperatura di esercizio: -30°C +140°C;
- Pressione max 10 bar.

- *Seal Conical spring for clean liquids and acids;*
- *Unified dimensions DIN 24960 EN 1276;*
- *Direction Dependent rotation;*
- *Materials Sliding faces: graphite/silicon carbide;*
- *Gaskets: EPDM;*
- *Temperature: -30°C to +140°C;*
- *Pressure Max 10 bar.*

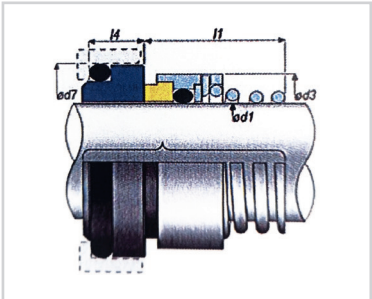

TENUTA COMPLETA DI CONTROFACCIA / *SEAL COMPLETE WITH COUNTERFACE*

Articolo *Art.*	**Dimensioni girante** *Dimensions Seal*			**Dimensioni controfaccia** *Dimensions Counterface*	
	d^1 Ø Albero *Ø Shaft*	**d^3 Ø Esterno** *Ø External*	**L^1 Lungezza lavoro** *Working length*	**d^7 Ø Esterno** *Ø External*	**l^4**
TLW.12	12	21	25.5	23	7
TLW.16	16	26	28	27	7
TLW.25	25	36	30	40	10

TENUTA PER POMPE LOWARA

SEAL FOR LOWARA PUMPS

SERIE / *SERIES* **TEL**



- Tenuta a molla conica per liquidi abrasivi e acidi;
- Materiali facce di scivolo: carburo di silicio/carburo di silicio;
- Materiale guarnizioni: fluoroelastomero VITON® (FKM);
- Temperatura di esercizio: -30° +200°C (120° in acqua);
- Pressione max 10 bar;
- Per pompe Lowara CE e CO.

- *Mechanical seal conical spring for clean liquid and acids;*
- *Materials sliding faces: silicon carbide/silicon carbide;*
- *Gasket: Viton® (FKM);*
- *Temperature: -30°C to +200°C (120°C in water);*
- *Pressure MAX: 10 Bar;*
- *Compatible Lowara pumps CE and CO.*

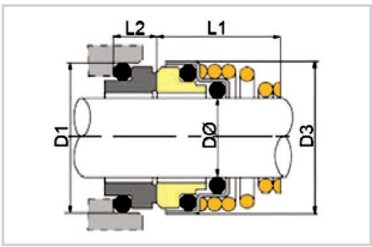

TENUTA COMPLETA DI CONTROFACCIA / *SEAL COMPLETE WITH COUNTERFACE*

Articolo *Art.*	**Dimensioni girante** *Dimensions Seal*			**Dimensioni controfaccia** *Dimensions Counterface*	
	D^1 Ø Albero *Ø Shaft*	**D^3 Ø Esterno** *Ø External*	**L^1 Lungezza lavoro** *Working length*	**D^1 Ø Esterno** *Ø External*	**L^2**
TEL.14	14	24	16.6	23.1	6

TENUTE MECCANICHE TIPO EBARA

EBARA MECHANICAL SEALS TYPE

SERIE / *SERIES* **TEB**



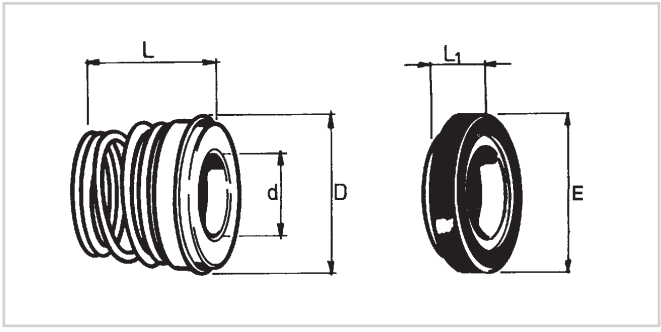

TENUTA
Corpo tenuta in acciaio AISI 316 e ceramica. Guarnizioni in EPDM.

CONTROFACCIA
Grafite - Guarnizioni in EPDM.

APPLICAZIONE
Tenuta meccanica per impieghi universali, a senso di rotazione dipendente (di serie con molla destra).

LIMITI D'IMPIEGO
p = 10 atm - t = -40°C ÷ +120°C - v = 20 m/s

SEAL
Seal body in AISI 316 steel and ceramic. EPDM gaskets.

COUNTERFACE
Graphite - EPDM rubber gaskets.

APPLICATION
Mechanical seal for universal use with dependent rotation direction (standard with right spring).

LIMITS OF USE
p = 10 atm - t = -40°C ÷ +120°C - v = 20 m/s

TENUTA COMPLETA DI CONTROFACCIA / *SEAL COMPLETE WITH COUNTERFACE*

Articolo *Art.*	**d Ø Albero** *d Ø Shaft*	**D**	**L Lung. lavoro** *L Working length*	**E**	**L_1**
TEB.15	15	29	22	26	7

TENUTE MECCANICHE

MECHANICAL SEALS

SERIE / *SERIES* **RT-CA**



TENUTA
Corpo tenuta in acciaio AISI 304 e ceramica.
Molla in acciaio AISI 316 - Guarnizioni in gomma nitrile.

CONTROFACCIA
Carbone sintetico - Guarnizioni in gomma nitrile.

APPLICAZIONE
Tenuta meccanica a senso di rotazione dipendente (di serie con molla destra) di grande impiego per pompe nel settore industriale e per uso domestico.

LIMITI D'IMPIEGO
p = 10 atm - t = -20°C ÷ +90°C - v = 20 m/s

SEAL
Seal body in AISI 304 steel and ceramic.
Spring in AISI 316 steel - Nitrile rubber gaskets.

COUNTERFACE
Synthetic carbon - Nitrile rubber gaskets.

APPLICATION
Mechanical seal with dependent rotation direction (standard with right spring) widely used for pumps in the industry and for domestic use.

LIMITS OF USE
p = 10 atm - t = -20°C ÷ +90°C - v = 20 m/s.

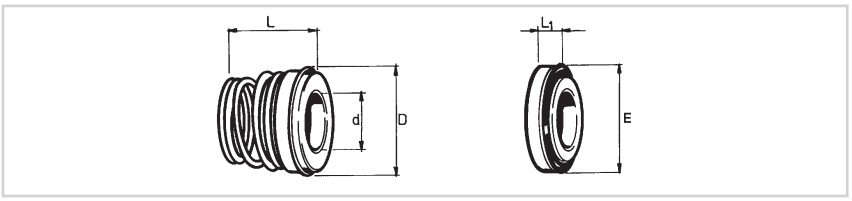

TENUTA COMPLETA DI CONTROFACCIA
SEAL COMPLETE WITH COUNTERFACE

Articolo *Art.*	d Ø Albero *d Ø Shaft*	D	L Lung. lavoro *L Working length*	E	L_1
RT.302	10	19.5	15	18.1	5.5
RT.303	12	22.5	18	20.6	5.5
RT.304	13	24.5	22	23.1	6
RT.305	14	24.5	22	23.1	6
RT.306	15	29	22	26.9	7
RT.307	16	29	23	26.9	7
RT.308	17	29	23	26.9	7
RT.309	18	32.5	24	30.9	8
RT.310	19	32.5	25	30.9	8
RT.311	20	32.5	25	30.9	8
RT.312	22	37.5	25	35.4	8
RT.313	24	37.5	27	35.4	8
RT.314	25	40	27	38.2	8.5
RT.315	28	46	29	43.3	9
RT.316	30	46	30	43.3	9
RT.317	32	46	30	43.3	9
RT.318	35	50	39	53.5	11.5
RT.319 *	38	58	39	60.5	11.5
RT.320 *	40	58	39	60.5	11.5

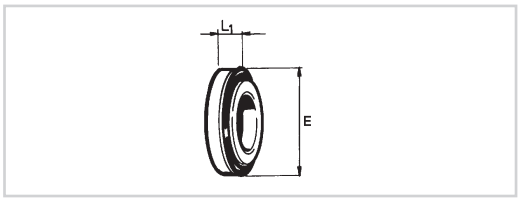

SOLO CONTROFACCIA
COUNTERFACE ONLY

Articolo *Art.*	d Ø Albero *d Ø Shaft*	E	L_1
CA.262	10	18.1	5.5
CA.264	12	20.6	5.5
CA.266	14	23.1	6
CA.268	16	26.9	7
CA.269	17	26.9	7
CA.270	18	30.9	8
CA.272	20	30.9	8
CA.274	22	35.4	8
CA.276	24	35.4	8
CA.277	25	38.2	8.5
CA.282	30	43.3	9
CA.283	32	43.3	9
CA.286	35	53.5	11.5
CA.289	38	60.5	11.5
CA.291	40	60.5	11.5

*** ALLUMINA /** *ALUMINA*



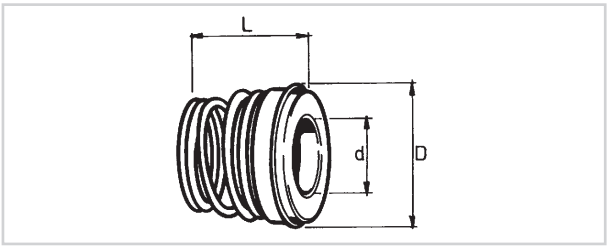

TENUTA
Corpo tenuta in acciaio AISI 304 e Allumina.
Molla in acciaio AISI 316 - Guarnizioni NBR.

APPLICAZIONE
Tenuta meccanica a senso di rotazione dipendente (di serie con molla destra) di grande impiego per pompe nel settore industriale e per uso domestico.

LIMITI D'IMPIEGO
p = 10 atm - t = -20°C ÷ +90°C - v = 20 m/s

SEAL
Seal body in AISI 304 steel and Alumina.
Spring in AISI 316 steel - NBR rubber gaskets.

APPLICATION
Mechanical seal with dependent rotation direction (standard with right spring) widely used for pumps in the industry and for domestic use.

LIMITS OF USE
p = 10 atm - t = -20°C ÷ +90°C - v = 20 m/s.

SOLO TENUTA / *SEAL ONLY*

Articolo *Art.*	**d Ø Albero** *d Ø Shaft*	**D**	**L Lung. lavoro** *L Working length*
RA.12	12	22.5	18
RA.14	14	24.5	22
RA.15	15	29	22
RA.16	16	29	23
RA.18	18	32.5	24
RA.20	20	32.5	25
RA.22	22	37.5	25
RA.24	24	37.5	27
RA.25	25	40	27
RA.28	28	46	29
RA.30	30	46	30
RA.32	32	46	30
RA.35	35	50	39
RA.38	38	58	39
RA.40	40	58	39

CONTROFACCE PER SERIE RA

COUNTERFACE FOR RA SERIES

SERIE / *SERIES* **CA-CW-CC6-CWD**



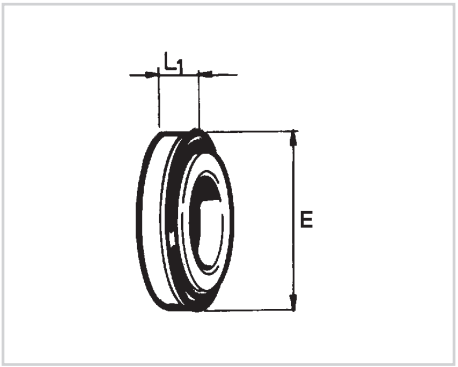

Controfaccia in grafite Guarnizioni NBR *Counterface in graphite NBR rubber gaskets*				**Controfaccia in carburo di silicio Guarnizioni NBR** *Counterface in silicon carbide NBR rubber gaskets*				**Controfaccia in Widia Guarnizioni NBR** *Counterface in Widia NBR rubber gaskets*			
Articolo *Art.*	**d Ø Foro** *d Ø Hole*	**E**	**L_1**	**Articolo** *Art.*	**d Ø Foro** *d Ø Hole*	**E**	**L_1**	**Articolo** *Art.*	**d Ø Foro** *d Ø Hole*	**E**	**L_1**
CA.264	13	20.6	5.5	**CA.464**	13	20.6	5.5	**CW.812**	13	20.6	5.5
CA.266	15	23.1	6	**CA.466**	15	23.1	6	**CW.814**	15	23.1	6
CA.268	17	26.9	7	**CA.467**	17	26.9	7	**CW.816**	17	26.9	7
				CA.468	17	26.9	7				
CA.270	19	309	8	**CA.470**	19	309	8	**CW.818**	19	309	8
CA.272	21	30.9	8	**CA.472**	21	30.9	8	**CW.820**	21	30.9	8
CA.274	23	35.4	8	**CA.474**	23	35.4	8	**CW.822**	23	35.4	8
CA.276	25	35.4	8	**CA.476**	25	35.4	8	**CW.824**	25	35.4	8
CA.277	27	38.2	8.5	**CA.477**	27	38.2	8.5	**CW.825**	27	38.2	8.5
CA.282	31	43.3	9	**CA.480**	29	43.3	9	**CW.828**	29	43.3	9
				CA.482	31	43.3	9	**CW.830**	31	43.3	9
CA.283	33	43.3	9	**CA.483**	33	43.3	9	**CW.832**	33	43.3	9
CA.286	36	53.5	11.5	**CA.486**	36	53.5	11.5	**CW.835**	36	53.5	11.5
CA.289	39	60.5	11.5	**CA.489**	39	60.5	11.5	**CW.838**	39	60.5	11.5
CA.291	41	60.5	11.5	**CA.491**	41	60.5	11.5	**CW.840**	41	60.5	11.5
DIN 24960 - EN 12756											
CA.311	13	23	7	**CC6.12**	13	23	6.6	**CWD.12**	13	23	7
CA.312	15	25	7	**CC6.14**	15	25	6.6	**CWD.14**	15	25	7
-	-	-	-	**CC6.15**	17	25	6.6	**-**	-	-	-
CA.313	17	27	7	**CC6.16**	17	27	6.6	**CWD.16**	17	27	7
CA.314	19	33	10	**CC6.18**	19	33	7.5	**CWD.18**	19	33	10
CA.315	21	35	10	**CC6.20**	21	35	7.5	**CWD.20**	21	35	10
CA.316	23	37	10	**CC6.22**	23	37	7.5	**CWD.22**	23	37	10
CA.317	25	39	10	**CC6.24**	25	39	7.5	**CWD.24**	25	39	10
CA.318	27	40	10	**CC6.25**	27	40	7.5	**CWD.25**	27	40	10
CA.319	29	43	10	**CC6.28**	29	43	7.5	**CWD.28**	29	43	10
CA.320	31	45	10	**CC6.30**	31	45	7.5	**CWD.30**	31	45	10
CA.321	33	48	10	**CC6.32**	33	48	7.5	**CWD.32**	33	48	10
CA.323	36	50	10	**CC6.35**	36	50	7.5	**CWD.35**	36	50	10
CA.324	39	56	13	**CC6.38**	39	56	9	**CWD.38**	39	56	13
CA.325	41	58	13	**CC6.40**	41	58	9	**CWD.40**	41	58	13

TENUTE MECCANICHE IN CARBURO DI SILICIO CON GUARNIZIONI VITON® (FKM)

SILICON CARBIDE MECHANICAL SEALS WITH VITON® (FKM) GASKETS

SERIE / *SERIES* **RTS-CRS**



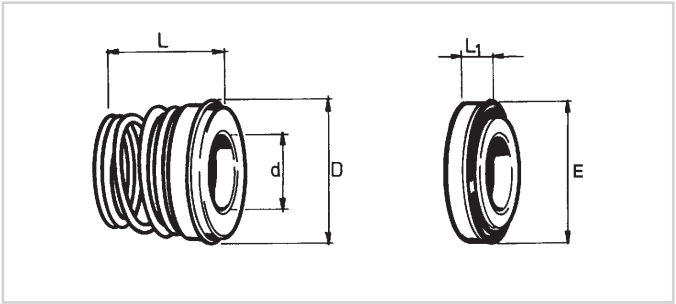

TENUTA
Carburo di silicio - Guarnizioni in VITON® (FKM).

CONTROFACCIA
Carburo di silicio - Guarnizioni in VITON® (FKM).

APPLICAZIONE
Tenuta meccanica a senso di rotazione dipendente (di serie con molla destra). Adattabile su qualsiasi tipo di elettropompa con prestazione speciale e per liquidi abrasivi.

LIMITI D'IMPIEGO
p = 10 atm - t = -20°C ÷ +180°C - v = 20 m/s
(acqua calda max 120°C)

SEAL
Silicon carbide - VITON® (FKM) gasket.

COUNTERFACE
Silicon carbide - VITON® (FKM) gasket.

APPLICATION
Mechanical seal with dependent rotation direction (standard with right spring). Adaptable to any type of pump with special performance and for abrasive fluids.

LIMITS OF USE
p = 10 atm - t = -20°C ÷ +180°C - v = 20 m/s
(hot water max 120°C)

Articolo Tenuta *Art. Seal*	**d** **Ø Albero** *Ø Shaft*	**D**	**L** **Lung. lavoro** *Working length*
RTS.12	12	22.5	18
RTS.14 NEW	14	24.5	22
RTS.15	15	29	22
RST.16	16	29	23
RTS.18	18	32.5	24
RTS.20	20	32.5	25
RTS.22	22	37.5	25
RTS.24	24	37.5	27
RTS.25	25	40	27
RTS.28	28	46	29
RTS.30	30	46	30
RTS.32	32	46	30
RTS.33 NEW	33	46	30
RTS.35 NEW	35	50	39
RTS.38 NEW	38	58	39
RTS.40 NEW	40	58	39

Art. Controfaccia *Art. Counterface*	**d** **Ø Foro** *Ø Hole*	**E**	**L_1**
CRS.12	13	20.6	5.5
CRS.14 NEW	15	23.1	6
CRS.15	16	26.9	7
CRS.16	17	26.9	7
CRS.18	19	30.9	8
CRS.20	21	30.9	8
CRS.22	23	35.4	8
CRS.24	25	35.4	8
CRS.25	27	38.2	8.5
CRS.28	29	43.3	9
CRS.30	31	43.3	9
CRS.32	33	43.3	9
CRS.35 NEW	36	53.5	11.5
CRS.40 NEW	41	60.5	11.5

TENUTE MECCANICHE IN CARBURO DI SILICIO CON GUARNIZIONI VITON® (FKM)

SILICON CARBIDE MECHANICAL SEALS WITH VITON® (FKM) GASKETS

SERIE / *SERIES* **RTS-CC6**



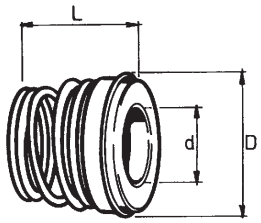

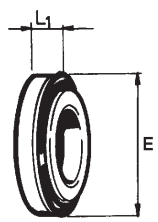

TENUTA
Carburo di silicio - Guarnizioni in VITON® (FKM).

CONTROFACCIA
Carburo di silicio - Guarnizioni in VITON® (FKM).

APPLICAZIONE
Tenuta meccanica a senso di rotazione dipendente (di serie con molla destra). Adattabile su qualsiasi tipo di elettropompa con prestazione speciale e per liquidi abrasivi.

LIMITI D'IMPIEGO
p = 10 atm - t = -20°C ÷ +180°C - v = 20 m/s
(acqua calda max 120°C)

SEAL
Silicon carbide - VITON® (FKM) gasket.

COUNTERFACE
Silicon carbide - VITON® (FKM) gasket.

APPLICATION
Mechanical seal with dependent rotation direction (standard with right spring). Adaptable to any type of pump with special performance and for abrasive fluids.

LIMITS OF USE
p = 10 atm - t = -20°C ÷ +180°C - v = 20 m/s
(hot water max 120°C)

DIN 24960 - EN 12756

Articolo Tenuta *Art. Seal*	**d Ø Albero** *Ø Shaft*	**D**	**L Lung. lavoro** *Working length*
RTS.12	12	22.5	18
RTS.14 NEW	14	24.5	22
RTS.15	15	29	22
RST.16	16	29	23
RTS.18	18	32.5	24
RTS.20	20	32.5	25
RTS.22	22	37.5	25
RTS.24	24	37.5	27
RTS.25	25	40	27
RTS.28	28	46	29
RTS.30	30	46	30
RTS.32	32	46	30
RTS.33 NEW	33	46	30
RTS.35 NEW	35	50	39
RTS.38 NEW	38	58	39
RTS.40 NEW	40	58	39

Art. Controfaccia *Art. Counterface*	**d Ø Foro** *d Ø Hole*	**E**	**L_1**
CC6.12	13	23	6.6
CC6.14	15	25	6.6
CC6.15	16	25	6.6
CC6.16	17	27	6.6
CC6.18	19	33	7.5
CC6.20	21	35	7.5
CC6.22	23	37	7.5
CC6.24	25	39	7.5
CC6.25	27	40	7.5
CC6.28	29	43	7.5
CC6.30	31	45	7.5
CC6.32	33	48	7.5
CC6.33	34	48	7.5
CC6.35	36	50	7.5
CC6.38	39	56	10
CC6.40	41	58	10

DIMENSIONI UNIFICATE
DIN 24960 - EN 12756

UNIFIED DIMENSIONS
DIN 24960 - EN 12756

TENUTE MECCANICHE IN WIDIA

WIDIA MECHANICAL SEALS

SERIE / *SERIES* **RTW-CTW**



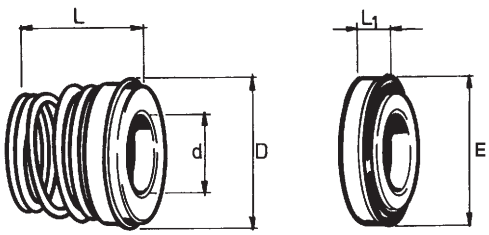

TENUTA
WIDIA - Guarnizioni NBR.

CONTROFACCIA
WIDIA - Guarnizioni NBR.

APPLICAZIONE
Tenuta meccanica a senso di rotazione dipendente (di serie con molla destra). Adattabile su qualsiasi tipo d'elettropompa con prestazione speciale e per liquidi abrasivi.
Si sconsiglia l'utilizzo in bagno d'olio.

LIMITI D'IMPIEGO
p = 10 atm - t = -20°C ÷ +90°C - v = 20 m/s

SEAL
WIDIA - NBR rubber gaskets.

COUNTERFACE
WIDIA - NBR rubber gaskets.

APPLICATION
Mechanical seal with dependent rotation direction (standard with right spring). Adaptable to any type of pump with special performance and for abrasive fluids.
Use in oil bath is NOT recommended.

LIMITS OF USE
p = 10 atm - t = -20°C ÷ +90°C - v = 20 m/s

Articolo Tenuta *Art. Seal*	**d** **Ø Albero** *Ø Shaft*	**D**	**L** **Lung. lavoro** *Working length*
RTW.10	10	19.5	15
RTW.12	12	22.5	18
RTW.13	13	24.5	22
RTW.14	14	24.5	22
RTW.15	15	29	22
RTW.16	16	29	23
RTW.17	17	29	23
RTW.18	18	32.5	24
RTW.19	19	32.5	25
RTW.20	20	32.5	25
RTW.22	22	37.5	25
RTW.24	24	37.5	27
RTW.25	25	40	27
RTW.28	28	46	29
RTW.30	30	46	30
RTW.32	32	46	30
RTW.33	33	48	39
RTW.35	35	50	39
RTW.38	38	55	39
RTW.40	40	55	39

Art. Controfaccia *Art. Counterface*	**d** **Ø Foro** *Ø Hole*	**E**	**L_1**
CTW.10	11	18.1	5.5
CTW.12	13	20.6	5.5
CTW.13	14	23.1	6
CTW.14	15	23.1	6
CTW.15	17	26.9	7
CTW.16	17	26.9	7
CTW.17	18	26.9	7
CTW.18	19	30.9	8
CTW.19	21	30.9	8
CTW.20	21	30.9	8
CTW.22	23	35.4	8
CTW.24	25	35.4	8
CTW.25	27	38.2	8.5
CTW.28	29	43.3	9
CTW.30	31	43.3	9
CTW.32	33	43.3	9
CTW.33	34	53.5	11.5
CTW.35	36	53.5	11.5
CTW.38	39	60.5	11.5
CTW.40	41	60.5	11.5

TENUTE MECCANICHE IN WIDIA

WIDIA MECHANICAL SEALS

SERIE / *SERIES* **RTW-CWD**



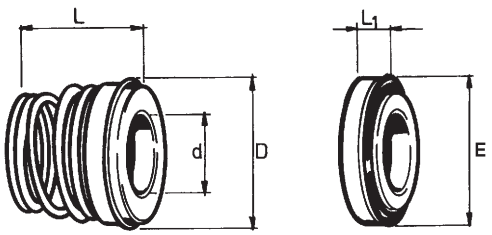

TENUTA
WIDIA - Guarnizioni NBR.

CONTROFACCIA
WIDIA - Guarnizioni NBR.

APPLICAZIONE
Tenuta meccanica a senso di rotazione dipendente (di serie con molla destra). Adattabile su qualsiasi tipo d'elettropompa con prestazione speciale e per liquidi abrasivi.
Si sconsiglia l'utilizzo in bagno d'olio.

LIMITI D'IMPIEGO
p = 10 atm - t = -20°C ÷ +90°C - v = 20 m/s

SEAL
WIDIA - NBR rubber gaskets.

COUNTERFACE
WIDIA - NBR rubber gaskets.

APPLICATION
Mechanical seal with dependent rotation direction (standard with right spring). Adaptable to any type of pump with special performance and for abrasive fluids.
Use in oil bath is NOT recommended.

LIMITS OF USE
p = 10 atm - t = -20°C ÷ +90°C - v = 20 m/s

DIN 24960 - EN 12756

Articolo Tenuta *Art. Seal*	**d Ø Albero** *Ø Shaft*	**D**	**L Lung. lavoro** *Working length*
RTW.10	10	19.5	15
RTW.12	12	22.5	18
RTW.14	14	24.5	22
RTW.16	16	29	23
RTW.18	18	32.5	24
RTW.20	20	32.5	25
RTW.22	22	37.5	25
RTW.24	24	37.5	27
RTW.25	25	40	27
RTW.28	28	46	29
RTW.30	30	46	30
RTW.32	32	46	30
RTW.33	33	48	39
RTW.35	35	50	39
RTW.38	38	55	39
RTW.40	40	55	39

Art. Controfaccia *Art. Counterface*	**d Ø Foro** *Ø Hole*	**E**	**L_1**
CWD.10	11	21	7
CWD.12	13	23	7
CWD.14	15	25	7
CWD.16	17	27	7
CWD.18	19	33	10
CWD.20	21	35	10
CWD.22	23	37	10
CWD.24	25	39	10
CWD.25	27	40	10
CWD.28	29	43	10
CWD.30	31	45	10
CWD.32	33	48	10
CWD.33	34	48	10
CWD.35	36	50	10
CWD.38	39	56	13
CWD.40	41	58	13



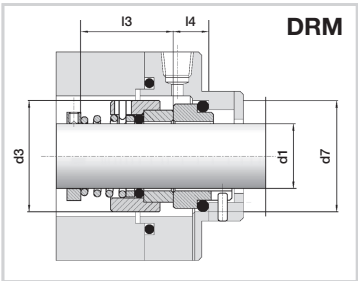

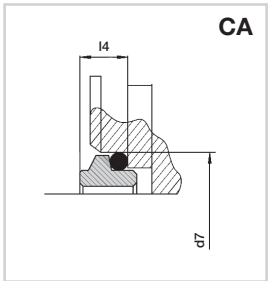

PER UTILIZZI MEDI E GRAVOSI
FOR MEDIUM AND HEAVY USE

DRM: Tenuta non bilanciata

TENUTA
Carburo di silicio e acciao AISI 316. Guarnizioni in VITON® (FKM).

CONTROFACCIA
Carburo di silicio. Guarnizioni in VITON® (FKM).

SENSO DI ROTAZIONE: Dipendente destra

LIMITI D'IMPIEGO
p = 12 bar - v = 15 m/s - t = -20°C +200°C (acqua calda max 120°C)

DRM: *Unbalanced seal*

SEAL
Silicon-Carbide and AISI 316 steel. VITON® (FKM) gasket.

COUNTERFACE
Silicon-Carbide. VITON® (FKM) gasket.

DIRECTION OF ROTATION: *Dependent standard right*

LIMITS OF USE
p = 12 bar - v = 15 m/s - t = -20°C +200°C (hot water max 120°C)

DIN 24960 - EN 12756						
Articolo Tenuta *Art. Seal*	**d1**	**d3**	**l3**	**Art. Controfaccia** *Art. Counterface*	**d7**	**l4**
DRM.20	20	34	23.5	**CA.20**	35	10
DRM.22	22	36	23	**CA.22**	37	10
DRM.24	24	38	25	**CA.24**	39	10
DRM.25	25	39	28	**CA.25**	40	10
DRM.28	28	42	28	**CA.28**	43	10
DRM.30	30	44	28	**CA.30**	45	10
DRM.32	32	46	30	**CA.32**	48	10
DRM.33	33	47	30	**CA.33**	48	10
DRM.35	35	49	30	**CA.35**	50	10
DRM.38	38	54	36.5	**CA.38**	56	11
DRM.40	40	56	39	**CA.40**	58	11
DRM.43	43	59	41.5	**CA.43**	61	11
DRM.45	45	61	42.5	**CA.45**	63	11
DRM.48	48	64	49	**CA.48**	66	11
DRM.50	50	66	47	**CA.50**	70	13
DRM.53	53	69	49	**CA.53**	73	13
DRM.55	55	71	51	**CA.55**	75	13
DRM.58	58	78	57	**CA.58**	78	13
DRM.60	60	80	57	**CA.60**	80	13
DRM.63	63	83	57	**CA.63**	83	13
DRM.65	65	85	57	**CA.65**	85	13
DRM.68	68	88	60	**CA.68**	90	13
DRM.70	70	90	60	**CA.70**	92	15
DRM.75	75	99	65	**CA.75**	97	15
DRM.80	80	104	64	**CA.80**	105	16
DRM.85	85	109	64	**CA.85**	110	16
DRM.90	90	114	69	**CA.90**	115	16
DRM.95	95	119	69	**CA.95**	120	16
DRM.100	100	124	69	**CA.100**	125	16



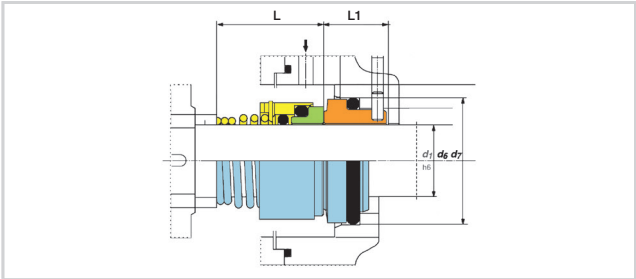

PER UTILIZZI MEDI E GRAVOSI
FOR MEDIUM AND HEAVY USE

TENUTA
Carburo di silicio e acciaio AISI 316. Guarnizioni in Viton® (FKM).

CONTROFACCE
CAV: Grafite, guarnizioni in Viton® (FKM)
CRS: Silicio, guarnizioni in Viton® (FKM)
CC6: Silicio, guarnizioni in Viton® (FKM) DIN 2490 - EN 12756
CA: Silicio, guarnizioni in Viton® (FKM) DIN 2490 - EN 12756

SEAL
Silicon-Carbide and AISI 316 steel. Viton® (FKM) gaskets.

COUNTERFACE
CAV: Graphite, Viton® (FKM) gasket
CRS: Silicon-carbide, Viton® (FKM) gasket
CC6: Silicon-carbide, Viton® (FKM) gasket DIN 2490 - EN 12756
CA: Silicon-carbide, Viton® (FKM) gasket DIN 2490 - EN 12756

			Grafite, guarnizioni in Viton® (FKM) *Graphite, Viton® (FKM) gasket*				**Silicio, guarnizioni in Viton® (FKM)** *Silicon-carbide, Viton® (FKM) gasket*				**Silicio, guarnizioni in Viton® (FKM)** *Silicon-carbide, Viton® (FKM) gasket*							
											DIN 24960 - EN 12756							
Articolo Tenuta *Article Seal*	**d Ø Albero** *Shaft*	**L**	**Articolo Controfaccia** *Article Counterface*	**d Ø Foro** *Hole*	**E**	**L_1**	**Articolo Controfaccia** *Article Counterface*	**d Ø Foro** *Hole*	**E**	**L_1**	**Articolo Controfaccia** *Article Counterface*	**d Ø Foro** *Hole*	**E**	**L_1**	**Articolo Controfaccia** *Article Counterface*	**d Ø Foro** *Hole*	**E**	**L_1**
R5.12	12	18	**CAV.112**	13	20.6	5.5	**CRS.12**	13	20.6	5.5	**CC6.12**	13	23	6.6	**CA.12**	13	23	7
R5.14	14	22	**CAV.114**	15	23.1	6	**CRS.14**	15	23.1	6	**CC6.14**	15	25	6.6	**CA.14**	15	25	7
R5.16	16	23	**CAV.116**	17	26.9	7	**CRS.16**	17	26.9	7	**CC6.16**	17	27	6.6	**CA.16**	17	27	7
R5.18	18	24	**CAV.118**	19	30.9	8	**CRS.18**	19	30.9	8	**CC6.18**	19	33	7.5	**CA.18**	19	33	7
R5.20	20	25	**CAV.120**	21	30.9	8	**CRS.20**	21	30.9	8	**CC6.20**	21	35	7.5	**CA.20**	20	35	10
R5.22	22	25	**CAV.122**	23	35.4	8	**CRS.22**	23	35.4	8	**CC6.22**	23	37	7.5	**CA.22**	23	37	10
R5.24	24	27	**CAV.124**	25	35.4	8	**CRS.24**	25	35.5	8	**CC6.24**	25	39	7.5	**CA.24**	25	39	10
R5.25	25	27	**CAV.125**	26	38.2	8.5	**CRS.25**	27	38.2	8.5	**CC6.25**	27	40	7.5	**CA.25**	27	40	10
R5.28	28	29	**CAV.130**	31	43.3	9	**CRS.28**	29	43.3	9	**CC6.28**	29	43	7.5	**CA.28**	29	43	10
R5.30	30	30					**CRS.30**	31	43.3	9	**CC6.30**	31	45	7.5	**CA.30**	31	45	10
R5.32	32	30	**CAV.132**	33	43.3	9	**CRS.32**	33	43.3	9	**CC6.32**	33	48	7.5	**CA.32**	33	48	10
R5.33	33	39	**CAV.135**	36	53.5	11.5	**CRS.35**	36	53.5	11.5	**CC6.33**	34	48	7.5	**CA.33**	34	48	10
R5.35	35	39									**CC6.35**	36	50	7.5	**CA.35**	36	50	10
R5.38	38	42	**CAV.140**	41	60.5	11.5	**CRS.40**	41	60.5	11.5	**CC6.38**	39	56	10	**CA.38**	39	56	11
R5.40	40	42									**CC6.40**	41	58	10	**CA.40**	41	58	11
R5.43	43	47	-	-	-	-	-	-	-	-	**CC6.43**	44	61	10	**CA.43**	44	61	11
R5.45	45	47	**CAV.145**	46	65.5	11.5	-	-	-	-	**CC6.45**	46	63	10	**CA.45**	46	63	11
R5.48	48	47	-	-	-	-	-	-	-	-	**CC6.48**	49	66	10	**CA.48**	49	66	11
R5.50	50	46	**CAV.150**	51	72.5	11.5	-	-	-	-	**CC6.50**	51	70	13	**CA.50**	51	70	13

GUARNIZIONI IN VITON® (FKM) / EPDM

(FKM) VITON® / EPDM O-RINGS

SERIE / *SERIES* **AT/TD-TW-TDW**

VITON® (FKM)

IMPIEGHI
Solventi, acidi, idrocarburi (NO acetati, chetoni, eteri)
-30°C +180°C

USES
Solvents, acids, Hydrocarbons (NO acetate, ketone, ether)
-30°C +180°C

TABELLA O-RING VITON®			
AT/TD - TW/TDW			
d Ø Albero *d Ø Shaft*	**Articolo Tenuta** *Article Seal*	**Articolo Controfaccia** *Article Counterface*	**DIN Articolo Controfaccia** *Article Counterface*
12	**ORV.12**	**OFV.12**	**OFDV.12**
13	**ORV.13**	**OFV.13**	**-**
14	**ORV.14**	**OFV.14**	**OFDV.14**
15	**ORV.15**	**OFV.15**	**-**
16	**ORV.16**	**OFV.16**	**OFDV.16**
17	**ORV.17**	**OFV.17**	**-**
18	**ORV.18**	**OFV.18**	**OFDV.18**
19	**ORV.19**	**OFV.19**	**-**
20	**ORV.20**	**OFV.20**	**OFDV.20**
22	**ORV.22**	**OFV.22**	**OFDV.22**
24	**ORV.24**	**OFV.24**	**OFDV.24**
25	**ORV.25**	**OFV.25**	**OFDV.25**
26	**ORV.26**	**OFV.26**	**-**
28	**ORV.28**	**OFV.28**	**OFDV.28**
30	**ORV.30**	**OFV.30**	**OFDV.30**
32	**ORV.32**	**OFV.32**	**OFDV.32**
33	**ORV.33**	**OFV.33**	**OFDV.33**
35	**ORV.35**	**OFV.35**	**OFDV.35**
38	**ORV.38**	**OFV.38**	**OFDV.38**
40	**ORV.40**	**OFV.40**	**OFDV.40**
42	**ORV.42**	**OFV.42**	**-**
43	**ORV.43**	**-**	**OFDV.43**
44	**ORV.44**	**OFV.44**	**-**
45	**ORV.45**	**OFV.45**	**OFDV.45**
48	**ORV.48**	**-**	**OFDV.48**
50	**ORV.50**	**OFV.50**	**OFDV.50**

EPDM

IMPIEGHI
Acqua, acidi, alcoli, acetati, vapori (NO idrocarburi)
-45°C +150°C

USES
Water, acids, alcohol, acetate, vapor (NO hydrocarbons)
-45°C +150°C

TABELLA O-RING EPDM			
AT/TD - TW/TDW			
d Ø Albero *d Ø Shaft*	**Articolo Tenuta** *Article Seal*	**Articolo Controfaccia** *Article Counterface*	**DIN Articolo Controfaccia** *Article Counterface*
12	**ORE.12**	**OFE.12**	**OFDE.12**
13	**-**	**-**	**-**
14	**ORE.14**	**OFE.14**	**OFDE.14**
15	**ORE.15**	**OFE.15**	**-**
16	**ORE.16**	**OFE.16**	**OFDE.16**
17	**ORE.17**	**OFE.17**	**-**
18	**ORE.18**	**OFE.18**	**OFDE.18**
19	**ORE.19**	**OFE.19**	**-**
20	**ORE.20**	**OFE.20**	**OFDE.20**
22	**ORE.22**	**OFE.22**	**OFDE.22**
24	**ORE.24**	**OFE.24**	**OFDE.24**
25	**ORE.25**	**OFE.25**	**OFDE.25**
26	**-**	**-**	**-**
28	**ORE.28**	**OFE.28**	**OFDE.28**
30	**ORE.30**	**OFE.30**	**OFDE.30**
32	**ORE.32**	**OFE.32**	**OFDE.32**
33	**ORE.33**	**-**	**-**
35	**ORE.35**	**OFE.35**	**OFDE.35**
38	**ORE.38**	**OFE.38**	**OFDE.38**
40	**ORE.40**	**OFE.40**	**OFDE.40**
42	**-**	**-**	**-**
-	**-**	**-**	**-**
44	**-**	**-**	**-**
45	**-**	**-**	**-**
-	**-**	**-**	**-**
50	**-**	**-**	**-**

GUARNIZIONI IN VITON® (FKM) / EPDM

(FKM) VITON® / EPDM O-RINGS

SERIE / *SERIES* **RA-RT-RTW**

VITON® (FKM)

IMPIEGHI
Solventi, acidi, idrocarburi (NO acetati, chetoni, eteri)
-30°C +180°C

USES
Solvents, acids, Hydrocarbons (NO acetate, ketone, ether)
-30°C +180°C

TABELLA O-RING VITON®			
RA-RT-RTW			
d Ø Albero *d Ø Shaft*	**Articolo Tenuta** *Article Seal*	**Articolo Tenuta** *Article Seal*	**Articolo Controfaccia** *Article Counterface*
10	**OFV.10**	**ORV.110**	**OFV.10**
12	**OFV.12**	**ORV.12**	**OFV.12**
14	**OFV.14**	**ORV.14**	**OFV.14**
15	**ORV.116**	**ORV.115**	**OFV.15**
16	**ORV.116**	**ORV.16**	**OFV.16**
18	**ORV.26**	**ORV.118**	**OFV.18**
20	**ORV.120**	**ORV.16**	**OFV.20**
22	**OFV.22**	**ORV.22**	**OFV.22**
24	**OFV.24**	**ORV.24**	**OFV.24**
25	**OFV.25**	**ORV.25**	**OFV.25**
28	**OFV.28**	**ORV.28**	**OFV.28**
30	**OFV.30**	**ORV.30**	**OFV.30**
32	**OFV.32**	**ORV.32**	**OFV.32**
35	**OFDV.33**	**ORV.35**	**OFV.35**
38	**ORV.138**	**ORV.238**	**OFV.38**
40	**ORV.40**	**ORV.140**	**OFV.40**

EPDM

IMPIEGHI
Acqua, acidi, alcoli, acetati, vapori (NO idrocarburi)
-45°C +150°C

USES
Water, acids, alcohol, acetate, vapor (NO hydrocarbons)
-45°C +150°C

TABELLA O-RING EPDM			
RA-RT-RTW			
d Ø Albero *d Ø Shaft*	**Articolo Tenuta** *Article Seal*	**Articolo Tenuta** *Article Seal*	**Articolo Controfaccia** *Article Counterface*
-	-	-	-
12	**OFE.12**	**ORE.12**	**OFE.12**
14	**OFE.14**	**ORE.14**	**OFE.14**
15	**OFE.15**	**ORE.115**	**OFE.15**
16	**OFE.17**	**ORE.16**	**OFE.17**
18	**ORE.118**	**ORE.218**	**OFE.20**
20	**OFE.20**	**OFE.17**	**OFE.20**
22	**OFE.24**	**ORE.22**	**OFE.24**
24	**OFE.24**	**ORE.24**	**OFE.24**
25	**OFE.25**	**ORE.25**	**OFE.25**
28	**OFE.32**	**ORE.28**	**OFE.32**
30	**OFE.32**	**ORE.30**	**OFE.32**
32	**OFE.32**	**ORE.32**	**OFE.32**
35	**OFDE.32**	**ORE.35**	**OFE.35**
38	-	-	-
40	**OFE.35**	**ORE.140**	**OFE.40**

TENUTE MECCANICHE TIPO LOWARA

LOWARA MECHANICAL SEALS TYPE

SERIE / *SERIES* **TL**



TENUTA: Acciaio AISI 316 e carbone sintetico. Guarnizioni NBR.
CONTROFACCIA: Allumina - Guarnizioni NBR.
APPLICAZIONE: Tenuta meccanica a senso di rotazione indipendente per impieghi universali.
LIMITI D'IMPIEGO: p = 12 atm - t = -20°C ÷ +90°C - v = 10 m/s

SEAL: *AISI 316 steel and synthetic carbon. NBR rubber gaskets.*
COUNTERFACE: *Alumina - NBR rubber gaskets.*
APPLICATION: *Mechanical seal with independent rotation direction for universal use.*
LIMITS OF USE: *p = 12 atm - t = -20°C ÷ +90°C - v = 10 m/s*

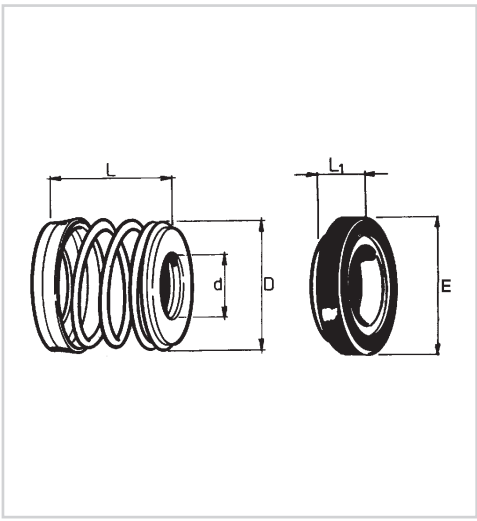

TENUTA COMPLETA DI CONTROFACCIA
SEAL COMPLETE WITH COUNTERFACE

Articolo *Art.*	d Ø Albero *d Ø Shaft*	D	L Lung. lavoro *L Working length*	E	L_1
TL.505	8	22	15.5	26	5.5
TL.506	10	22	15.5	26	5.5
TL.507	11	22	15.5	30	6
TL.508	12	22	15.5	26	5.5
TL.510	13	31	13	29.5	8
TL.511	14	31	13	29.5	8
TL.512	15	31	13	29.5	8
TL.513	16	31	13	29.5	8
TL.519	19	32	13	42	8
TL.514	20	44	13	42	8
TL.515	25	48	17	42	7
TL.516	30	59	22	52	12

TENUTE MECCANICHE TIPO JACUZZI

JACUZZI MECHANICAL SEALS TYPE

SERIE / *SERIES* **TJ**



TENUTA: Acciaio AISI 304 e carbone sintetico - Guarnizioni NBR.
CONTROFACCIA: Allumina - Guarnizioni NBR.
APPLICAZIONE: Tenuta meccanica per impieghi universali, a senso di rotazione indipendente.
LIMITI D'IMPIEGO: p = 12 atm - t = -20°C ÷ +90°C - v = 10 m/s

SEAL: *AISI 304 steel and synthetic carbon - NBR rubber gaskets.*
COUNTERFACE: *Alumina - NBR rubber gaskets.*
APPLICATION: *Mechanical seal for universal use with independent rotation direction.*
LIMITS OF USE: *p = 12 atm - t = -20°C ÷ +90°C - v = 10 m/s.*

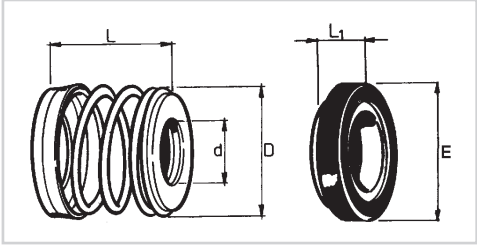

TENUTA COMPLETA DI CONTROFACCIA
SEAL COMPLETE WITH COUNTERFACE

Articolo *Art.*	d Ø Albero *d Ø Shaft*	D	L Lung. lavoro *L Working length*	E	L_1
TJ.10	19.05	32	22	35	11
TJ.11	25.4	42	27	41.5	11
TJ.12	31.75	52	49	47.6	11



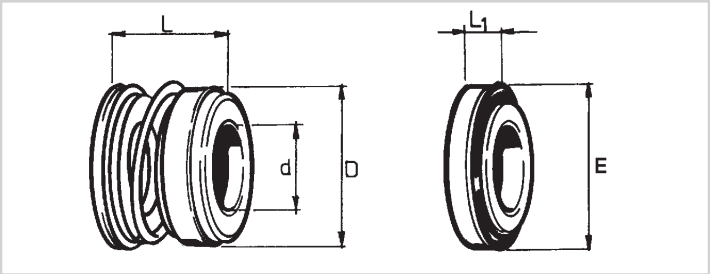

TENUTA
Corpo tenuta in acciaio AISI 304 e carbone sintetico.
Guarnizioni NBR.

CONTROFACCIA
Allumina o acciaio AISI 420 - Guarnizioni NBR.

APPLICAZIONE
Tenuta meccanica a senso di rotazione indipendente.
Adattabile su qualsiasi tipo di pompa d'acqua pulita.

LIMITI D'IMPIEGO
p = 10 atm - t = -20°C ÷ +90°C - v = 10 m/s

SEAL
Seal body in AISI 304 steel and synthetic carbon.
NBR rubber gaskets.

COUNTERFACE
Alumina or AISI 420 stainless steel - NBR rubber gaskets.

APPLICATION
Mechanical seal with independent rotation direction.
Adaptable to any type of water clear pump.

LIMITS OF USE
p = 10 atm - t = -20°C ÷ +90°C - v = 10 m/s

TENUTA COMPLETA DI CONTROFACCIA / *SEAL COMPLETE WITH COUNTERFACE*

Articolo *Art.*	**d Ø Albero** *d Ø Shaft*	**D**	**L Lung. lavoro** *L Working length*	**E**	**L_1**
MT.53	11	22	16	20.6	5.5
MT.54	12	22	15.5	20.6	5.5
MT.55	13	27	18	23.1	6
MT.56	14	27	22	23.1	6
MT.57	15	28	18	26.9	7
MT.58	16	28	23	26.9	7
MT.60	18	32	24	30.9	8
MT.61	19	32	25	30.9	8
MT.62	20	32	22	30.9	8
MT.63 *	22	39	25	35.4	8
MT.65 *	25	42	27	38.2	8.5
MT.68 *	30	52	30	43.3	9
MT.72	40	62	39	60.5	11.5
MT.74 •	45	65	41	65.5	11.5

*** CERAMICA** *CERAMIC*

*** IN ESAURIMENTO** *RUNNING OUT*

TENUTE MECCANICHE ADATTABILI

COMPATIBLE MECHANICAL SEALS

SERIE / *SERIES* **TGU-GRW**

GRUNDFOS



Tenuta e controfaccia in carburo di silicio / Guarnizioni EPDM.
Silicon carbide seal and counterface / EPDM rubber gasket.

LIMITI D'IMPIEGO
p = 10 kg/cm² - v = 10 m/s - t = -40° +150°C

Limits of use
p = 10 kg/cm² - v = 10 m/s - t = -40° +150°C

Per pompe / *For pumps*
STYLE A, STYLE B, STYLE C, CHI, CHIE, CRK, SPK, CR, CRN, DNM, DNP, CLM, LP, LM, NP, NM, TR, TPD&AB.

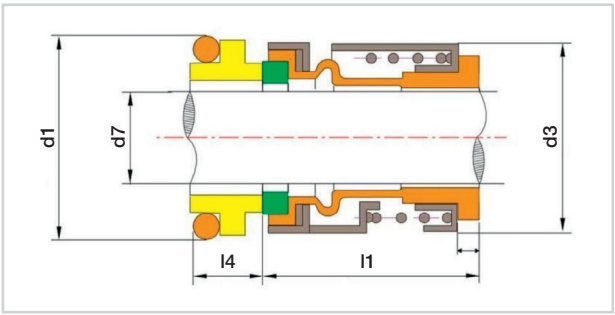

TENUTA COMPLETA DI CONTROFACCIA
SEAL COMPLETE WITH COUNTERFACE

Articolo *Art.*	d7	d3	l1	d1	l4
TGU.12	12	22	32	23	8
TGU.16	16	26	32	27	7.5

GRUNDFOS / DAB



Tenuta e controfaccia Widia / Guarnizioni Viton® (FKM).
Seal and counterface Widia / Rubber gasket Viton® (FKM).

LIMITI D'IMPIEGO
Max 10 Bar / -30° +200°C (120°C in acqua)

Limits of use
Max 10 Bar / -30° +200°C (120°C in the water)

Per pompe / *For pumps*
STYLE A, STYLE B, STYLE C, CHI, CHIE, CRK, SPK, CP, CR, CRN, DNM, DNP, CLP, LP, LM, NP, NM, TP, TPD&AP, CR2, CR4, CRK2, CRK4, SPK2, SPK4, CR(N)8, CR(N)16.

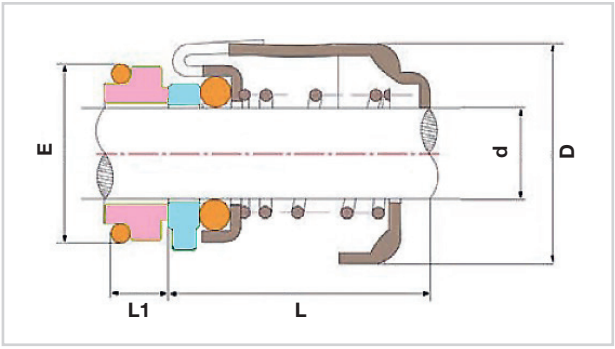

TENUTA COMPLETA DI CONTROFACCIA
SEAL COMPLETE WITH COUNTERFACE

Articolo *Art.*	d	D	L Lung. lavoro *Working length*	E	L_1
GRW.12	12	29.5	43	23.5	8
GRW.16	16	34	52.5	27.6	11.5

GRUNDFOS



Tenuta e controfaccia Silicio-Grafite / Guarnizioni EPDM.
Seal and Counterface Silicon-Graphite / EPDM rubber gasket.

LIMITI D'IMPIEGO
Max 12 Bar / -40° +140°C

Limits of use
Max 12 Bar / -40° +140°C

Per pompe / *For pumps*
JP, CH8, CH12, CRK(I)2, CRK(I)4, SPK1, SPK2, SPK4, SPK8, CR2, CR4.

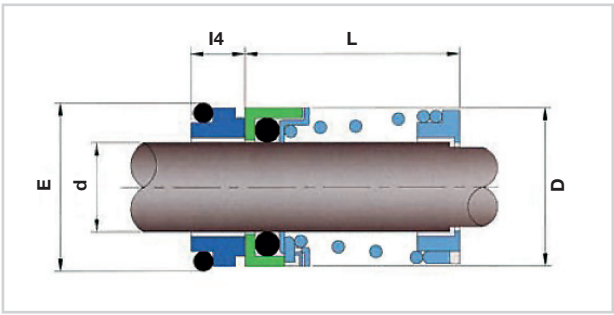

TENUTA COMPLETA DI CONTROFACCIA
SEAL COMPLETE WITH COUNTERFACE

Articolo *Art.*	**d**	**D**	**L** **Lung. lavoro** *Working length*	**E**	**L_1**
GRS.12	12	22	36.5	23	8

NOCCHI



Tenuta e controfaccia Widia-Grafite / Guarnizioni Viton® (FKM).
Seal and counterface Widia-Graphite / Rubber gasket Viton® (FKM).

LIMITI D'IMPIEGO
Max 10 Bar / -30° +200°C (120°C in acqua)

Limits of use
Max 10 Bar / -30° +200°C (120°C in the water)

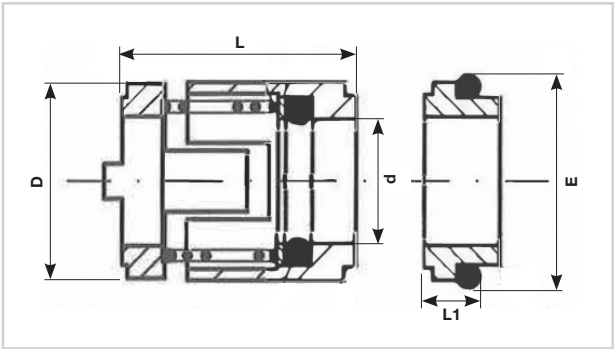

TENUTA COMPLETA DI CONTROFACCIA
SEAL COMPLETE WITH COUNTERFACE

Articolo *Art.*	**d**	**D**	**L** **Lung. lavoro** *Working length*	**E**	**L_1**
TN.16	16	26	34	27	7

TENUTE A CARTUCCIA ADATTABILI

COMPATIBLE CARTRIDGE SEALS

SERIE / *SERIES* **TGE-TGC**



Tenuta e controfaccia in silicio-silicio.
Guarnizioni Viton® (FKM).

Silicon-silicon seal and counterface.
Rubber gasket Viton® (FKM).

Per pompe / *For pumps*
STYLE A, STYLE MTR, CR1, CR3, CR5, CR10, CR15, CR20, CR32, CR45, CR64, CR90, CRN1, CRN3, CRN5, CRN10, CRN20, CRN32, CRN45, CRN64, CRN90.

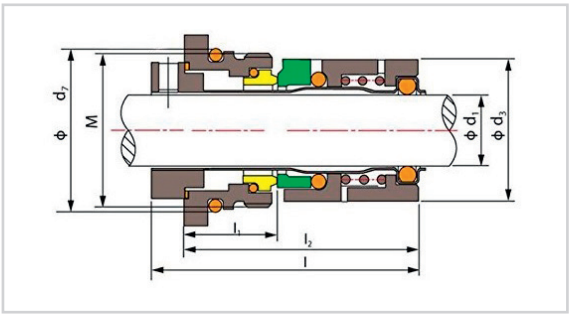

TENUTA COMPLETA DI CONTROFACCIA
SEAL COMPLETE WITH COUNTERFACE

Articolo *Art.*	d1	d7	d3	m	l	l1	l2
TGE.12	12	29	25	28x1.5	55	19	30
TGE.16	16	34	30.5	33x1.5	57.5	20	30.5



Tenuta e controfaccia in silicio-silicio.
Guarnizioni Viton® (FKM).

Silicon-silicon seal and counterface.
Rubber gasket Viton® (FKM).

Per pompe / *For pumps*
STYLE MTR, CR32, CR45, CR64, CR90, CRN32, CRN45, CRN64, CRN90.

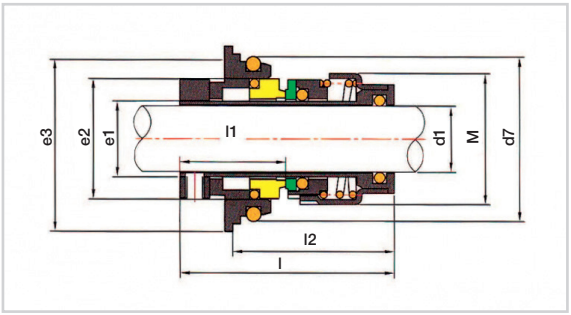

TENUTA COMPLETA DI CONTROFACCIA
SEAL COMPLETE WITH COUNTERFACE

Articolo *Art.*	d1	d7	e1	e2	e3	m	l1	l2	l
TGC.22	22	50	24.5	39	60	42	35	54.5	72

TENUTE MECCANICHE DOPPIE ADATTABILI

COMPATIBLE DOUBLE MECHANICAL SEALS

SERIE / *SERIES* **DTE-DT-DTZ**



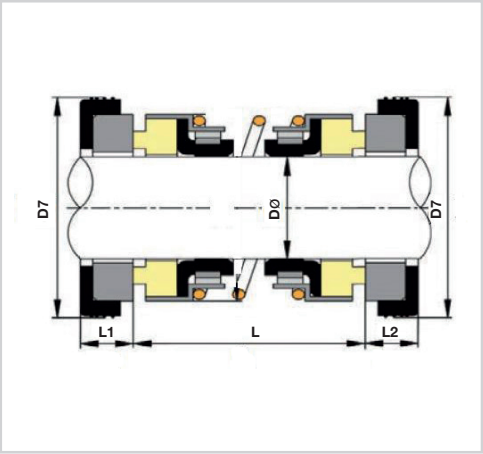

TENUTA: Carburo di silicio - Carburo di silicio / Guarnizioni Viton® (FKM).
CONTROFACCIA: Grafite - Ceramica.
APPLICAZIONE: Tenuta doppia a molla cilindrica per liquidi puliti, senso di rotazione indipendente.
LIMITI D'IMPIEGO: Max 10 Bar / -25°C +90°C

SEAL: *Silicon carbide - Silicon carbide / Rubber gasket Viton® (FKM).*
COUNTERFACE: *Graphite - Ceramic.*
APPLICATION: *Double mechanical seal with cylindrical spring for clean liquids, independent rotation.*
LIMITS OF USE: *Max 10 bar / -25°C +90°C*

EBARA

Articolo *Art.*	**d Ø Albero** *d Ø Shaft*	**D7**	**L Lung. lavoro** *L Working length*	**L1**	**L2**
DTE.14	14	30	26	5	5
DTE.15	15	30	26	5	5
DTE.16	16	30	26	5	5

ZENITH

Articolo *Art.*	**d Ø Albero** *d Ø Shaft*	**D7**	**L Lung. lavoro** *L Working length*	**L1**	**L2**
DTZ.18	18	35.3	31	3.6	3.6

ADATTABILI / *COMPATIBLE*

Articolo *Art.*	**d Ø Albero** *d Ø Shaft*	**D7**	**L Lung. lavoro** *L Working length*	**L1**	**L2**
DT.12	12	24.5	37	5	5.5
DT.14	14	28.5	37	6.5	5.5
DT.16	16	28.5	42	7	7
DT.18	18	33.5	38	5	5
DT.20	20	36.5	38	6.5	6.5
DT.30	30	45.5	49	7.5	7.5



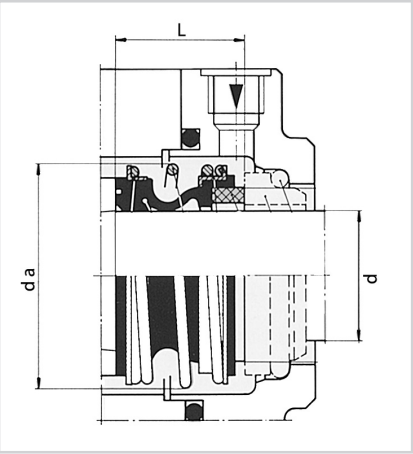

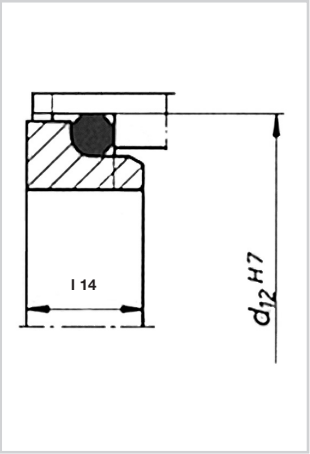

TENUTA
Acciaio AISI 316 e carburo di silicio - Guarnizioni in VITON® (FKM).

CONTROFACCIA
Carburo di silicio - Guarnizioni in VITON® (FKM).

APPLICAZIONE
Tenuta meccanica a senso di rotazione indipendente usata per acqua e acqua sporca.
Temperatura massima 130°C.
Non utilizzare in acidi e prodotti chimici in generale.

SEAL
AISI 316 steel and silicon carbide - VITON® (FKM) gaskets.

COUNTERFACE
Silicon carbide - VITON® (FKM) gaskets.

APPLICATION
Mechanical seal with independent rotation direction used for water and foul water.
Maximum temperature 130°C.
Do not use in acids or chemicals in general.

TENUTA COMPLETA DI CONTROFACCIA / *SEAL COMPLETE WITH COUNTERFACE*

Articolo *Art.*	**d Ø Albero** *d Ø Shaft*	**da**	**L Lung. lavoro** *L Working length*	**d12**	**l14**
EMG1/12G4	12	25	15	21.6	5.6
EMG1/16G4	16	28.5	17	28	7.5
EMG1/20G4	20	37	21.5	35	7.5
EMG1/24G4	24	42.5	22.5	38	7.5
EMG1/25G4	25	38	23	38	7.5
EMG1/28G4	28	49	26.5	42	9
EMG1/30G4	30	49	26.5	45	10.5
EMG1/35G4	35	57	28.5	52	11
EMG1/40G4	40	62	30	58	12.8



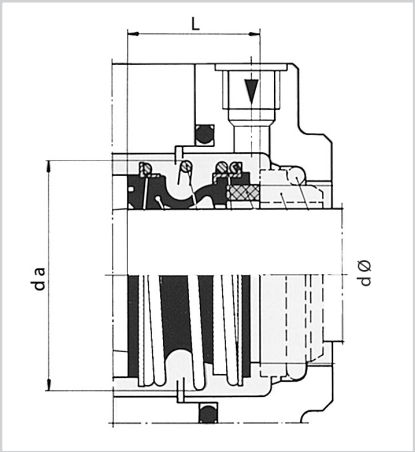

DIN 24960
EN 12756

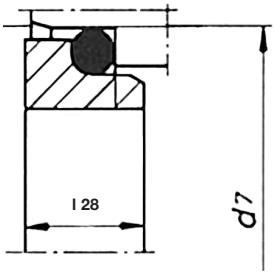

TENUTA
Acciaio AISI 316 e carburo di silicio - Guarnizioni in VITON® (FKM).

CONTROFACCIA
Carburo di silicio - Guarnizioni in VITON® (FKM).

APPLICAZIONE
Tenuta meccanica a senso di rotazione indipendente usata per acqua e acqua sporca. Temperatura massima 130°C.
Non utilizzare in acidi e prodotti chimici in generale.

N.B. La controfaccia viene fornita di serie con lo stazionario con O-RING. Su richiesta è possibile fornire lo stazionario con cappuccio.

SEAL
AISI 316 steel and silicon carbide - VITON® (FKM) gaskets.

COUNTERFACE
Silicon carbide - VITON® (FKM) gaskets.

APPLICATION
Mechanical seal with independent rotation direction used for water and foul water. Maximum temperature 130°C.
Do not use in acids or chemicals in general.

N.B. *The counterface is supplied standard with the stationary part with O-ring. On request the stationary part can be supplied with cap.*

TENUTA COMPLETA DI CONTROFACCIA / *SEAL COMPLETE WITH COUNTERFACE*

Articolo *Art.*	**d Ø Albero** *d Ø Shaft*	**da**	**L Lung. lavoro** *L Working length*	**d7**	**l28**
EMG1/16G6	16	28.5	17	27	6.6
EMG1/18G6	18	32	19.5	33	7.5
EMG1/20G6	20	37	21.5	35	7.5
EMG1/22G6	22	37	21.5	37	7.5
EMG1/24G6	24	42.5	22.5	39	7.5
EMG1/25G6	25	42.5	23	40	7.5
EMG1/28G6	28	49	26.5	43	7.5
EMG1/30G6	30	49	26.5	45	7.5
EMG1/32G6	32	53.5	27.5	48	7.5
EMG1/33G6	33	53.5	27.5	48	7.5
EMG1/35G6	35	57	28.5	50	7.5
EMG1/38G6	38	59	30	56	9
EMG1/40G6	40	62	30	58	9

ORIGINAL BURGMANN SEALS

SERIE / *SERIES* **EMG12/G6**



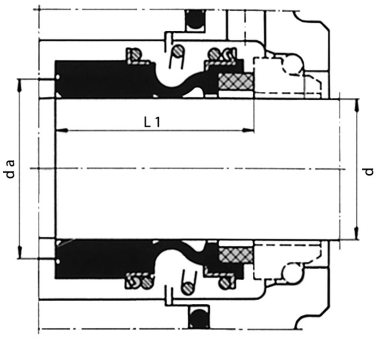

DIN 24960
EN 12756

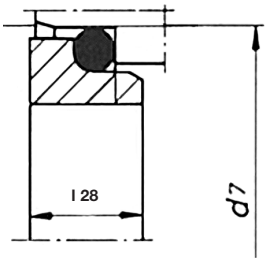

TENUTA
Acciaio AISI 316 e carburo di silicio - Guarnizioni in VITON® (FKM).

CONTROFACCIA
Carburo di silicio - Guarnizioni in VITON® (FKM).

APPLICAZIONE
Tenuta meccanica a senso di rotazione indipendente usata per acqua e acqua sporca.
Temperatura massima 130°C. Non utilizzare in acidi e prodotti chimici in generale.

N.B. La controfaccia viene fornita di serie con lo stazionario con O-RING. Su richiesta è possibile fornire lo stazionario con cappuccio.

SEAL
AISI 316 steel and silicon carbide - VITON® (FKM) gaskets.

COUNTERFACE
Silicon carbide - VITON® (FKM) gaskets.

APPLICATION
Mechanical seal with independent rotation direction used for water and foul water.
Maximum temperature 130°C. Do not use in acids or chemicals in general.

N.B. *The counterface is supplied standard with the stationary part with O-ring. On request the stationary part can be supplied with cap.*

TENUTA COMPLETA DI CONTROFACCIA / *SEAL COMPLETE WITH COUNTERFACE*

Articolo *Art.*	**d Ø Albero** *d Ø Shaft*	**da**	**L Lung. lavoro** *L Working length*	**d7**	**l28**
EMG12/16G6	16	28.5	28.4	27	6.6
EMG12/18G6	18	32	30	33	7.5
EMG12/20G6	20	37	30	35	7.5
EMG12/22G6	22	37	30	37	7.5
EMG12/24G6	24	42.5	32.5	39	7.5
EMG12/25G6	25	42.5	32.5	40	7.5
EMG12/28G6	28	49	35	43	7.5
EMG12/30G6	30	49	35	45	7.5
EMG12/32G6	32	53.5	35	48	7.5
EMG12/33G6	33	53.5	35	48	7.5
EMG12/35G6	35	57	35	50	7.5
EMG12/38G6	38	59	36	56	9
EMG12/40G6	40	62	36	58	9

ORIGINAL BURGMANN SEALS

SERIE / *SERIES* **EMG13/G6**



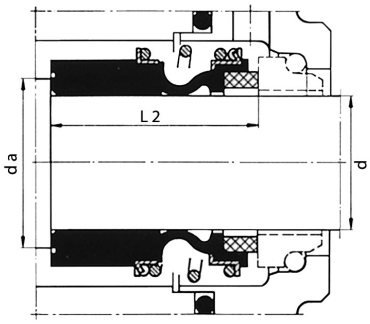

DIN 24960
EN 12756

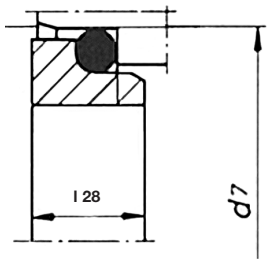

TENUTA
Acciaio AISI 316 e carburo di silicio - Guarnizioni in VITON® (FKM).

CONTROFACCIA
Carburo di silicio - Guarnizioni in VITON® (FKM).

APPLICAZIONE - Tenuta meccanica a senso di rotazione indipendente usata per acqua e acqua sporca. Temperatura massima 130°C. Non utilizzare in acidi e prodotti chimici in generale.

SEAL
AISI 316 steel and silicon carbide - VITON® (FKM) gaskets.

COUNTERFACE
Silicon carbide - VITON® (FKM) gaskets.

APPLICATION
Mechanical seal with independent rotation direction used for water and foul water. Maximum temperature 130°C. Do not use in acids or chemicals in general.

TENUTA COMPLETA DI CONTROFACCIA / *SEAL COMPLETE WITH COUNTERFACE*

Articolo *Art.*	**d Ø Albero** *d Ø Shaft*	**da**	**L Lung. lavoro** *L Working length*	**d7**	**l28**
EMG13/20G6	20	37	37.5	35	7.5
EMG13/25G6	25	42.5	42.5	40	7.5
EMG13/28G6	28	49	42.5	43	7.5
EMG13/38G6	38	59	46.0	56	9

TENUTE MECCANICHE ADATTABILI

COMPATIBLE MECHANICAL SEALS

SERIE / *SERIES* **FG1CE**





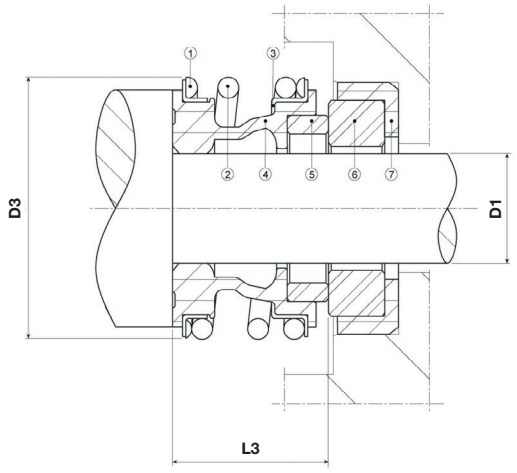

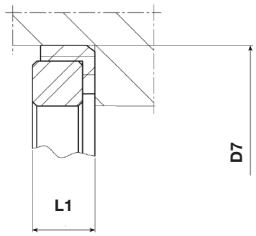

CONTROFACCIA TIPO CGR60
COUNTERFACE TYPE CGR60

INTERCAMBIABILI CON TENUTE ORIGINALI. APPLICABILI PRINCIPALMENTE SU POMPE DELLE SEGUENTI MARCHE: MARELLI, LOWARA, EBARA, PEDROLLO, F.I.P.S., WILO

TENUTA
Grafite. Molla acciaio AISI 316. Guarnizioni in NBR.

CONTROFACCIA
Allumina. Guarnizioni in NBR.

SENSO DI ROTAZIONE
Indipendente

LIMITI D'IMPIEGO
p = 12 bar - v = 10 m/s - t= -30°C +125°C

SUITABLE WITH ORIGINAL SEALS. SUITABLE FOR THE FOLLOWING PUMP BRANDS: MARELLI, LOWARA, EBARA, PEDROLLO, F.I.P.S., WILO

SEAL
Graphite. AISI 316 steel spring. NBR gaskets.

COUNTERFACE
Alumina. NBR gaskets.

DIRECTION OF ROTATION
Independent

LIMITS OF USE
p = 12 bar - v = 10 m/s - t= -30°C +125°C

TENUTA *Seal*				CONTROFACCIA TIPO CGR60 (CUFFIA) *Counterface type CGR60 (cap)*		
Articolo *Art.*	**D1**	**D3**	**L3**	**Articolo** *Art.*	**D7**	**L1**
FG1CE.12A	12	25	15	**CGR60.12A**	23	6.6
FG1CE.12B	12	22	8.3	**CGR60.12B**	24	3.7
FG1CE.14	14	28.5	17	**CGR60.14 ***	25	6.6
FG1CE.15	15	28.5	17	**CGR60.15 ***	25	6.6
FG1CE.16	16	28.5	17	**GR60.16**	27	6.6
FG1CE.17	17	32	19.5	**CGR60.17 ***	33	7.5
FG1CE.18	18	32	19.5			
FG1CE.19	19	36	21.5	**CGR60.19**	35	7.5
FG1CE.20	20	36	21.5	**CGR60.20**	35	7.5
FG1CE.22	22	36	21.5	**CGR60.22**	37	7.5
FG1CE.24	24	41	22.5	**CGR60.24**	39	7.5
FG1CE.25	25	41	23	**CGR60.25**	40	7.5
FG1CE.28	28	49	26.5	**CGR60.28**	43	7.5
FG1CE.30	30	49	26.5	**CGR60.30**	45	7.5
FG1CE.32	32	53.5	27.5	**CGR60.32**	48	7.5
FG1CE.35	35	57	28.5	**CGR60.35**	50	7.5
FG1CE.38	38	59	30	**CGR60.38**	56	9
FG1CE.40	40	62	30	**CGR60.40 ***	58	9
FG1CE.45	45	68	30	**CGR60.45**	63	9
FG1CE.50	50	74	28.5	**CGR60.50**	70	9.5
FG1CE.60	60	88.5	38	**CM60.60 ****	80	11
FG1CE.70	70	99.5	40	**CGR60.70**	92	11.3

*** La controfaccia CGR60.14, CGR60.15, CGR60.17 e CGR60.40 è fornibile SOLO IN SILICIO/NBR.**
Counterface CGR60.14, CGR60.15, CGR60.17 and CGR60.40 can be supplied ONLY in Silicon/NBR.

**** La controfaccia CM60.60 è fornibile SOLO IN SILICIO/VITON® (FKM).**
Counterface art. CM60.60 can be supplied ONLY in Silicon/VITON® (FKM).

TENUTE MECCANICHE ADATTABILI

COMPATIBLE MECHANICAL SEALS

SERIE / *SERIES* **FG1**







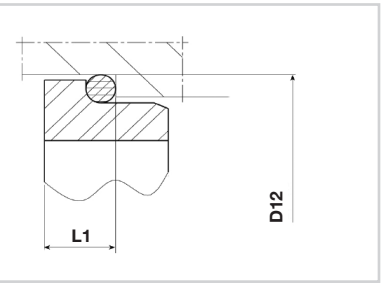

CONTROFACCIA TIPO CS4
COUNTERFACE TYPE CS4

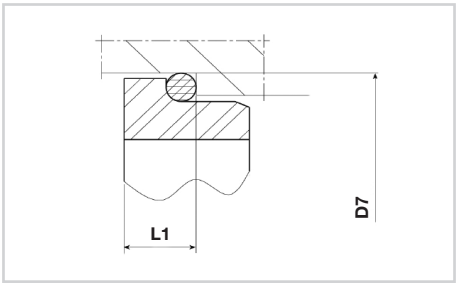

CONTROFACCIA TIPO CC6
COUNTERFACE TYPE CC6

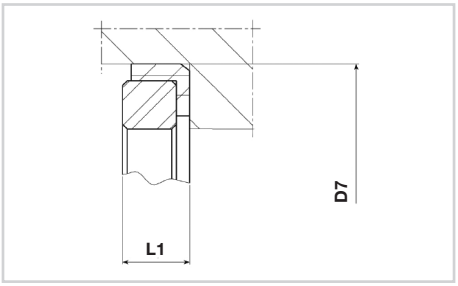

CONTROFACCIA TIPO CM60
COUNTERFACE TYPE CM60

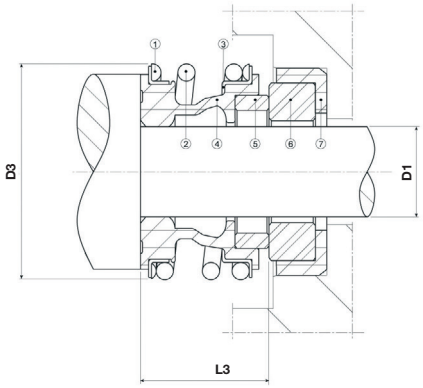

INTERCAMBIABILI CON TENUTE ORIGINALI.
APPLICABILI PRINCIPALMENTE SU POMPE DELLE SEGUENTI MARCHE:
MARELLI, LOWARA, EBARA, PEDROLLO, F.I.P.S., WILO

TENUTA: Carburo di silicio. Molla acciaio AISI 316. Guarnizioni in VITON® (FKM).

CONTROFACCIA: Carburo di silicio. Guarnizioni in VITON® (FKM).

SENSO DI ROTAZIONE: Indipendente

LIMITI D'IMPIEGO
p = 12 bar - v = 10 m/s - t = -30°C +200°C (acqua calda max 120°C)

SUITABLE WITH ORIGINAL SEALS.
SUITABLE FOR THE FOLLOWING PUMP BRANDS:
MARELLI, LOWARA, EBARA, PEDROLLO, F.I.P.S., WILO

SEAL: *Silicon carbide. AISI 316 steel spring. VITON® (FKM) gaskets.*

COUNTERFACE: *Silicon carbide. VITON® (FKM) gaskets.*

DIRECTION OF ROTATION: *Independent*

LIMITS OF USE
p = 12 bar - v = 10 m/s - t = -30°C +200°C (hot water max 120°C)

DELL'ERBA

TENUTA *Seal*				CONTROFACCIA TIPO CS4 (O-RING) *Counterface type CS4 (o-ring)*			CONTROFACCIA TIPO CC6 (O-RING) CON MISURE DI MONTAGGIO DIN 24960 - EN 12756 *Counterface type CC6 (o-ring) with DIN 24960 EN 12756 sizes*			CONTROFACCIA TIPO CM60 (CUFFIA) CON MISURE DI MONTAGGIO DIN 24960 - EN 12756 *Counterface type CM60 (cap) with DIN 24960 EN 12756 sizes*		
Articolo *Art.*	**D1**	**D3**	**L3**	**Articolo** *Art.*	**D12**	**L1**	**Articolo** *Art.*	**D7**	**L1**	**Articolo** *Art.*	**D7**	**L1**
FG1.12	12	25.5	15	**CS4.12**	21.6	5.6	**CC6.12**	23	6.6	**CM60.12**	23	6.6
FG1.14	14	28.5	17	**CS4.14**	24.6	6.6	**CC6.14**	25	6.6	**CM60.14**	25	6.6
FG1.15	15	28.5	17	**CS4.15**	24.6	6.6	**CC6.15**	25	6.6	**CM60.15**	25	6.6
FG1.16	16	28.5	17	**CS4.16**	28	7.5	**CC6.16**	27	6.6	**CM60.16**	27	6.6
FG1.18	18	32	19.5	**CS4.18**	30	8	**CC6.18**	33	7.5	**CM60.18**	33	7.5
FG1.20	20	36	21.5	**CS4.20**	35	7.5	**CC6.20**	35	7.5	**CM60.20**	35	7.5
FG1.22	22	36	21.5	**CS4.22**	35	7.5	**CC6.22**	37	7.5	**CM60.22**	37	7.5
FG1.24	24	41	22.5	**CS4.24**	38	7.5	**CC6.24**	39	7.5	**CM60.24**	39	7.5
FG1.25	25	41	23	**CS4.25**	38	7.5	**CC6.25**	40	7.5	**CM60.25**	40	7.5
FG1.28	28	49	26.5	**CS4.28**	42	9	**CC6.28**	43	7.5	**CM60.28**	43	7.5
FG1.30	30	49	26.5	**CS4.30**	45	10.5	**CC6.30**	45	7.5	**CM60.30**	45	7.5
FG1.32	32	53.5	27.5	**CS4.32**	48	10.5	**CC6.32**	48	7.5	**CM60.32**	48	7.5
FG1.33	33	53.5	27.5	**CS4.33**	50	10.5	**CC6.33**	48	7.5	**CM60.33**	48	7.5
FG1.35	35	57	28.5	**CS4.35**	52	11	**CC6.35**	50	7.5	**CM60.35**	50	7.5
FG1.38	38	59	30	**CS4.38**	55	10.3	**CC6.38**	56	9.0	**CM60.38**	56	9.0
FG1.40	40	62	30	**CS4.40**	58	10.8	**CC6.40**	58	9.0	**CM60.40**	58	9.0
FG1.43	43	65.5	30	**CS4.43**	62	11.6	**CC6.43**	61	9.0	**CM60.43**	61	9.0
FG1.45	45	68	30	**CS4.45**	64	11.6	**CC6.45**	63	9.0	**CM60.45**	63	9.0
FG1.48	48	70.5	30.5	**CS4.48**	68.4	11.6	**CC6.48**	66	9.0	**CM60.48**	66	9.0
FG1.50	50	74	30.5	**CS4.50**	69.3	11.6	**CC6.50**	70	9.5	**CM60.50**	70	9.5
FG1.53	53	78.5	33	**CS4.53**	72.3	12.3	**CC6.53**	73	11.0	**CM60.53**	73	11.0
FG1.55	55	81	35	**CS4.55**	75.4	13.3	**CC6.55**	75	11.0	**CM60.55**	75	11.0
FG1.60	60	88.5	38	**CS4.60**	80.4	13.3	**CC6.60**	80	11.0	**CM60.60**	80	11.0
FG1.65	65	93.5	40	**CS4.65**	85.4	13	**CC6.65**	85	11.0	**CM60.65**	85	11.0
FG1.70	70	99.5	40	**CS4.70**	92	13	**CC6.70**	92	11.3	**CM60.70**	92	11.3
FG1.75	75	107	40	**CS4.75**	99	14.8	**CC6.75**	97	11.3	**CM60.75**	97	11.3
FG1.80	80	112	40	**CS4.80**	104	14.8	**CC6.80**	105	12.0	**CM60.80**	105	12.0
FG1.90	90	127	45	**CS4.90**	114	14.8	**CC6.90**	115	14.0	**CM60.90**	115	14.0
FG1.100	100	137	47	**CS4.100**	123.3	15.8	**CC6.100**	125	14.0	**CM60.100**	125	14.0

Su richiesta è possibile fornire tenute con diametri diversi da quelli illustrati.
Seals with different diameters from those listed can be supplied on request.

TENUTE MECCANICHE ADATTABILI

COMPATIBLE MECHANICAL SEALS

SERIE / *SERIES* **FG2**







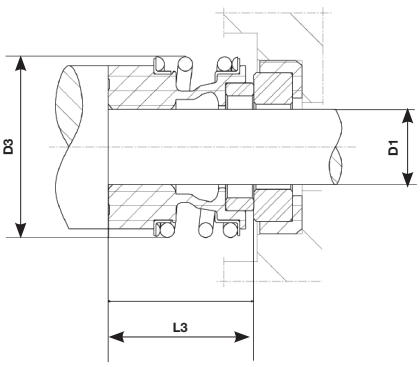

INTERCAMBIABILI CON TENUTE ORIGINALI.
APPLICABILI PRINCIPALMENTE SU POMPE DELLE SEGUENTI MARCHE: ROBUSCHI, F.I.P.

TENUTA
Carburo di silicio. Molla acciaio AISI 316. Guarnizioni in VITON® (FKM).

CONTROFACCIA
Carburo di silicio. Guarnizioni in VITON® (FKM).

SENSO DI ROTAZIONE
Indipendente

LIMITI D'IMPIEGO
p = 12 bar - v = 10 m/s - t = -30°C +200°C (acqua calda max 120°C)

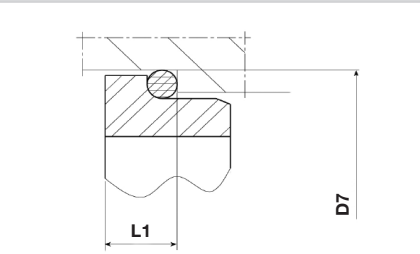

CONTROFACCIA TIPO CC6/CS4
COUNTERFACE TYPE CC6/CS4

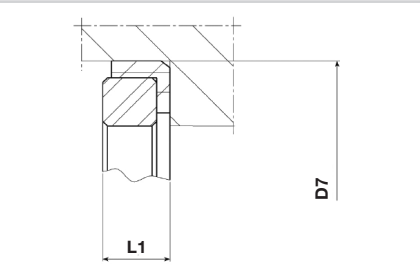

CONTROFACCIA TIPO CM60
COUNTERFACE TYPE CM60

SUITABLE WITH ORIGINAL SEALS.
SUITABLE FOR THE FOLLOWING PUMP BRANDS: ROBUSCHI, F.I.P.

SEAL
Silicon carbide. AISI 316 steel spring. VITON® (FKM) gaskets.

COUNTERFACE
Silicon carbide. VITON® (FKM) gaskets.

DIRECTION OF ROTATION
Independent

LIMITS OF USE
p = 12 bar - v = 10 m/s - t = -30°C +200°C (hot water max 120°C)

TENUTA *Seal*				CONTROFACCIA TIPO CS4 (O-RING) *Counterface type CS4 (o-ring)*			CONTROFACCIA TIPO CC6 (O-RING) CON MISURE DI MONTAGGIO DIN 24960 - EN 12756 *Counterface type CC6 (o-ring) with DIN 24960 EN 12756 sizes*			CONTROFACCIA TIPO CM60 (CUFFIA) CON MISURE DI MONTAGGIO DIN 24960 - EN 12756 *Counterface type CM60 (cap) with DIN 24960 EN 12756 sizes*		
Articolo *Art.*	**D1**	**D3**	**L3**	**Articolo** *Art.*	**D12**	**L1**	**Articolo** *Art.*	**D7**	**L1**	**Articolo** *Art.*	**D7**	**L1**
FG2.12	12	25.5	25.9	**CS4.12**	21.6	5.6	**CC6.12**	23	6.6	**CM60.12**	23	6.6
FG2.14	14	28	28.4	**CS4.14**	24.6	6.6	**CC6.14**	25	6.6	**CM60.14**	25	6.6
FG2.15	15	28.5	28.4	**CS4.15**	24.6	6.6	**CC6.15**	25	6.6	**CM60.15**	25	6.6
FG2.16	16	28.5	28.4	**CS4.16**	28	7.5	**CC6.16**	27	6.6	**CM60.16**	27	6.6
FG2.18	18	32	30	**CS4.18**	30	8	**CC6.18**	33	7.5	**CM60.18**	33	7.5
FG2.20	20	36	30	**CS4.20**	35	7.5	**CC6.20**	35	7.5	**CM60.20**	35	7.5
FG2.22	22	36	30	**CS4.22**	35	7.5	**CC6.22**	37	7.5	**CM60.22**	37	7.5
FG2.24	24	41	32.5	**CS4.24**	38	7.5	**CC6.24**	39	7.5	**CM60.24**	39	7.5
FG2.25	25	41	32.5	**CS4.25**	38	7.5	**CC6.25**	40	7.5	**CM60.25**	40	7.5
FG2.28	28	49	35	**CS4.28**	42	9	**CC6.28**	43	7.5	**CM60.28**	43	7.5
FG2.30	30	49	35	**CS4.30**	45	10.5	**CC6.30**	45	7.5	**CM60.30**	45	7.5
FG2.32	32	53.5	35	**CS4.32**	48	10.5	**CC6.32**	48	7.5	**CM60.32**	48	7.5
FG2.33	33	53.5	35	**CS4.33**	50	10.5	**CC6.33**	48	7.5	**CM60.33**	48	7.5
FG2.35	35	57	35	**CS4.35**	52	11	**CC6.35**	50	7.5	**CM60.35**	50	7.5
FG2.38	38	59	36	**CS4.38**	55	10.3	**CC6.38**	56	9.0	**CM60.38**	56	9.0
FG2.40	40	62	36	**CS4.40**	58	10.8	**CC6.40**	58	9.0	**CM60.40**	58	9.0
FG2.43	43	65.5	36	**CS4.43**	62	11.6	**CC6.43**	61	9.0	**CM60.43**	61	9.0
FG2.45	45	68	36	**CS4.45**	64	11.6	**CC6.45**	63	9.0	**CM60.45**	63	9.0
FG2.48	48	70.5	36	**CS4.48**	68.4	11.6	**CC6.48**	66	9.0	**CM60.48**	66	9.0
FG2.50	50	74	38	**CS4.50**	69.3	11.6	**CC6.50**	70	9.5	**CM60.50**	70	9.5
FG2.53	53	78.5	36.5	**CS4.53**	72.3	12.3	**CC6.53**	73	11.0	**CM60.53**	73	11.0
FG2.55	55	81	36.5	**CS4.55**	75.4	13.3	**CC6.55**	75	11.0	**CM60.55**	75	11.0
FG2.60	60	88.5	41.5	**CS4.60**	80.4	13.3	**CC6.60**	80	11.0	**CM60.60**	80	11.0
FG2.65	65	93.5	41.5	**CS4.65**	85.4	13	**CC6.65**	85	11.0	**CM60.65**	85	11.0
FG2.70	70	99.5	48.7	**CS4.70**	92	13	**CC6.70**	92	11.3	**CM60.70**	92	11.3

Su richiesta è possibile fornire tenute con diametri diversi da quelli illustrati.
Seals with different diameters from those listed can be supplied on request.

TENUTE MECCANICHE ADATTABILI SU POMPE KSB

COMPATIBLE MECHANICAL SEALS FOR KSB PUMPS

SERIE / *SERIES* **FG3-CS4-CC6-CM60**







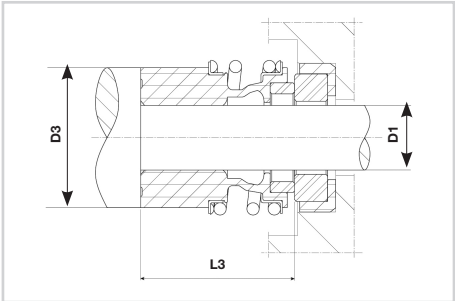

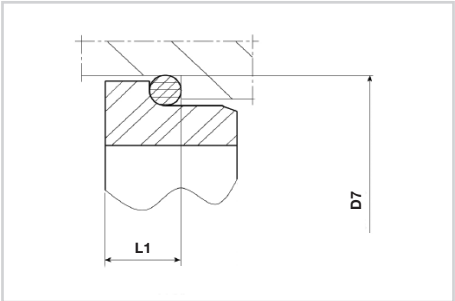

CONTROFACCIA TIPO CC6/CS4
COUNTERFACE TYPE CC6/CS4

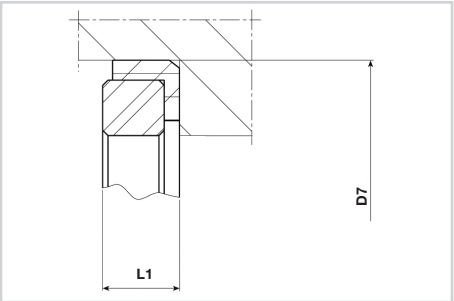

CONTROFACCIA TIPO CM60
COUNTERFACE TYPE CM60

TENUTA
Carburo di silicio, FG3.28G e FG3.38G grafite. Molla acciaio AISI 316. Guarnizioni in VITON® (FKM).
CONTROFACCIA: Carburo di silicio. Guarnizioni in VITON® (FKM).
SENSO DI ROTAZIONE: Indipendente
LIMITI D'IMPIEGO: p = 12 bar - v = 10 m/s - t = -30°C +200°C (acqua calda max 120°C)

SEAL
Silicon carbide, FG3.28G and FG3.38G graphite. AISI 316 steel spring. VITON® (FKM) gaskets.
COUNTERFACE: *Silicon carbide. VITON® (FKM) gaskets.*
DIRECTION OF ROTATION: *Independent*
LIMITS OF USE: *p = 12 bar - v = 10 m/s - t = -30°C +200°C (hot water max 120°C)*

TENUTA *Seal*				**CONTROFACCIA TIPO CS4 (O-RING)** *Counterface type CS4 (o-ring)*			**CONTROFACCIA TIPO CC6 (O-RING) CON MISURE DI MONTAGGIO DIN 24960 - EN 12756** *Counterface type CC6 (o-ring) with DIN 24960 EN 12756 sizes*			**CONTROFACCIA TIPO CM60 (CUFFIA) CON MISURE DI MONTAGGIO DIN 24960 - EN 12756** *Counterface type CM60 (cap) with DIN 24960 EN 12756 sizes*		
Articolo *Art.*	**D1**	**D2**	**L3**	**Articolo** *Art.*	**D7**	**L1**	**Articolo** *Art.*	**D7**	**L1**	**Articolo** *Art.*	**D7**	**L1**
FG3.20	20	36	37.5	**CS4.20**	35	7.5	**CC6.20**	35	7.5	**CM60.20**	35	7.5
FG3.25	25	41	42.5	**CS4.25**	38	7.5	**CC6.25**	40	7.5	**CM60.25**	40	7.5
FG3.28	28	49	42.5	**CS4.28**	42	9	**CC6.28**	43	7.5	**CM60.28**	43	7.5
FG3.28G	28	49	42.5									
FG3.38	38	59	46	**CS4.38**	55	10.3	**CC6.38**	56	9	**CM60.38**	56	9
FG3.38G	38	59	46									
FG3.48	48	70.5	51	**CS4.48**	68.4	11.6	**CC6.48**	66	9	**CM60.48**	66	9

TENUTE MECCANICHE ADATTABILI SU POMPE WILO

COMPATIBLE MECHANICAL SEALS FOR WILO PUMPS

SERIE / *SERIES* **TTO**



TENUTA: Grafite impregnata antimonio. Molla acciaio AISI 316. Guarnizioni EPDM.
CONTROFACCIA: Carburo di silicio.
SENSO DI ROTAZIONE: Indipendente
APPLICAZIONE: Tenuta meccanica usata per acqua e acqua leggermente sporca. Temperatura massima 140°C.

SEAL: *Graphite impregnate antimony. AISI 316 steel spring. EPDM gaskets.*
COUNTERFACE: *Silicon carbide.*
DIRECTION OF ROTATION: *Independent*
APPLICATION: *Mechanical seal used for water and slightly dirty water. Maximum temperature 140°C.*

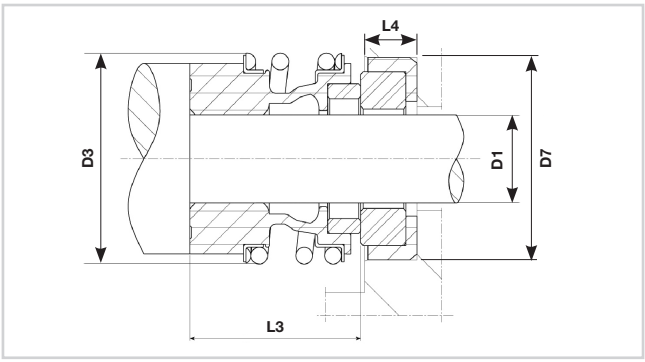

TENUTA COMPLETA DI CONTROFACCIA
SEAL COMPLETE WITH COUNTERFACE

Articolo *Art.*	D1	D3	L3	D7	L4
TTO.17	17	32	19.5	33	7.5
TTO.24	24	41	32.5	39	7.5
TTO.32	32	53.5	33	50.8	12
TTO.43	43	63	36	61	9
TTO.55	55	78	41	76.2	13.5

TENUTE MECCANICHE ADATTABILI PER POMPE ABS

COMPATIBLE MECHANICAL SEALS FOR ABS PUMPS

SERIE / *SERIES* **MG1S**



TENUTA: Carburo di silicio. Molla acciaio AISI 316. Guarnizioni NBR.
CONTROFACCIA: Carburo di silicio.
SENSO DI ROTAZIONE: Indipendente
APPLICAZIONE: Tenuta meccanica usata per acqua e acqua leggermente sporca. Temperatura massima 90°C.

SEAL: *Silicon carbide. AISI 316 steel spring. NBR rubber gaskets.*
COUNTERFACE: *Silicon carbide.*
DIRECTION OF ROTATION: *Independent*
APPLICATION: *Mechanical seal used for water and slightly dirty water. Maximum temperature 90°C.*

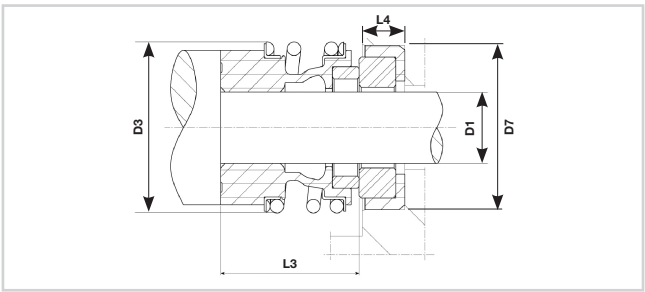

TENUTA COMPLETA DI CONTROFACCIA
SEAL COMPLETE WITH COUNTERFACE

Articolo *Art.*	D1	D3	L3	D7	L4
MG1S.525	25	42.5	23	40.5	8
MG1S.530	30	49	24.5	50.8	9.1

TENUTE MECCANICHE ADATTABILI PER POMPE FLYGT

COMPATIBLE MECHANICAL SEALS WITH FLYGT PUMPS







TENUTE ADATTABILI SU QUALSIASI MODELLO DI POMPA FLYGT
COMPATIBLE MECHANICAL SEALS TO ANY FORM OF PUMP FLYGT

Articolo *Art.*	**d Ø Albero** *d Ø Shaft*	**Materiali** *Materials*	**Modello** *Model*
FL.01S	20	WIDIA/WIDIA/VITON	2024, 206, 2075, 2101, 3080 superiore / *upper*
FL.01I	20	WIDIA/WIDIA/VITON	2024, 206, 2075, 2101, 3080 inferiore / *lower*
FL.02S	20	WIDIA/WIDIA/VITON	3065 superiore / *upper*
FL.02I	20	WIDIA/WIDIA/VITON	3065 inferiore / *lower*
FL.03S	22	WIDIA/WIDIA/VITON	2070, 2102.040, 3080 superiore / *upper*
FL.03I	22	WIDIA/WIDIA/VITON	2070, 2102.040, 3080 inferiore / *lower*
FL.04S	22	WIDIA/WIDIA/VITON	2040, 2102.220, 2102.041, 2102.210, 2071 superiore / *upper*
FL.04I	22	WIDIA/WIDIA/VITON	2040, 2102.220, 2102.041, 2102.210, 2071 inferiore / *lower*
FL.05S	28	WIDIA/WIDIA/VITON	2082, 2090, 2125, 2140 superiore / *upper*
FL.05I	28	WIDIA/WIDIA/VITON	2082, 2090, 2125, 2140 inferiore / *lower*
FL.06S	28	WIDIA/WIDIA/VITON	3101 superiore / *upper*
FL.06I	28	WIDIA/WIDIA/VITON	3101 inferiore / *lower*
FL.07S	35	WIDIA/WIDIA/VITON	2151.010, 3126.090, 3126.180 superiore / *upper*
FL.07I	35	WIDIA/WIDIA/VITON	2151.010, 3126.090, 3126.180 inferiore / *lower*
FL.08S	35	WIDIA/WIDIA/VITON	2084 superiore / *upper*
FL.08I	35	WIDIA/WIDIA/VITON	2084 inferiore / *lower*
FL.09S	35	WIDIA/WIDIA/VITON	2135, 2151.011, 2151.050 superiore / *upper*
FL.09I	35	WIDIA/WIDIA/VITON	2135, 2151.011, 2151.050 inferiore / *lower*
FL.10S	20	CERAMICA/GRAFITE/VITON CERAMIC/GRAPHITE/VITON	2060, 3041.281, 3060, 3067.170, 3067.250, 3068, 3082.120, 3085.170, 3085.180, 3085.890 superiore / *upper*

TENUTE MECCANICHE ADATTABILI PER POMPE FLYGT

COMPATIBLE MECHANICAL SEALS WITH FLYGT PUMPS

TENUTE ADATTABILI SU QUALSIASI MODELLO DI POMPA FLYGT
COMPATIBLE MECHANICAL SEALS TO ANY FORM OF PUMP FLYGT

Articolo *Art.*	**d Ø Albero** *d Ø Shaft*	**Materiali** *Materials*	**Modello** *Model*
FL.10I	20	WIDIA/WIDIA/VITON	2060, 3041.281, 3060, 3067.170, 3067.250, 3068, 3082.120, 3085.170, 3085.180, 3085.890 inferiore / *lower*
FL.11S	25	CERAMICA/GRAFITE/VITON CERAMIC/GRAPHITE/VITON	3102 superiore / *upper*
FL.11I	25	CERAMICA/GRAFITE/VITON CERAMIC/GRAPHITE/VITON	3102 inferiore / *lower*
FL.12S	35	WIDIA/WIDIA/VITON	3129.091, 3129.280, 3126.290, 3129.181 superiore / *upper*
FL.12I	35	WIDIA/WIDIA/VITON	3129.091, 3129.280, 3126.290, 3129.181 inferiore / *lower*
FL.13S	35	WIDIA/WIDIA/VITON	3127, 4440, 5530 superiore / *upper*
FL.13I	35	WIDIA/WIDIA/VITON	3127, 4440, 5530 inferiore / *lower*
FL.14S	45	WIDIA/WIDIA/VITON	2201.011 LT / 3152 / 3140 superiore / *upper*
FL.14I	45	WIDIA/WIDIA/VITON	2201.011 LT / 3152 / 3140 inferiore / *lower*
FL.15	45	WIDIA/WIDIA/VITON	DOUBLE CARTRIDGE MECHANICAL SEAL MTM 4650/4660
FL.16S	60	WIDIA/WIDIA/VITON	2250, 2290, 3200 superiore / *upper*
FL.16I	60	WIDIA/WIDIA/VITON	2250, 2290, 3200 inferiore / *lower*
FL.17S	60	WIDIA/WIDIA/VITON	600, 3201, 3170 superiore / *upper*
FL.17I	60	WIDIA/WIDIA/VITON	600, 3201, 3170 inferiore / *lower*
FL.18	60	WIDIA/WIDIA/VITON	DOUBLE CARTRIDGE MECHANICAL SEAL MTM4670, 4680,7045
FL.19S	90	WIDIA/WIDIA/VITON	3230, 3305, 3355, 3357, 3231, 3306, 3300, 3356, 7050, 7051, 7060, 7075.680, 7061, 7080 superiore / *upper*
FL.19I	80	WIDIA/WIDIA/VITON	3230, 3305, 3355, 3357, 3231, 3306, 3300, 3356, 7050, 7051, 7060, 7075.680, 7061, 7080 inferiore / *lower*
FL.20	20	WIDIA/WIDIA/VITON WIDIA/CERAMICA/VITON WIDIA/CERAMIC/VITON	DOUBLE CARTRIDGE MECHANICAL SEAL MTM4610, 4620, 2610, 2620
FL.21	25	SILICIO/SILICIO/VITON SILICON CARBIDE/SILICON CARBIDE/VITON WIDIA/CERAMICA/VITON WIDIA/CERAMIC/VITON	DOUBLE CARTRIDGE MECHANICAL SEAL MTM4630, 4640, 2660
FL.22	35	WIDIA/WIDIA/VITON	DOUBLE CARTRIDGE MECHANICAL SEAL MTM2670, 3153, 5100.210, 5100.220, 5100.221, 5100.211
FL.23	45	WIDIA/WIDIA/VITON	DOUBLE CARTRIDGE MECHANICAL SEAL MTM4650, 4660, 3171, 5100.250, 5100.251, 5100.260, 5100.261
FL.24	60	WIDIA/WIDIA/VITON	DOUBLE CARTRIDGE MECHANICAL SEAL MTM4670, 4680, 3202, 51.300, 5100.310, 5150.300, 5150.310

SI ESEGUE RICONDIZIONAMENTO A NUOVO DI TENUTE MECCANICHE SPECIALI DI OGNI MARCA E MISURA

RECONDITIONING OF SPECIAL MECHANICAL SEALS OF ANY BRAND AND SIZE











- **pulitura**
- **lappatura**
- **lucidatura**
- **controllo dimensione finale**

Per informazioni e preventivi contattare i nostri uffici.

- ***cleaning***
- ***lapping***
- ***polishing***
- ***final dimensional test***

Contact us for more information and estimates.

NON TROVI IL RICAMBIO NECESSARIO?

DON'T YOU FIND THE NECESSARY SPARE PART?



INVIA UNA FOTO

PLEASE SEND A PICTURE

mail
magazzino@dellerba.com

whatsapp
338-4297465

spedisci il campione a / *send the sample to*
Dell'Erba srl
via L. Galvani, 10 - 41015 Nonantola (MO)

indicare i seguenti dati / *please indicate the following detail*

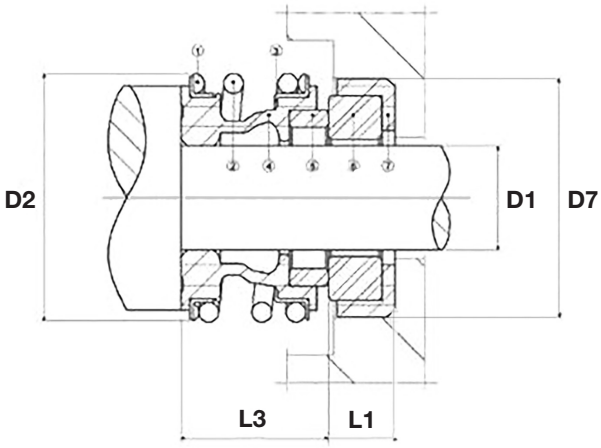

D1 .....

D3 .....

L1 .....

L3 .....

D7 .....

materiali e impiego / *material and use*

.....

.....

.....

.....

.....

.....

.....

.....

.....

www.dellerba.com

DELL'ERBA Srl
RICAMBI MOTORI ELETTRICI

ELETTROPOMPE
PUMPS

REGOLATORI DI LIVELLO
LEVEL REGULATORS

PRESSOSTATI
PRESSURE SWITCHES

Tutte le caratteristiche tecniche riportate in questo catalogo sono state fornite dalle case costruttrici e sono suscettibili di variazioni senza alcun preavviso.

All the technical specifications shown in the catalogue have been provided by the manufacturers and are subject to change without notice.

TABELLA IMPIEGHI E MATERIALI COMPONENTI

TABLE USES AND MATERIALS

Tipo *Type*	**Impieghi** *Applications*	**Pressione di esercizio** *Delivery pressure BAR*	**Impurità** *Pollution mm*	**Tipo di fluido** *Type of fluid*	**Caratteristiche costruttive del corpo pompa** *Body pump - construction features*				**Pagina** *Page*
					Lunghezza pescante mm *Depth of immersion mm*	**Pescante** *Body pump*	**Chiocciola** *House impeller*	**Girante** *Impeller*	
IMM40/A	**Taglio - foratura** *Sawing - drilling*	0 ÷ 0,2	≤ 3	**Olio - emulsioni oleose** *Oil - emulsions*	80 - 120 150 - 180	**PBT**	**PBT**	**Aperta Nylon** *Open Nylon*	88-89
IMM50/A	**Taglio - foratura fresatura condizionamento** *Sawing - drilling milling - cooling*	0 ÷ 0,2	≤ 3						
IMM63/A	**Tornitura - filtrazione fresatura - rettifica lavorazione vetro** *Turning - filtration milling - grinding glass working*	0 ÷ 0,6	≤ 3	**Olio - emulsioni oleose** *Oil - emulsions*	150 - 200 250 - 300	**Alluminio** *Aluminium*	**Nylon** *Nylon*	**Aperta Nylon** *Open Nylon*	88-89
IMM63/B		0 ÷ 0,8	≤ 3	**Olio - emulsioni oleose - soluzioni alcaline** *Oil - emulsions alkaline solutions*					
IMM71/A	**Tornitura - filtrazione fresatura - rettifica lavorazione vetro** *Turning - filtration milling - grinding glass working*	0 ÷ 1,2	≤ 3	**Olio - emulsioni oleose - soluzioni alcaline** *Oil - emulsions alkaline solutions*	200 - 250 325 - 440	**Alluminio** *Aluminium*	**Alluminio** *Aluminium*	**Aperta Ottone 58** *Open Brass 58*	88-89
IMM71/B		0 ÷ 1,4	≤ 3						
IMM80/A		0 ÷ 1,4	≤ 3		200 - 250 - 300 350 - 530				
IMM80/B		0 ÷ 1,6	≤ 3						
IMM90/A	**Tornitura - filtrazione rettifica - cabine di verniciatura** *Turning - filtration milling - painting tools*	0 ÷ 1	≤ 4	**Olio - emulsioni oleose - acque di verniciatura** *Oil - emulsions waste paint water*	350 - 450 600 - 800	**Acciaio** *Carbon steel*	**Ghisa G20** *Cast Iron G20*	**Aperta Ghisa G20** *Open Cast Iron G20*	88-89
IMM90/B		0 ÷ 1,4	≤ 4						
IMM100/B		0 ÷ 1,8	≤ 4						
SPV12	**Taglio - foratura fresatura - condizionamento - lav. vetro** *Turning - drilling milling - cooling glass working*	0 ÷ 0,4	≤ 3	**Olio - emulsioni oleose** *Oil - emulsions*	90 - 120 - 170 220 - 270 - 350	**PBT**	**PBT**	**Aperta PBT** *Open PBT*	90-91
SPV18		0 ÷ 0,5	≤ 3						
SPV25	**Taglio - foratura fresatura - stampa lav. vetro** *Turning - drilling milling - printing glass working*	0 ÷ 0,5	≤ 3	**Olio - emulsioni oleose - glicole** *Oil - emulsions glycol*	90 - 120 - 170 220 - 270 - 350	**PBT**	**PBT**	**Aperta PBT** *Open PBT*	90-91
SPV33		0 ÷ 0,6	≤ 3						
SPV50	**Taglio - foratura fresatura - stampa lav. vetro** *Turning - drilling milling - printing glass working*	0 ÷ 1,2	≤ 3	**Olio - emulsioni oleose - glicole** *Oil - emulsions glycol*	220 - 270 - 350	**Nylon** *Nylon*	**Nylon** *Nylon*	**Aperta Nylon** *Open Nylon*	90-91
SPV75		0 ÷ 1,4	≤ 3						
SPV100	**Taglio - foratura fresatura - stampa lav. vetro** *Turning - drilling milling - printing glass working*	0 ÷ 1,4	≤ 3	**Olio - emulsioni oleose - soluzioni alcaline** *Oil - emulsions alkaline solutions*	220 - 270 - 350	**Nylon** *Nylon*	**Nylon** *Nylon*	**Aperta Nylon** *Open Nylon*	90-91
SPV150		0 ÷ 1,5	≤ 3						

($) su richiesta: girante aperta - ***($) upon inquiry:*** *open impeller*

N.B. Su richiesta è possibile fornire su alcuni modelli, pompe per la lavorazione del vetro e impianti di trattamento di superfici e pompe con tensioni diverse. Per impieghi diversi si consiglia di consultare il nostro ufficio tecnico.

NOTE: *On request, on some models, pumps can be supplied for working glass and surface treatment plants and pumps with different voltages. For other uses, we suggest contacting our technical department.*

TABELLA IMPIEGHI E MATERIALI COMPONENTI

TABLE USES AND MATERIALS

Tipo *Type*	**Impieghi** *Applications*	**Pressione di esercizio** *Delivery pressure BAR*	**Impurità** *Pollution mm*	**Tipo di fluido** *Type of fluid*	**Caratteristiche costruttive del corpo pompa** *Body pump - construction features*				**Pagina** *Page*
					Lunghezza pescante mm *Depth of immersion mm*	**Pescante** *Body pump*	**Chiocciola** *House impeller*	**Girante** *Impeller*	
SP12	**Fresatura - tornitura foratura** *Milling - turning drilling*	0 ÷ 0,4	≤ 3	**Olio - emulsioni oleose** *Oil - emulsions*	90 - 120 - 170 220 - 270 - 350	**Ghisa G20** *Cast Iron G20*	**PBT**	**Aperta PBT** *Open PBT*	92-93
SP18		0 ÷ 0,5	≤ 3						
SP25	**Fresatura - tornitura foratura - rettifica filtrazione** *Milling - turning drilling - grinding filtration*	0 ÷ 0,5	≤ 3	**Olio - emulsioni oleose - glicole** *Oil - emulsions glycol*	90 - 120 - 170 220 - 270 - 350	**Ghisa G20** *Cast Iron G20*	**PBT**	**Aperta PBT** *Open PBT*	92-93
SP33		0 ÷ 0,6	≤ 3						
SP50		0 ÷ 1,2	≤ 3		220 - 270 - 350 440 - 550				
SP75		0 ÷ 1,2	≤ 3						
SP100	**Fresatura - tornitura foratura - rettifica filtrazione** *Milling - turning drilling - grinding filtration*	0 ÷ 1,2	≤ 3	**Olio - emulsioni oleose - soluzioni alcaline** *Oil - emulsions alkaline solutions*	220 - 270 - 350 440 - 550	**Ghisa G20** *Cast Iron G20*	**PBT**	**Aperta PBT** *Open PBT*	92-93
SP150		0 ÷ 1,5	≤ 3						
AP80/B	**Tornitura - filtrazione rettifica - trattamento superfici** *Turning - filtration grinding - surface treatment*	1 ÷ 2,2	≤ 2	**Olio - emulsioni oleose - soluzioni alcaline** *Oil - emulsions alkaline solutions*	320 - 450 610 - 860	**Ghisa G20 Acciaio** *Cast Iron G20 carbon steel*	**Ghisa G20** *Cast Iron G20*	**Chiusa ($) Ghisa G20** *Closed ($) cast iron G20*	94
AP90/A		1 ÷ 3	≤ 2						
AP90/B		1 ÷ 3	≤ 2						
AP100/A		1 ÷ 3,6	≤ 2						
AP112/B		1 ÷ 3,4	≤ 2						
MP63/C	**Tornitura filtrazione rettifica** *Turning filtration grinding*	0 ÷ 1,6	≤ 3	**Olio - emulsioni oleose** *Oil - emulsions*	180 - 230 280 -330	**Alluminio** *Aluminium*	**Alluminio** *Aluminium*	**Aperta ottone 58** *Open brass 58*	105
MP71/A		0 ÷ 1,9	≤ 3						
MP71/B		0 ÷ 2,3	≤ 3		210 - 260 310 - 360				
MP80/C		0 ÷ 3,1	≤ 3		230 - 280 355 - 470				
MP90/B		0 ÷ 4,9	≤ 3		265 - 315 390 - 505				
MP100/B		0 ÷ 6	≤ 3		265 - 315 - 365 415 - 595			**Aperta Ghisa G20** *Open Cast Iron G20*	
TR71/A	**Ricircolo travaso** *Recycling transferring*	0 ÷ 1	≤ 3	**Olio - emulsioni oleose - soluzioni alcaline** *Oil - emulsions alkaline solutions*	-	-	**Ghisa G20** *Cast Iron G20*	**Aperta ottone 58** *Open brass 58*	106
TR71/B		0 ÷ 1,3	≤ 3						
TR80/A		0 ÷ 1,6	≤ 3						
TR80/B		0 ÷ 1,6	≤ 3						

($) su richiesta: girante aperta - ***($) upon inquiry:*** *open impeller*

N.B. Su richiesta è possibile fornire su alcuni modelli, pompe per la lavorazione del vetro e impianti di trattamento di superfici e pompe con tensioni diverse. Per impieghi diversi si consiglia di consultare il nostro ufficio tecnico.

NOTE: *On request, on some models, pumps can be supplied for working glass and surface treatment plants and pumps with different voltages. For other uses, we suggest contacting our technical department.*

TABELLA IMPIEGHI E MATERIALI COMPONENTI

TABLE USES AND MATERIALS

Tipo *Type*	**Impieghi** *Applications*	**Pressione di esercizio** *Delivery pressure BAR*	**Impurità** *Pollution mm*	**Tipo di fluido** *Type of fluid*	**Caratteristiche costruttive del corpo pompa** *Body pump - construction features*				**Pagina** *Page*
					Lunghezza pescante mm *Depth of immersion mm*	**Pescante** *Body pump*	**Chiocciola** *House impeller*	**Girante** *Impeller*	
EPC63/C	**Foratura profonda raffreddamento** *Deep boring drilling cooling*	0 ÷ 3	≤ 0,03	**Olio - emulsioni oleose - glicole** *Oil - emulsions glycol*	100 - 130 - 180 230 - 280 - 360	**Ghisa G20** *Cast Iron G20*	**Ghisa G20** *Cast Iron G20*	**Periferica ottone 58** *Peripheral brass 58*	95
EPC71/B		0 ÷ 4	≤ 0,03						
EPC80/B		0 ÷ 6	≤ 0,03						
EPC90/A		0 ÷ 9	≤ 0,03		115 - 145 - 195 245 - 295 - 375				
EPC90/B		0 ÷ 13	≤ 0,03		140 - 170 - 220 270 - 320 - 400				
SQ56	**Fresatura - tornitura foratura - trattamento superfici** *Milling - turning drilling surface treatment*	0 ÷ 0,3	≤ 3	**Olio - emulsioni oleose - soluzioni alcaline** *Oil - emulsions alkaline solutions*	-	-	**Ghisa G20** *Cast Iron G20*	**Aperta Nylon** *Open Nylon*	96
SQ63		0 ÷ 0,4	≤ 3						
SQ71/A		0 ÷ 1,2	≤ 3					**Aperta Ottone 58** *Open Brass 58*	
SQ71/B		0 ÷ 1,3	≤ 3						
SQ80/A		0 ÷ 1,6	≤ 3						
SQ80/B		0 ÷ 1,8	≤ 3						
AU56	**Ricircolo travaso** *Recycling transferring*	0 ÷ 1	≤ 0,03	**Olio - emulsioni oleose** *Oil - emulsions*	-	**Alluminio** *Aluminium*	**Ghisa G20** *Cast Iron G20*	**Ottone 58** *Brass 58*	97
AU63		0 ÷ 1	≤ 0,03						
MPC80/B	**Tornitura - filtrazione rettifica** *Turning - filtration grinding*	0 ÷ 2,5	≤ 2	**Olio - emulsioni oleose** *Oil - emulsions*	210 - 260 335 - 450	**Alluminio** *Aluminium*	**Alluminio** *Aluminium*	**Chiusa Ottone 58** *Closed Brass 58*	98
MPC80/C		0 ÷ 4,5	≤ 2		240 - 290 365 - 480				
MPC90/B		0 ÷ 6,2	≤ 2		260 - 310 385 - 500				
MPC100/B		0 ÷ 9,8	≤ 2		280 - 330 - 380 430 - 610				
MSPV71	**Taglio - foratura - fresatura - stampa - lavorazione vetro** *Milling - turning - drilling - printing - glass working*	0 ÷ 1,8	≤ 3	**Olio - emulsioni oleose - glicole** *Oil - emulsions glycol*	230 - 300 380	**Nylon** *Nylon*	**PBT**	**Aperta PBT** *Open PBT*	99
MSPV80		0 ÷ 4	≤ 3		260 - 300 410				

($) su richiesta: girante aperta - ***($) upon inquiry:*** *open impeller*

N.B. Su richiesta è possibile fornire su alcuni modelli, pompe per la lavorazione del vetro e impianti di trattamento di superfici e pompe con tensioni diverse. Per impieghi diversi si consiglia di consultare il nostro ufficio tecnico.

NOTE: *On request, on some models, pumps can be supplied for working glass and surface treatment plants and pumps with different voltages. For other uses, we suggest contacting our technical department.*

TABELLA IMPIEGHI E MATERIALI COMPONENTI

TABLE USES AND MATERIALS

Tipo *Type*	**Impieghi** *Applications*	**Pressione di esercizio** *Delivery pressure BAR*	**Impurità** *Pollution mm*	**Tipo di fluido** *Type of fluid*	**Caratteristiche costruttive del corpo pompa** *Body pump - construction features*				**Pagina** *Page*
					Lunghezza pescante mm *Depth of immersion mm*	**Pescante** *Body pump*	**Chiocciola** *House impeller*	**Girante** *Impeller*	
MU.800	**Macchine filtrazioni lavaggio raffreddamento** *Machine tools filtration washing cooling*	21	-	**Liquidi puliti non esplosivi** *Clean non explosive luquids*	175	**Inox** *Stainless steel*	-	**Chiusa Inox** *Closed Stainless Steel*	100-101
MU.801					229				
MU.802					283				
MU.803					337				
MU.804					391				
MU.805					445				
MU.806					499				
MU.807					580				
MU.808					634				
PPI63/C	**Termoregolazione** *Heat regulation*	0 ÷ 0,3	≤ 0,03	**Olio diatermico** *Diathermic oil*	195	**Ottone 58** *Brass 58*	**Ottone 58** *Brass 58*	**Periferica Ottone 58** *Peripheral Brass 58*	102
PPI71/B		0 ÷ 0,4	≤ 0,03		200				
VO.90	**Fresatura - tornitura Rettifica impianti di filtraizoni Trattamento superfici** *Drilling - turning Grinding filtration Surfase treatment*	0 ÷ 1,5	≤ 20	**Olio - emulsioni oleose - soluzioni alcaline** *Oil - emulsions alkaline solutions*	445 - 605 856	**Acciaio Ghisa G20** *Stainless steel Iron G20*	**Ghisa** *Cast Iron*	**Ghisa Aperta** *Open Cast iron*	104
ARIA	**Foratura Vasche di lavaggio Miscelazione Travaso** *Drilling Washing tanks Mixing Pouring*	-	≤ 2	**Emulsioni oleose Soluzioni alcaline** *Oily emulsions Alkaline solutions*	240	**PBT**	**Nylon** *Nylon*	**Nylon** *Nylon*	103

($) su richiesta: girante aperta - ***($) upon inquiry:*** *open impeller*

N.B. Su richiesta è possibile fornire su alcuni modelli, pompe per la lavorazione del vetro e impianti di trattamento di superfici e pompe con tensioni diverse. Per impieghi diversi si consiglia di consultare il nostro ufficio tecnico.

NOTE: *On request, on some models, pumps can be supplied for working glass and surface treatment plants and pumps with different voltages. For other uses, we suggest contacting our technical department.*

ELETTROPOMPE SACEMI AD IMMERSIONE

SACEMI IMMERSION PUMPS

SERIE / *SERIES* **IMM**

IMM 40 ÷ IMM 80



IMM 90 ÷ IMM 100



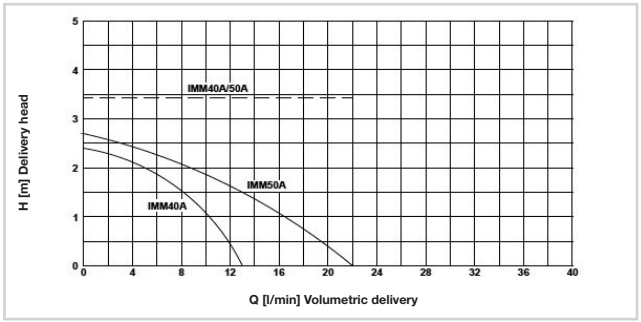

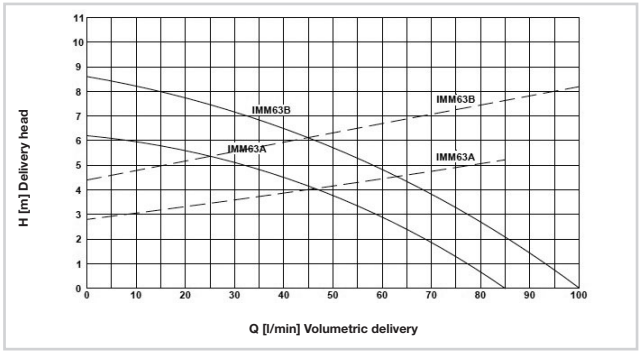

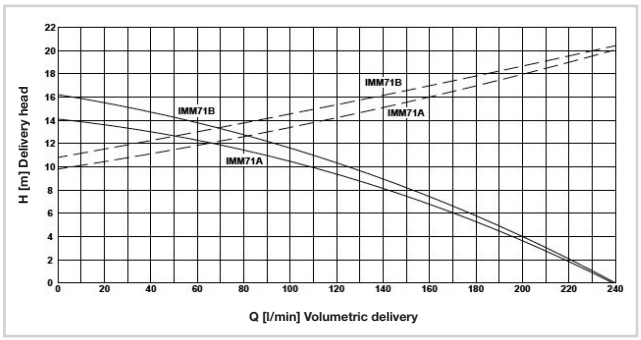

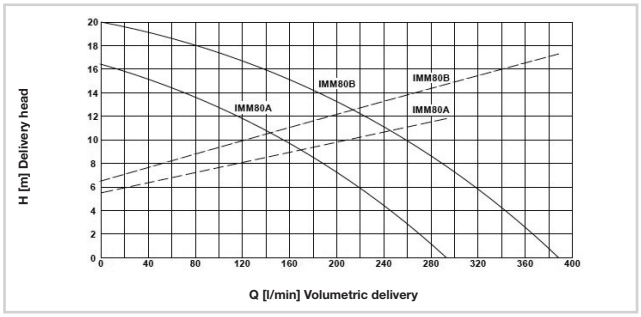

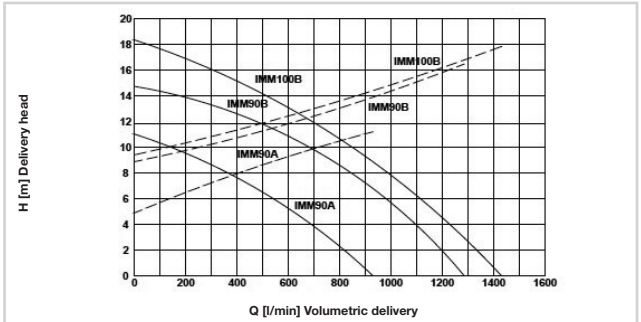

I dati riportati in questo diagramma sono riferiti ad una viscosità non superiore a 5 CST a 20°C.
The details shown on this diagram refers to a viscosity of not more than 5 CST at 20°C.

IMPIEGHI
Sono adatte al trasferimento di liquidi contenenti impurità
Vengono comunemente impiegate su:

Serie IMM 40 - IMM 50
- Macchine utensili (fresatrici, torni, trapani)
- Impianti di climatizzazione e condizionamento

Serie IMM 63 - IMM 71 - IMM 80
- Macchine utensili (fresatrici, torni, trapani)
- Macchine per la lavorazione del vetro (versione TRI)*
- Impianti di trattamento superfici
- Impianti di filtrazione
- Impianti di climatizzazione e condizionamento

Serie IMM 90 - IMM 100
- Macchine utensili
- Impianti di trattamento superfici
- Impianti di filtrazione
- Cabine di verniciatura

Motore
2 poli - 2800 giri - trifase / **Classe F IP55**

USES
Suitable for transferring liquids containing impurities
Commonly used on:

Series IMM 40 - IMM 50
- *Machine tools (milling units, lathes, drills)*
- *Air-conditioning systems*

Series IMM 63 - IMM 71 - IMM 80
- *Machine tools (milling units, lathes, drills)*
- *Glass-working machines (TRI version)**
- *Surface treatment systems*
- *Filtering systems*
- *Air-conditioning systems*

Series IMM 90 - IMM 100
- *Machine tools*
- *Surface treatment systems*
- *Filtering systems*
- *Painting booths*

Motor
2 poles - 2800 rpm - three-phase / Class F IP55

*** SU RICHIESTA OVE POSSIBILE.**
Attenzione per la versione TRI, contattare i nostri uffici tenici.

ONLY REQUEST WHERE POSSIBLE.
For the TRI version, contact our technical offices.

DELL'ERBA

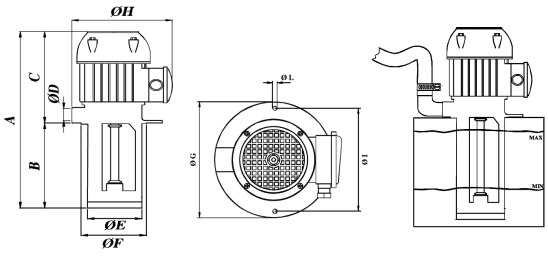

Tipo/*Type* IMM 40/A ÷ IMM 50/A

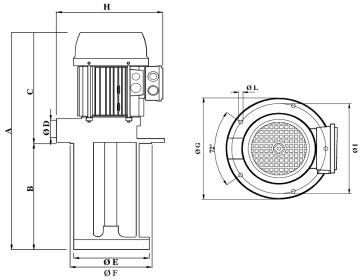

Tipo/*Type* IMM 63/A ÷ IMM 80/B

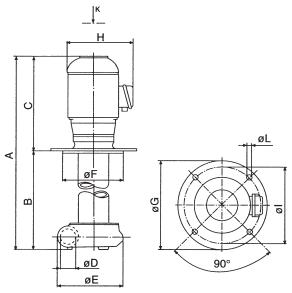

Tipo/*Type* IMM 90 ÷ IMM 100

Articolo *Art.*	Tipo *Type*	Kw	A mm	B mm	C mm	Ø D Gas	Ø E mm	Ø F mm	Ø G mm	H mm	Ø I mm	Ø L mm	Temp. Liquido Max *Max Liquid Temp.*
MU.16	IMM40/A	0.10	224	80	144	3/8”	78	90	130	140	114	7	70°C
MU.17			264	120									
MU.18			294	150									
MU.19			324	180									
MU.20	IMM50/A	0.12	224	80	144	3/8”	78	90	130	140	114	7	70°C
MU.21			264	120									
MU.22			294	150									
MU.23			324	180									
MU.49	IMM63/A	0.38	355	150	205	3/4”	128	-	180	190	150	9	70°C
MU.50			405	200									
MU.51			455	250									
MU.52			505	300									
MU.121	IMM63/B	0.52	355	150	205	3/4”	128	-	180	190	150	9	70°C
MU.122			405	200									
MU.123			455	250									
MU.124			505	300									
MU.131	IMM71/A	1.00	440	200	240	1”	190	-	230	225	204	9	90°C
MU.132			490	250									
MU.133			565	325									
MU.134			680	440									
MU.141	IMM71/B	1.20	440	200	240	1”	190	-	230	225	204	9	90°C
MU.142			490	250									
MU.143			565	325									
MU.144			680	440									
MU.151	IMM80/A	1.41	485	200	285	1-1/4”	202	220	250	260	235	9	90°C
MU.152			535	250									
MU.153			585	300									
MU.154			635	350									
MU.155			815	530									
MU.161	IMM80/B	1.86	485	200	285	1-1/4”	202	220	250	260	235	9	90°C
MU.162			535	250									
MU.163			585	300									
MU.164			635	350									
MU.165			815	530									
MU.171	IMM90/A	2.70	695	350	345	2”	235	240	300	130	270	13	90°C
MU.171A			795	450									
MU.172			945	600									
MU.173			1145	800									
MU.181	IMM90/B	3.58	695	350	345	2”	235	240	300	130	270	13	90°C
MU.181A			795	450									
MU.182			945	600									
MU.183			1145	800									
MU.186	IMM100/B	4.85	730	350	380	2-1/2”	235	240	300	145	270	13	90°C
MU.187			830	450									
MU.188			980	600									
MU.189			1180	800									

N.B. Per il corretto utilizzo delle pompe si consiglia la visione della **tabella impieghi** illustrata a pagina 84-87.
NOTE: *For correct pump use, see* **uses table** *on page 84-87.*

ELETTROPOMPE SACEMI AD IMMERSIONE

SACEMI IMMERSION PUMPS

SERIE / *SERIES* **SPV**



IMPIEGHI
Sono adatte al trasferimento di liquidi contenenti impurità
Vengono comunemente impiegate su:

Serie SPV 12 - SPV 33
- Macchine utensili (fresatrici, torni, trapani)
- Macchine per la lavorazione del vetro (versione TRI)*
- Macchine da stampa
- Impianti di climatizzazione e condizionamento **SPV 25-33**
- Impianti di filtrazione **SPV 25-33**

Serie SPV 50 - SPV 150
- Macchine utensili (fresatrici, torni)
- Macchine per la lavorazione del vetro (versione TRI)*
- Macchine da stampa
- Cabina di verniciatura **SPV 50-75**
- Impianti di climatizzazione e condizionamento **SPV 100-150**

Motore
2 poli - 2800 giri - trifase
Classe F IP55

USES
Suitable for transferring liquids containing impurities
Commonly used on:
Series SPV 12 - SPV 33
- *Machine tools (milling units, lathes, drills)*
- *Glass-working machines (TRI version)**
- *Printing machines*
- *Air conditioning systems* ***SPV 25-33***
- *Filtering systems* ***SPV 25-33***

Series SPV 50 - SPV 150
- *Machine tools (milling units, lathes)*
- *Glass-working machines (TRI version)**
- *Printing machines*
- *Painting booths* ***SPV 50-75***
- *Air-conditioning systems* ***SPV 100-150***

Motor
2 poles - 2800 rpm - three-phase
Class F IP55

*** SU RICHIESTA OVE POSSIBILE.**
Attenzione per la versione TRI, contattare i nostri uffici tenici.

ONLY REQUEST WHERE POSSIBLE.
For the TRI version, contact our technical offices.

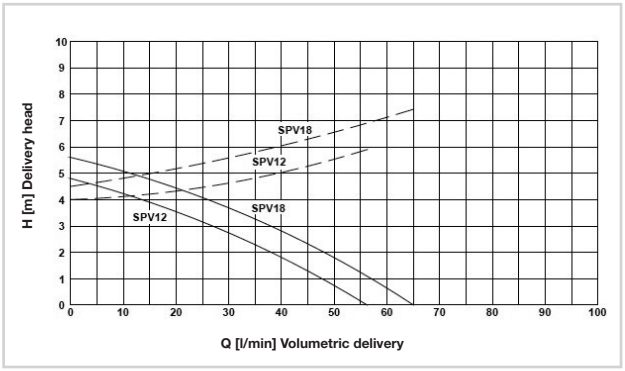

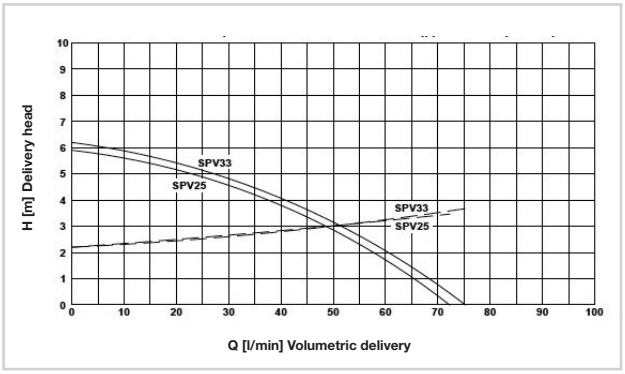

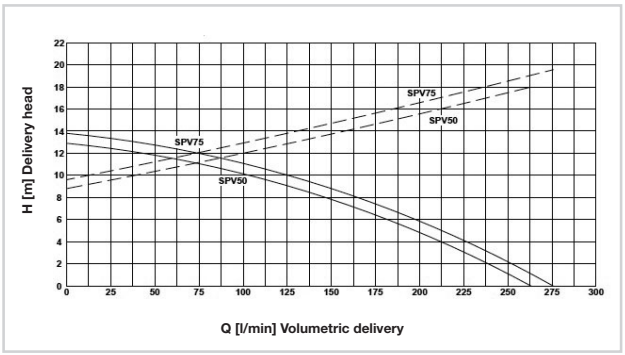

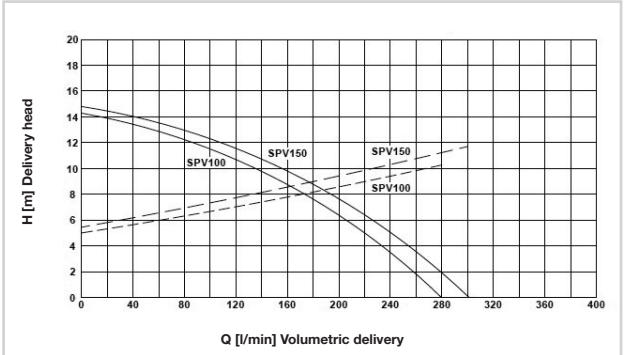

I dati riportati in questo diagramma sono riferiti ad una viscosità non superiore a 5 CST a 20°C.
The details shown on this diagram refers to a viscosity of not more than 5 CST at 20°C.

DELL'ERBA

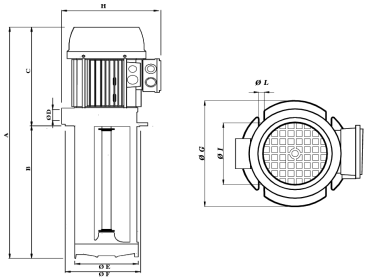

Tipo/*Type* SPV 12 ÷ SPV 33

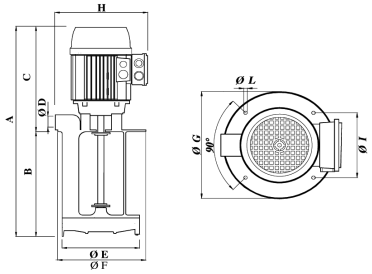

Tipo/*Type* SPV 50 ÷ SPV 150

Articolo *Art.*	**Tipo** *Type*	**Kw**	**A mm**	**B mm**	**C mm**	**Ø D Gas**	**Ø E mm**	**Ø F mm**	**Ø G mm**	**H mm**	**Ø I mm**	**Ø L mm**	**Temp. Liquido Max** *Max Liquid Temp.*
MU.70	SPV12	0.15	255	90	165	3/4”	98	100	130	151	115	7	70°C
MU.71			285	120									
MU.72			335	170									
MU.73			385	220									
MU.74			435	270									
MU.75			515	350									
MU.80	SPV18	0.17	255	90	165	3/4”	98	100	130	151	115	7	70°C
MU.81			285	120									
MU.82			335	170									
MU.83			385	220									
MU.84			435	270									
MU.85			515	350									
MU.90	SPV25	0.26	300	90	210	3/4”	98	100	130	170	115	7	70°C
MU.91			330	120									
MU.92			380	170									
MU.93			430	220									
MU.94			480	270									
MU.95			560	350									
MU.100	SPV33	0.36	300	90	210	3/4”	98	100	130	170	115	7	70°C
MU.101			330	120									
MU.102			380	170									
MU.103			430	220									
MU.104			480	270									
MU.105			560	350									
MU.501	SPV50	1.00	460	200	260	1-1/4”	138	140	180	215	160	7	70°C
MU.502			530	270									
MU.503			610	350									
MU.506	SPV75	1.20	460	200	260	1-1/4”	138	140	180	215	160	7	70°C
MU.507			530	270									
MU.508			610	350									
MU.511	SPV100	1.01	500	200	300	1-1/4”	138	140	180	230	160	9	70°C
MU.512			570	270									
MU.513			650	350									
MU.516	SPV150	1.41	500	200	300	1-1/4”	138	140	180	230	160	9	70°C
MU.517			570	270									
MU.518			650	350									

N.B. Per il corretto utilizzo delle pompe si consiglia la visione della **tabella impieghi** illustrata a pagina 84-87.
NOTE: *For correct pump use, see* **uses table** *on page 84-87.*

ELETTROPOMPE SACEMI AD IMMERSIONE

SACEMI IMMERSION PUMPS

SERIE / *SERIES* **SP**



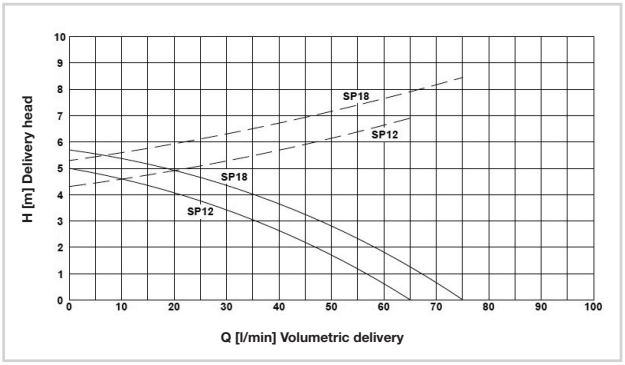

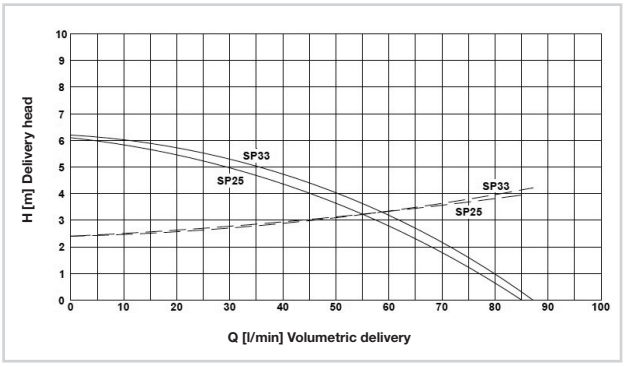

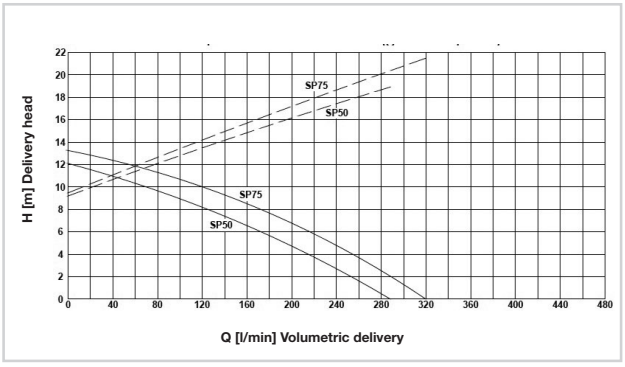

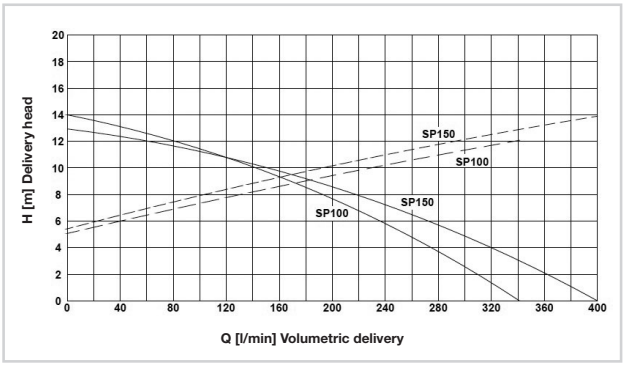

I dati riportati in questo diagramma sono riferiti ad una viscosità non superiore a 5 CST a 20°C.
The details shown on this diagram refers to a viscosity of not more than 5 CST at 20°C.

IMPIEGHI
Sono adatte al trasferimento di liquidi contenenti impurità
Vengono comunemente impiegate su:

- Macchine utensili (fresatrici, torni)
- Macchine per la lavorazione del vetro (versione TRI)*
- Impianti di trattamento superfici
- Impianti di filtrazione

Motore
2 poli - 2800 giri - trifase
Classe F IP55

USES
Suitable for transferring liquids containing impurities
Commonly used on:

- Machine tools (milling machines, lathes)
*- Glass-working machines (TRI version)**
- Surface treatment systems
- Filtering systems

Motor
2 poles - 2800 rpm - three-phase
Class F IP55

*** SU RICHIESTA OVE POSSIBILE.**
Attenzione per la versione TRI, contattare i nostri uffici tenici.

ONLY REQUEST WHERE POSSIBLE.
For the TRI version, contact our technical offices.

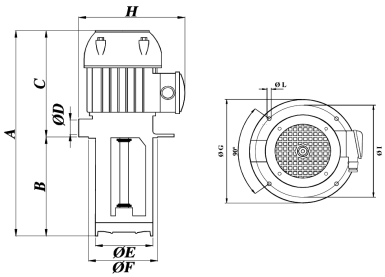

Tipo/*Type* SP 12 ÷ SP 33

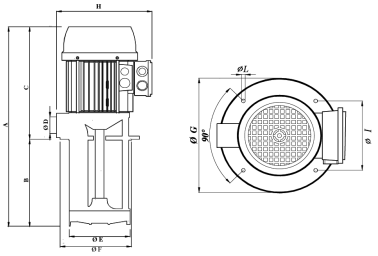

Tipo/*Type* SP 50 ÷ SP 150

Articolo *Art.*	**Tipo** *Type*	**Kw**	**A mm**	**B mm**	**C mm**	**Ø D Gas**	**Ø E mm**	**Ø F mm**	**Ø G mm**	**H mm**	**Ø I mm**	**Ø L mm**	**Temp. Liquido Max** *Max Liquid Temp.*
MU.221	SP12	0.15	255	90	165	3/4”	98	100	130	151	115	7	70°C
MU.222			285	120									
MU.223			335	170									
MU.224			385	220									
MU.225			435	270									
MU.226			515	350									
MU.227	SP18	0.17	255	90	165	3/4”	98	100	130	151	115	7	70°C
MU.228			285	120									
MU.229			335	170									
MU.230			385	220									
MU.231			435	270									
MU.232			515	350									
MU.233	SP25	0.26	305	90	215	3/4”	98	100	130	170	115	7	70°C
MU.234			335	120									
MU.235			385	170									
MU.236			435	220									
MU.237			485	270									
MU.238			565	350									
MU.239	SP33	0.36	305	90	215	3/4”	98	100	130	170	115	7	70°C
MU.240			335	120									
MU.241			385	170									
MU.242			435	220									
MU.243			485	270									
MU.244			565	350									
MU.201	SP50	1.00	450	200	250	1-1/4”	138	140	180	215	160	9	70°C
MU.202			520	270									
MU.203			600	350									
MU.204			690	440									
MU.205			800	550									
MU.206	SP75	1.20	450	200	250	1-1/4”	138	140	180	215	160	9	70°C
MU.207			520	270									
MU.208			600	350									
MU.209			690	440									
MU.210			800	550									
MU.211	SP100	1.41	500	200	300	1-1/4”	138	140	180	230	160	9	70°C
MU.212			570	270									
MU.213			650	350									
MU.214			740	440									
MU.215			850	550									
MU.216	SP150	1.86	500	200	300	1-1/4”	138	140	180	230	160	9	70°C
MU.217			570	270									
MU.218			650	350									
MU.219			740	440									
MU.220			850	550									

N.B. Per il corretto utilizzo delle pompe si consiglia la visione della **tabella impieghi** illustrata a pagina 84-87.
NOTE: *For correct pump use, see* **uses table** *on page 84-87.*

ELETTROPOMPE SACEMI AD IMMERSIONE

SACEMI IMMERSION PUMPS

SERIE / *SERIES* **AP**



IMPIEGHI
Sono adatte al trasferimento di liquidi contenenti impurità
Vengono comunemente impiegate su:
- Macchine utensili (fresatrici, torni, centri di lavoro)
- Macchine per la lavorazione del vetro
- Impianti di trattamento superfici
- Impianti di filtrazione

Motore
2 poli - 2800 giri - trifase
Classe F IP55

Uses
Suitable for transferring liquids containing impurities
Commonly used on:
- *Machine tools (milling machines, lathes, machining centres)*
- *Glass-working machines*
- *Surface treatment systems*
- *Filtering systems*

Motor
2 poles - 2800 rpm - three-phase
Class F IP55

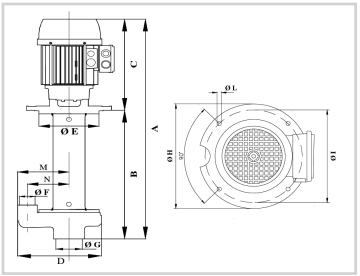

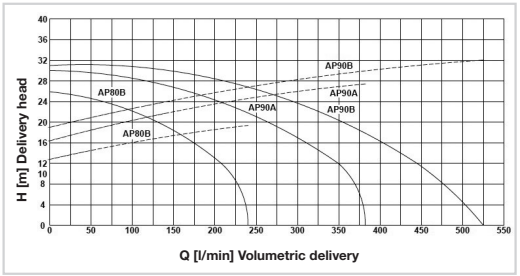

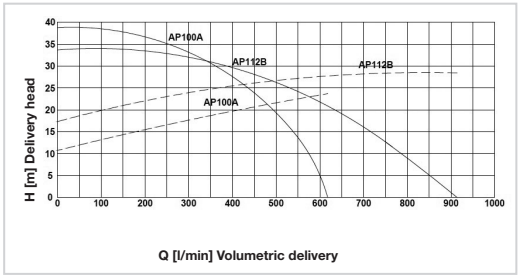

I dati riportati in questo diagramma sono riferiti ad una viscosità non superiore a 5 CST a 20°C. / *The details shown on this diagram refers to a viscosity of not more than 5 CST at 20°C.*

Articolo *Art.*	**Tipo** *Type*	**Kw**	**A** mm	**B** mm	**C** mm	**D**	**Ø E** mm	**Ø F** mm	**Ø G** mm	**H** mm	**Ø I** mm	**Ø L** mm	**M**	**N**	**Temp. Liquido Max** *Max Liquid Temp.*
MU.255	AP80/B	1.86	620	320	300	280	240	1-1/2”	2-1/2”	300	270	13	170	136	90°C
MU.256			750	450											
MU.257			910	610											
MU.258			1160	860											
MU.259	AP90/A	2.70	675	320	355	280	240	1-1/2”	2-1/2”	300	270	13	170	136	90°C
MU.260			805	450											
MU.261			965	610											
MU.262			1215	860											
MU.263	AP90/B	3.58	675	320	355	280	240	1-1/2”	2-1/2”	300	270	13	170	136	90°C
MU.264			805	450											
MU.265			965	610											
MU.266			1215	860											
MU.267	AP100/A	4.85	700	320	380	280	240	1-1/2”	2-1/2”	300	270	13	170	136	90°C
MU.268			830	450											
MU.269			990	610											
MU.270			1240	860											
MU.275	AP112/B	6.57	730	320	410	320	240	2-1/2”	2-1/2”	300	270	13	170	136	90°C
MU.276			860	450											
MU.277			1020	610											
MU.278			1270	860											

N.B. Per il corretto utilizzo delle pompe si consiglia la visione della **tabella impieghi** illustrata a pagina 84-87.
NOTE: *For correct pump use, see* **uses table** *on page 84-87.*

DELL’ERBA

ELETTROPOMPE SACEMI AD IMMERSIONE

SACEMI IMMERSION PUMPS



IMPIEGHI
Sono adatte al trasferimento di liquidi puliti
Vengono comunemente impiegate su:
- Centri di foratura
- Centraline di raffreddamento

Motore
2 poli - 2800 giri - trifase
Classe F IP55

USES
Suitable for transferring clean liquids
Commonly used on:
- *Drilling centres*
- *Cooling units*

Motor
2 poles - 2800 rpm - three-phase
Class F IP55

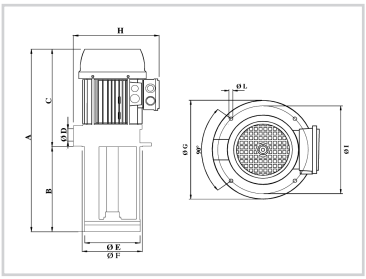

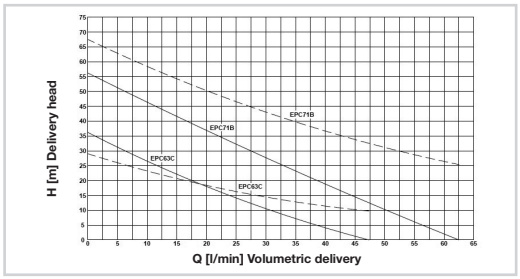

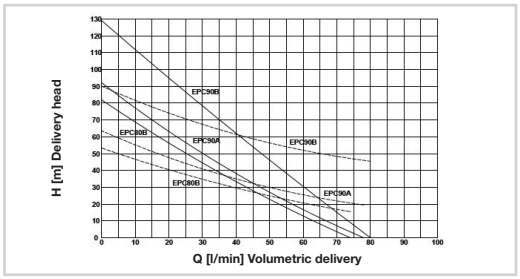

I dati riportati in questo diagramma sono riferiti ad una viscosità non superiore a 5 CST a 20°C. / *The details shown on this diagram refers to a viscosity of not more than 5 CST at 20°C.*

Articolo *Art.*	**Tipo** *Type*	**Kw**	**A mm**	**B mm**	**C mm**	**Ø D Gas**	**Ø E mm**	**Ø F mm**	**Ø G mm**	**H mm**	**Ø I mm**	**Ø L mm**	**Temp. Liquido Max** *Max Liquid Temp.*
MU.401	EPC63/C	0.50	310	100	210	3/4”	98	100	130	185	115	7	90°C
MU.402			340	130									
MU.403			390	180									
MU.404			440	230									
MU.405			490	280									
MU.406			570	360									
MU.407	EPC71/B	1.20	360	100	260	3/4”	98	100	130	193	115	7	90°C
MU.408			390	130									
MU.409			440	180									
MU.410			490	230									
MU.411			540	280									
MU.412			620	360									
MU.413	EPC80/B	1.86	381	100	281	3/4”	98	100	130	200	115	7	90°C
MU.414			411	130									
MU.415			461	180									
MU.416			511	230									
MU.417			561	280									
MU.418			641	360									
MU.419N	EPC90/A Sostituisce serie EPC80/C *Replace EPC80/C series*	2.28	435	115	320	3/4”	98	100	130	220	115	7	90°C
MU.420N			465	145									
MU.421N			515	195									
MU.422N			565	245									
MU.423N			615	295									
MU.424N			695	375									
MU.425	EPC90/B	3,58	460	140	320	3/4”	98	100	130	220	115	7	90°C
MU.426			490	170									
MU.427			540	220									
MU.428			590	270									
MU.429			640	320									
MU.430			720	400									

N.B. Per il corretto utilizzo delle pompe si consiglia la visione della **tabella impieghi** illustrata a pagina 84-87.
NOTE: *For correct pump use, see* **uses table** *on page 84-87.*

ELETTROPOMPE CENTRIFUGA SACEMI

SACEMI CENTRIFUGAL PUMPS

SERIE / *SERIES* **SQ**



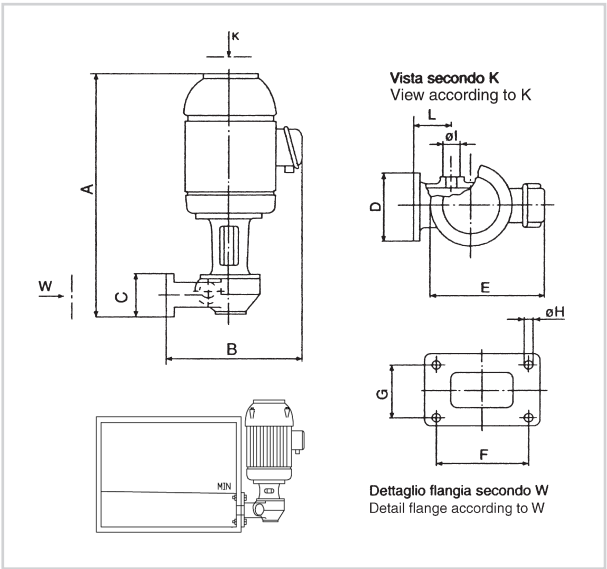

IMPIEGHI
Sono adatte al trasferimento di liquidi contenenti impurità
Vengono comunemente impiegate su:
- Macchine utensili (fresatrici, torni)
- Impianti di trattamento superfici (disoleatori)

Motore
2 poli - 2800 giri - trifase
Classe F IP55

USES
Suitable for transferring liquids containing impurities
Commonly used on:
- Machine tools (milling machines, lathes)
- Surface treatment systems (oil separators)

Motor
2 poles - 2800 rpm - three-phase
Class F IP55

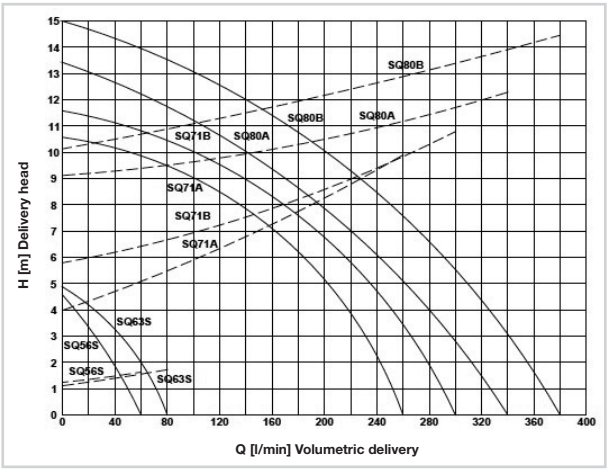

I dati riportati in questo diagramma sono riferiti ad una viscosità non superiore a 5 CST a 20°C.
The details shown on this diagram refers to a viscosity of not more than 5 CST at 20°C.

Articolo *Art.*	**Tipo** *Type*	**Kw**	**A mm**	**B mm**	**C mm**	**D mm**	**E mm**	**F mm**	**G mm**	**H mm**	**Ø I Gas**	**L mm**	**Temp. Liquido Max** *Max Liquid Temp.*
MU.110	SQ56/S	0.17	265	170	60	95	140	75	45	7	3/8”	51	70°C
MU.115	SQ63/S	0.26	300	180	60	95	158	75	45	7	1/2”	51	70°C
MU.111	SQ71/A	1.00	330	245	60	145	175	115	60	9	1”	62	70°C
MU.112	SQ71/B	1.20	330	245	80	145	175	115	60	9	1”	62	70°C
MU.113	SQ80/A	1.41	335	250	80	145	210	115	60	9	1-1/4”	62	70°C
MU.114	SQ80/B	1.41	335	250	80	145	210	115	60	9	1-1/4”	62	70°C

N.B. Per il corretto utilizzo delle pompe si consiglia la visione della **tabella impieghi** illustrata a pagina 84-87.
NOTE: *For correct pump use, see* **uses table** *on page 84-87.*

DELL'ERBA

ELETTROPOMPE AUTOADESCANTI SACEMI

SACEMI SELF-PRIMING PUMPS AU SERIES

SERIE / *SERIES* **AU**



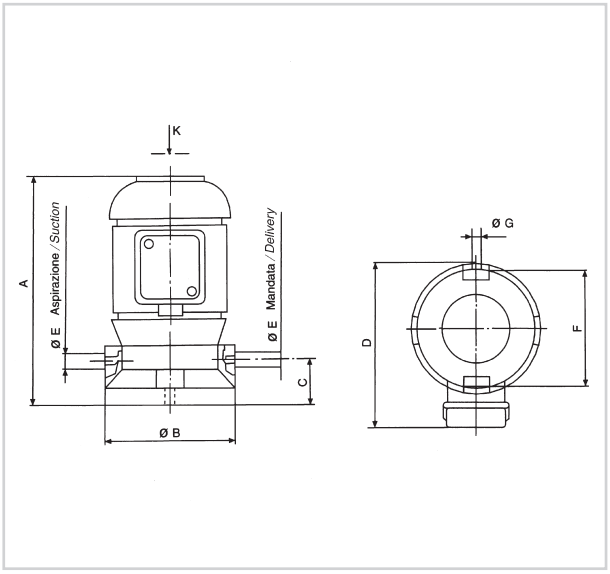

IMPIEGHI
Sono adatte al trasferimento di liquidi puliti contenenti impurità non superiori a 30µm. Per garantire una giusta durata alla pompa, non bisogna farla girare a secco, in quanto la tenuta meccanica non è autolubrificata. Si consiglia, dove è possibile, l'installazione di un filtro in aspirazione.

Motore
2 poli - 2800 giri - trifase
Classe F IP55

Uses
Suitable for transferring clean liquids containing impurities not above 30µm. To ensure correct pump life, this must not run dry as the mechanical seals are not self-lubricated. Whenever possible, the fitting of a suction filter is recommended.

Motor
2 poles - 2800 rpm - three-phase
Class F IP55

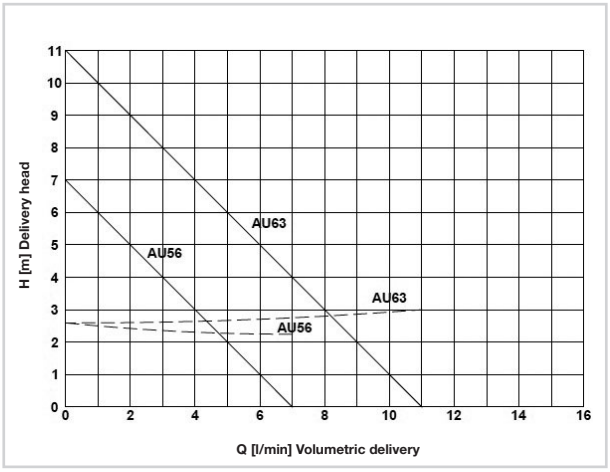

I dati riportati in questo diagramma sono riferiti ad una viscosità non superiore a 5 CST a 20°C.
The details shown on this diagram refers to a viscosity of not more than 5 CST at 20°C.

Articolo *Art.*	**Tipo** *Type*	**Kw**	**A** mm	**Ø B** mm	**C** mm	**D** mm	**Ø E** Gas	**Ø F** mm	**Ø G** mm
MU.60	AU56	0.17	215	115	48	144	3/8"	95	7
MU.61	AU63	0.26	270	115	48	165	1/2"	95	7

N.B. Per il corretto utilizzo delle pompe si consiglia la visione della **tabella impieghi** illustrata a pagina 84-87.
NOTE: *For correct pump use, see* **uses table** *on page 84-87.*

STATORI PER POMPE SACEMI

STATORS FOR SACEMI PUMPS

SERIE / *SERIES* **IMM/SPV**

Articolo *Art.*	**Potenza HP** *Power HP*	**Kw**
ST.08	0.08	0.09
ST.12	0.12	0.15
ST.18	0.18	0.17

ELETTROPOMPE AD IMMERSIONE SACEMI

IMMERSION PUMPS SACEMI

SERIE / *SERIES* **MPC**



IMPIEGHI
Sono adatte al trasferimento di liquidi contenenti impurità.
Nei casi in cui il liquido sia particolarmente sporco si consiglia di costruire il serbatoio a scomparti per consentire il deposito delle morchie prima che le stesse vengano ripescate dalla pompa.

Vengono comunemente impiegate su:
- Macchine utensili (fresatrici, torni, centri di lavoro)
- Impianti di filtrazione

Motore 2 poli - 2800 giri - trifase - **Classe F IP55**

USES
Suitable for transferring liquids containing impurities.
In those cases in which the liquid is particularly dirty, it is best to build the tank in compartments to allow sludge to deposit before this is sucked up by the pump.

Commonly used on:
- Machine tools (milling machines, lathes, machining centres)
- Filtering systems

***Motor** 2 poles - 2800 rpm - three-phase* - **Class F IP55**

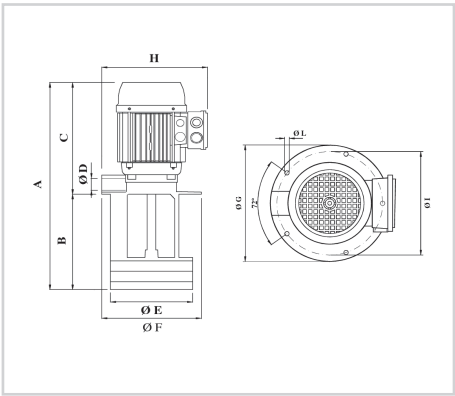

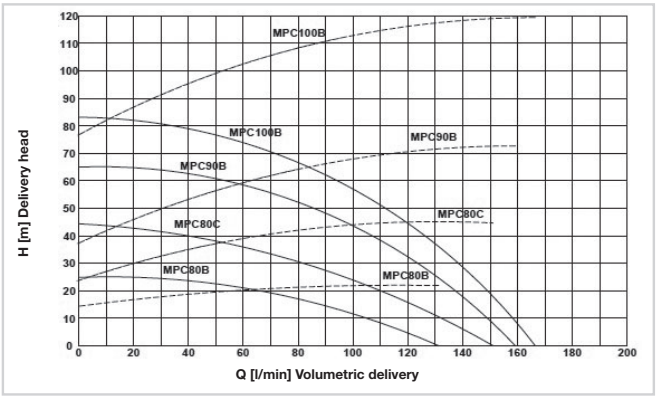

I dati riportati in questo diagramma sono riferiti ad una viscosità non superiore a 5 CST a 20°C.
The details shown on this diagram refers to a viscosity of not more than 5 CST at 20°C.

Articolo *Art.*	**Tipo** *Type*	**Kw**	**A** mm	**B** mm	**C** mm	**Ø D** mm	**Ø E** mm	**Ø F** mm	**Ø G** mm	**H** mm	**Ø I** mm	**Ø L** mm	**Temp. Liquido Max** *Max Liquid Temp.*
MU.601	MPC80/B	1.41	490	210	280	1”	190	-	230	245	204	9	90°C
MU.602			540	260									
MU.603			615	335									
MU.604			730	450									
MU.605	MPC80/C	1.86	520	240	280	1”	190	-	230	245	204	9	90°C
MU.606			570	290									
MU.607			645	365									
MU.608			760	480									
MU.609	MPC90/B	2.70	583	260	323	1”	190	-	230	255	204	9	90°C
MU.610			633	310									
MU.611			708	385									
MU.612			813	500									
MU.617	MPC100/B	4.85	650	280	370	1-1/4”	202	220	250	275	235	9	90°C
MU.618			700	330									
MU.619			750	380									
MU.620			800	430									
MU.621			980	610									

N.B. Per il corretto utilizzo delle pompe si consiglia la visione della **tabella impieghi** illustrata a pagina 84-87.
NOTE: *For correct pump use, see* **uses table** *on page 84-87.*

DELL’ERBA

ELETTROPOMPE CENTRIFUGA SACEMI

SACEMI CENTRIFUGAL PUMPS

SERIE / *SERIES* **MSPV**



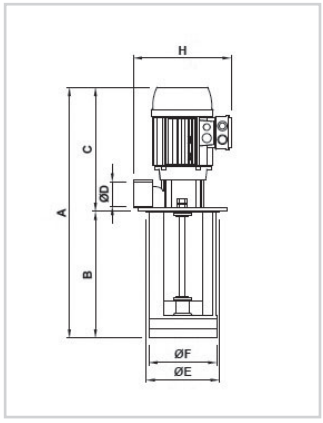

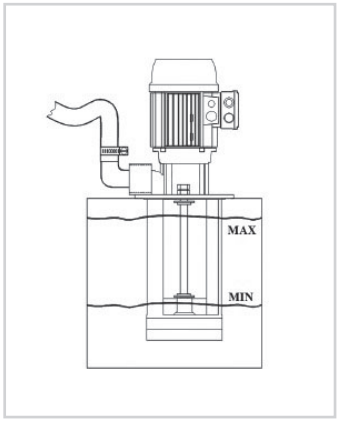

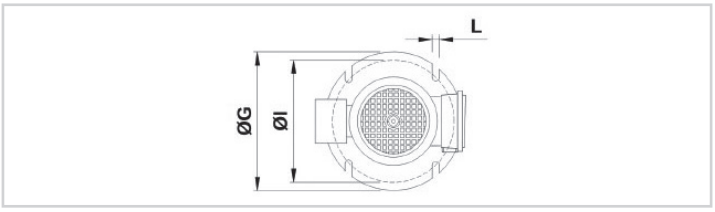

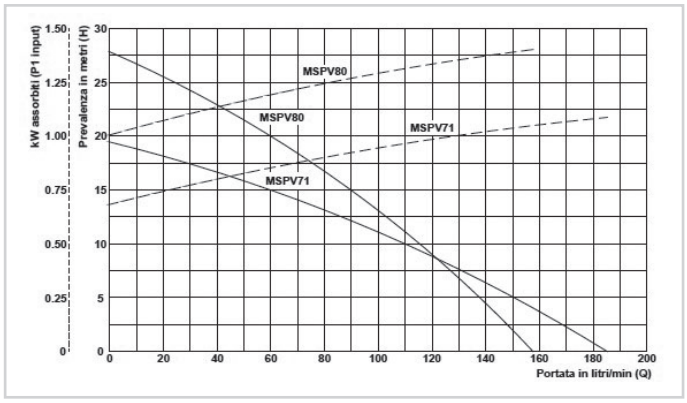

IMPIEGHI
Sono adatte al trasferimento di liquidi contenenti impurità.
La temperatura del liquido non deve superare i 90°C.
Nei casi in cui il liquido sia particolarmente sporco, si consiglia di costruire il serbatoio a scomparti, per consentire il deposito delle morchie prima che le stesse vengano ripescate dalla pompa.

Vengono comunemente impiegate su:
- Macchine utensili (fresatrici, torni, centri di lavoro)
- Macchine per la lavorazione del vetro
- Impianti di filtrazione
- Impianti di climatizzazione e condizionamento

Motore
2 poli - 2800 giri - trifase - Classe F IP55

USES
Suitable for transferring liquids containing impurities.
The temperature of the liquid must not exceed 90°C.
In those cases where the liquid is particularly dirty, it is best to build the tank in compartments to allow sludge to deposit before this is sucked up by the pump.

Commonly used on:
- *Machine tools (milling and turning machines, machinery centres)*
- *Glass-working machinery*
- *Printing machines*
- *Filtration systems*
- *Air-conditioning systems*

Motor
2 poles - 2800 rpm - three-phase - Class F IP55

Articolo *Art.*	**Tipo** *Type*	**Kw**	**A** mm	**B** mm	**C** mm	**Ø D** mm	**Ø E** mm	**Ø F** mm	**Ø G** mm	**H** mm	**Ø I**	**Ø L** mm	**Temp. Liquido Max** *Max Liquid Temp.*
MU.700	MSPV71	1.34	500	230	270	1-1/4”	139	138	178	215	160	9	90°C
MU.701			570	300	270								
MU.702			650	380	270								
MU.703	MSPV80	1.86	560	260	300	1-1/4”	139	138	178	230	160	9	90°C
MU.704			630	330	300								
MU.705			710	410	300								

N.B. Per il corretto utilizzo delle pompe si consiglia la visione della **tabella impieghi** illustrata a pagina 84-87.
NOTE: *For correct pump use, see* **uses table** *on page 84-87.*

ELETTROPOMPE MULTISTADIO VERTICALE

VERTICAL MULTISTAGE PUMPS

SERIE / *SERIES* **MI**



IMPIEGHI
Queste elettropompe vengono utilizzate per trasportare refrigerante, lubrificante e acqua di condensa su macchine utensili, sistemi di pulizia industriali o altri casi in cui è adatta una pompa a stelo immerso. E' applicabile a varie temperature, portate e pressioni. In particolare, è applicabile a torni, smerigliatrici, centri di lavorazione, dispositivi di refrigerazione, attrezzature per la pulizia industriali, sistemi di filtraggio, ecc. Condizioni di lavoro liquido NON ESPLOSIVO, pulito senza grani solidi e fibre; può essere utilizzato per il trasporto di acqua, soluzione acquose di raffreddamento e lubrificanti da taglio le MI sono pompe centrifughe multistadio a stelo immerso non auto-adescanti. L'albero del motore è collegato direttamente all'albero della pompa attraverso un giunto. In base alle necessità, la pompa puo' essere dotata di un dispositivo di protezione termico. Per assecondare le diverse configurazioni di profondità del serbatoio è possibile aggiungere stadi vuoti per modificare la lunghezza del pescante.

Tutte le pompe sono equipaggiate con motori IE3
Temperatura del liquido: Normale -15°C +70°C / Acqua calda: -15°C +120°C
Per impieghi diversi si consiglia di consultare il nostro ufficio tecnico.

USES
These electric pumps are used to transport coolant, lubricant and condensation water on machine tools, industrial cleaning systems or other cases where a submerged rod pump is suitable .It is applicable at various temperatures, flow rates and pressures. In particular, it is applicable to lathes, grinder, machining centers, refrigeration devices, industrial cleaning equipment, filter system, etc. Working conditions NON- EXPLOSIVE liquid, clean without solid grains and fibers; can be used to transport water, aqueous cooling solutions and cutting lubricants. MI are non-self-priming multi-stage immersed rod centrifugal pumps. The motor shaft is connected directly to the pump shaft through a coupling. According to needs, the pump can be equipped with a thermal protection device. To accommodate the different depth configurations of the tank it is possible to add empty stages to modify the length of the dip tube.

All pumps are equipped with IE3 motors.
Liquid temperature: Normal: -15°C +70°C / Hot water: -15°C +120°C
For different uses we recommend consulting our technical office.

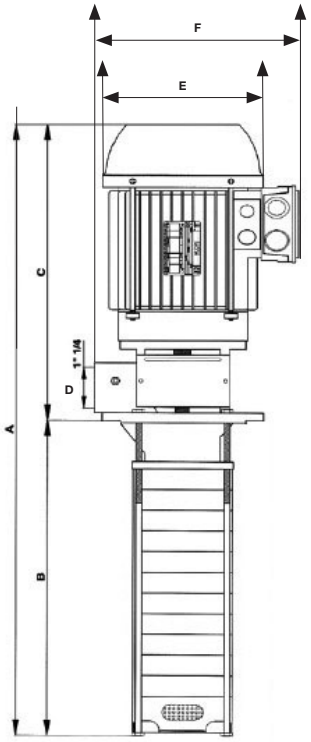

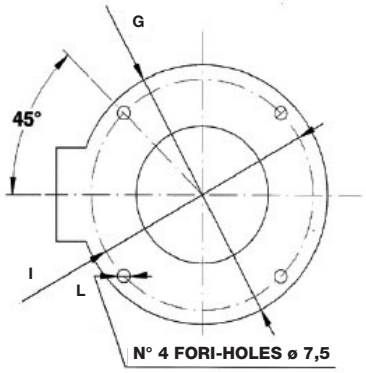

Articolo *Art.*	**Tipo** *Type*	**Kw**	**Portata** m^3/h *Capacity* m^3/h	**Prevalenza** m *Max head* m	**A**	**B**	**C**	**Ø D Gas**	**E**	**F**	**G**	**I**	**L**
MU.800	MIF4-3/3	0.55	7-6-3	13-18-26	482	175	307	1"1/4	141	212	180	160	7,5
MU.801	MIF4-5/4	0.75	7-5-2.5	19-27-35	585	229	356	1"1/4	160	225	180	160	7,5
MU.802	MIF4-7/6	1.1	1.5-5-7	56-41-28	639	283	356	1"1/4	160	225	180	160	7,5
MU.803	MIF4-9/8	1.5	2-5.5-7	72-52,5-38	719	337	382	1"1/4	180	229	180	160	7,5
MU.804	MIF4-11/10	2.2	1.5-6-7	96-62-48	798	391	407	1"1/4	180	229	180	160	7,5
MU.805	MIF4-13/11	2.2	2-6-7	102-67-55	852	445	407	1"1/4	180	229	180	160	7,5
MU.806	MIF4-15/14	3	7-5-2	68-101-126	894	499	445	1"1/4	200	229	180	160	7,5
MU.807	MIF4-18/16	3	7-5-2	78-115-144	1025	580	445	1"1/4	200	229	180	160	7,5
MU.808	MIF4-20/19	4	2.5-6-7	170-122-93	1081	634	447	1"1/4	200	241	180	160	7,5

N.B. Per il corretto utilizzo delle pompe si consiglia la visione della **tabella impieghi** illustrata a pagina 84-87.
NOTE: *For correct pump use, see* **uses table** *on page 84-87.*

ELETTROPOMPE AD IMMERSIONE SACEMI

IMMERSION PUMPS SACEMI

SERIE / *SERIES* **PPI**



IMPIEGHI
Sono adatte al trasferimento di liquidi contenenti impurità.
Con l'impiego di olio diatermico, la temperatura del fluido potrà raggiungere i 150°C.
Vengono comunemente impiegate su impianti di termoregolazione.

Motore
2 poli - 2800 giri - trifase
Classe F IP55

USES
Suitable for transferring clean liquids containing impurities.
When diathermic oil is used, the temperature of the fluid could reach 150°C.
Commonly used on thermoregulation systems.

Motor
2 poles - 2800 rpm - three-phase
Class F IP55

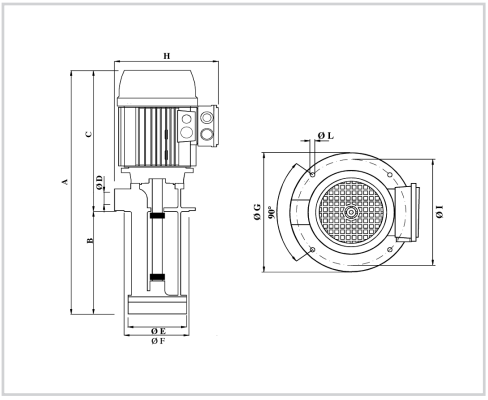

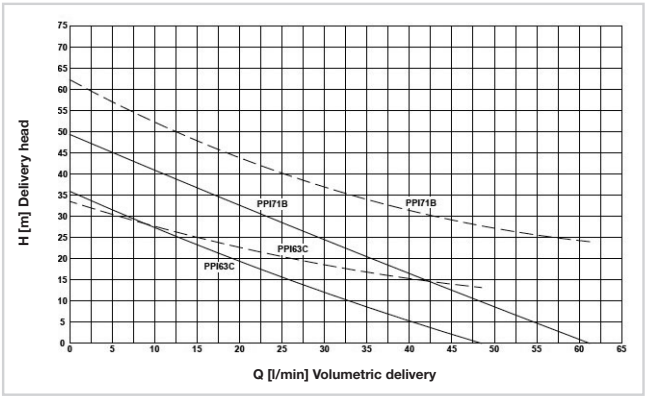

I dati riportati in questo diagramma sono riferiti ad una viscosità non superiore a 5 CST a 20°C.
The details shown on this diagram refers to a viscosity of not more than 5 CST at 20°C.

Articolo *Art.*	**Tipo** *Type*	**Kw**	**A mm**	**B mm**	**C mm**	**Ø D Gas**	**Ø E mm**	**Ø F mm**	**Ø G mm**	**H mm**	**Ø I mm**	**Ø L mm**	**Temp. Liquido Max** *Max Liquid Temp.*
MU.651	PPI63/C	0.74	437	195	242	3/4"	98	100	130	185	115	7	90°C
MU.652	PPI71/B	1.20	466	200	266	3/4"	98	100	130	193	115	7	90°C

N.B. Per il corretto utilizzo delle pompe si consiglia la visione della **tabella impieghi** illustrata a pagina 84-87.
NOTE: *For correct pump use, see* **uses table** *on page 84-87.*

POMPA SACEMI AD IMMERSIONE CON ALIMENTAZIONE PNEUMATICA

SACEMI AIR-POWERED IMMERSION PUMPS

SERIE / *SERIES* **ARIA**

NEW »



IMPIEGHI
Pompa alimentata ad aria compressa, adatta al trasferimento di liquidi contenenti impurità. La temperatura del liquido non deve superare i 70°C. Nei casi in cui il liquido sia particolarmente sporco, si consiglia di costruire il serbatoio a scomparti.

Viene comunemente usata su:
- Macchine utensili(trapani)
- Vasche di lavaggio
- Miscelazione
- Travaso

USES
Compressed air-powered pump, suitable to transferring liquids containing impurities. The temperature must not exceed 70°C. In cases where of the liquid is particularly dirty, it is advisable to construct the tank in compartments.

Commonly used on:
- *Machine tools (drills)*
- *Washing tanks*
- *Mixing*
- *Pouring*

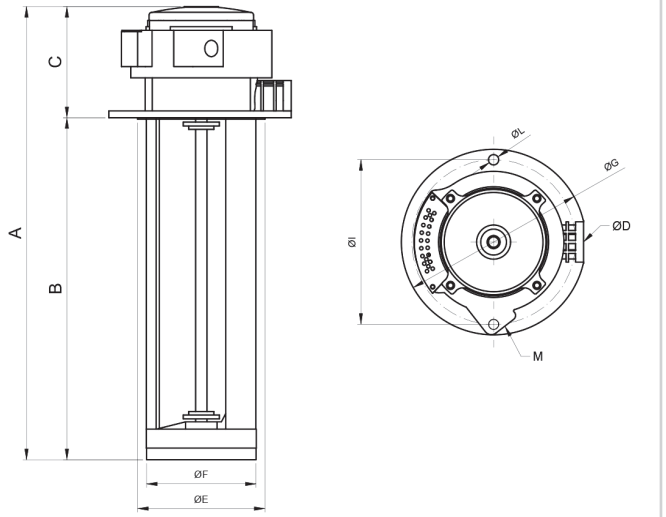

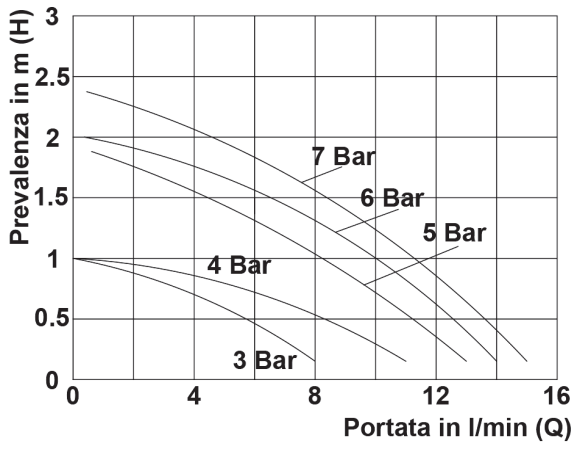

Articolo *Art.*	A mm	B mm	C mm	Ø D Ø M	Ø E mm	Ø F mm	Ø G mm	Ø I mm	Ø L mm	Temp. Liquido Max *Max Liquid Temp.*
MU.900	318	240	78	3/8”	90	78	130	114	7	70°C

N.B. Per il corretto utilizzo delle pompe si consiglia la visione della **tabella impieghi** illustrata a pagina 84-87.
NOTE: *For correct pump use, see* **uses table** *on page 84-87.*

ELETTROPOMPE AD IMMERSIONE SACEMI

IMMERSION PUMPS SACEMI

SERIE / *SERIES* **VO**



NEW

IMPIEGHI
Sono adatte al trasferimento di liquidi contenenti impurità.
La temperatura del liquido non deve superare i 90°C.

Vengono comunemente impiegate su:
- Macchine utensili (fresatura, tornitura, rettifica)
- Impianti di filtrazione
- Impianti di trattamento superfici

Motore - 2 poli - 2800 giri - trifase

USES
Suitable for transferring liquids containing impurities.
The temperature of liquid must not exceed 90°C.

Commonly used on:
- Machine tools (milling and turning machines - machining centres)
- Filtration systems
- Surface treatment plants

***Motor** 2 poles - 2800 rpm - three-phase*

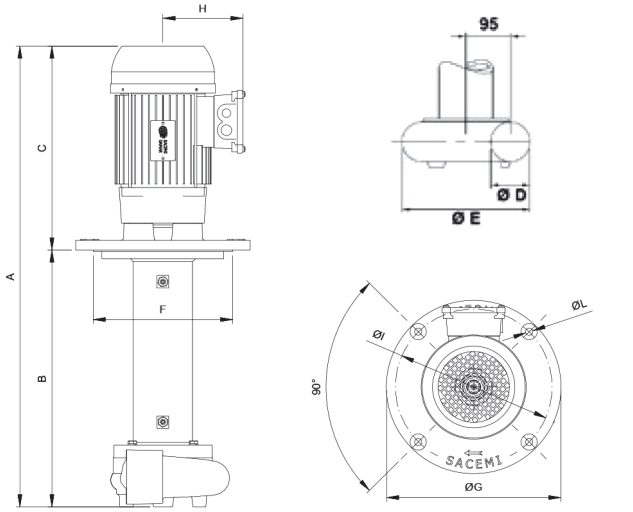

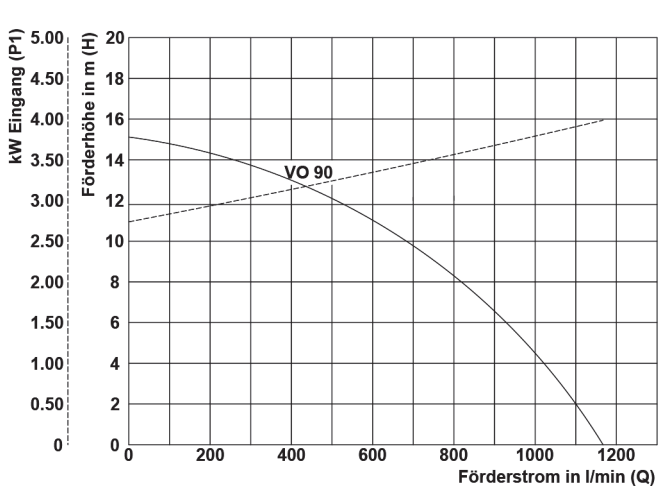

I dati riportati in questo diagramma sono riferiti ad una viscosità non superiore a 5 CST a 20°C.
The details shown on this diagram refers to a viscosity of not more than 5 CST at 20°C.

Articolo *Art.*	Kw	A mm	B mm	C mm	Ø D	Ø E mm	Ø F mm	Ø G mm	H mm	Ø I mm	Ø L mm	Temp. Liquido Max *Max Liquid Temp.*
MU.190	3.6	798	445	353	2”	235	240	300	138	270	13	90°C
MU.191	3.6	958	605	353	2”	235	240	300	138	270	13	90°C
MU.192	3.6	1209	856	353	2”	235	240	300	138	270	13	90°C

N.B. Per il corretto utilizzo delle pompe si consiglia la visione della **tabella impieghi** illustrata a pagina 84-87.
NOTE: *For correct pump use, see* **uses table** *on page 84-87.*

ELETTROPOMPE AD IMMERSIONE SACEMI

IMMERSION PUMPS SACEMI

SERIE / *SERIES* **MP**



IMPIEGHI
Sono adatte al trasferimento di liquidi contenenti impurità. La temperatura del liquido non deve superare i 90°C. Vengono comunemente impiegate su:
Serie MP 63 C - MP 71 A - MP 71 B
- Macchine utensili (fresatrici, torni, centri di lavoro)
- Macchine per la lavorazione del vetro
- Impianti di filtrazione

Serie MP 80 C - MP 90 B - MP 100 B
- Macchine utensili (fresatrici, torni, centri di lavoro)
- Impianti di filtrazione

Motore 2 poli - 2800 giri - trifase - **Classe F IP55**

USES
Suitable for transferring liquids containing impurities. The temperature of the liquid must not exceed 90°C. Commonly used on:
Series MP 63 C - MP 71 A - MP 71 B
- *Machine tools (milling machines, lathes, machining centres)*
- *Glass-working machines*
- *Filtering systems*

Series MP 80 C - MP 90 B - MP 100 B
- *Machine tools (milling machines, lathes, machining centres)*
- *Filtering systems*

Motor *2 poles - 2800 rpm - three-phase* - **Class F IP55**

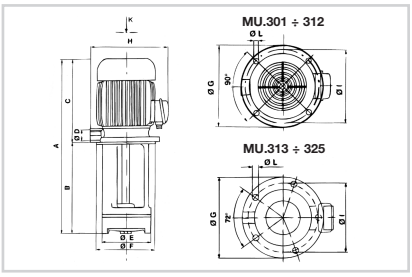

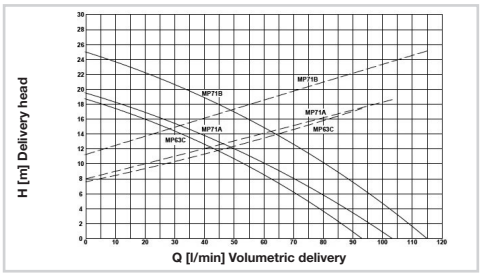

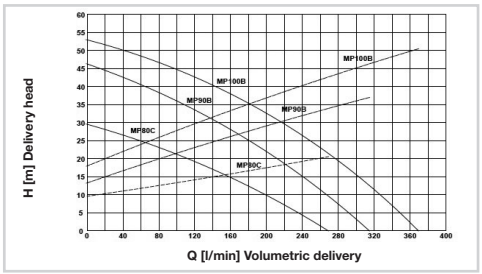

I dati riportati in questo diagramma sono riferiti ad una viscosità non superiore a 5 CST a 20°C.
The details shown on this diagram refers to a viscosity of not more than 5 CST at 20°C.

Articolo *Art.*	**Tipo** *Type*	**Kw**	**A** mm	**B** mm	**C** mm	**Ø D** Gas	**Ø E** mm	**Ø F** mm	**Ø G** mm	**H** mm	**Ø I** mm	**Ø L** mm	**Temp. Liquido Max** *Max Liquid Temp.*
MU.301	MP63/C	0.74	385	180	205	3/4”	128	130	180	190	150	9	90°C
MU.302			435	230									
MU.303			485	280									
MU.304			535	330									
MU.305	MP71/A	1.00	410	180	230	3/4”	128	130	180	190	150	9	90°C
MU.306			460	230									
MU.307			510	280									
MU.308			560	330									
MU.309	MP71/B	1.20	440	210	230	3/4”	128	130	180	190	150	9	90°C
MU.310			490	260									
MU.311			540	310									
MU.312			590	360									
MU.313	MP80/C	1.86	517	230	287	1”	190	190	230	245	204	9	90°C
MU.314			567	280									
MU.315			642	355									
MU.316			757	470									
MU.317	MP90/B	3.58	590	265	325	1”	190	190	230	255	204	9	90°C
MU.318			640	315									
MU.319			715	390									
MU.320			830	505									
MU.321	MP100/B	4.85	625	265	360	1-1/4”	202	220	250	275	235	9	90°C
MU.322			675	315									
MU.323			725	365									
MU.324			775	415									
MU.325			955	595									

N.B. Per il corretto utilizzo delle pompe si consiglia la visione della **tabella impieghi** illustrata a pagina 84-87.
NOTE: *For correct pump use, see* **uses table** *on page 84-87.*

ELETTROPOMPE SACEMI PER TRAVASO

SACEMI TRANSFER PUMPS

SERIE / *SERIES* **TR**



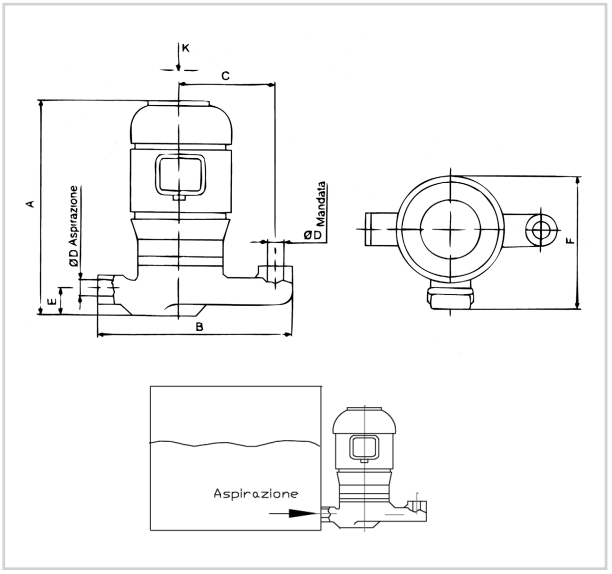

IMPIEGHI
Sono adatte al trasferimento di liquidi contenenti impurità. Vengono usate normalmente nei casi in cui non ci sia spazio sulla parte superiore del serbatoio. Nei casi in cui il liquido sia particolarmente sporco si consiglia di costruire il serbatoio a scomparti per consentire il deposito delle morchie prima che le stesse possano essere ripescate dalla pompa stessa. Per garantire una giusta durata alla pompa, non bisogna farla girare a secco, in quanto la tenuta meccanica non è autolubrificata.

Motore 2 poli - 2800 giri - trifase - **Classe F IP55**

USES
Suitable for transferring liquids containing impurities. They are normally used in cases in which there is no room on the upper part of the tank. In those cases in which the liquid is particularly dirty, it is best to build the tank in compartments to allow sludge to deposit before this is sucked up by the pump. To ensure correct pump life, this must not run dry as the mechanical seals are not self-lubricated.

Motor *2 poles - 2800 rpm - three-phase* - **Class F IP55**

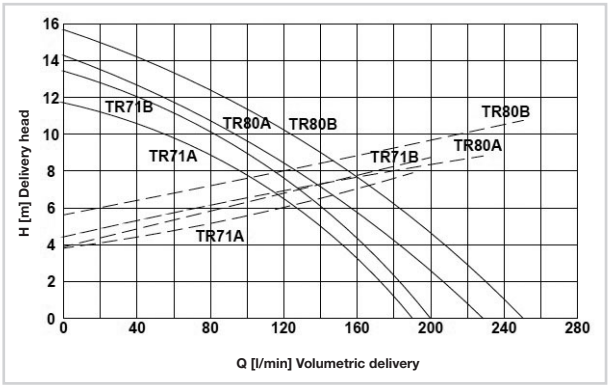

I dati riportati in questo diagramma sono riferiti ad una viscosità non superiore a 5 CST a 20°C.
The details shown on this diagram refers to a viscosity of not more than 5 CST at 20°C.

Articolo *Art.*	**Tipo** *Type*	**Kw**	**A mm**	**B mm**	**C mm**	**Ø D Gas**	**Ø E mm**	**Ø F mm**	**Temp. Liquido Max** *Max Liquid Temp.*
MU.351	TR71/A	1.00	320	290	130	1”	40	220	90°C
MU.352	TR71/B	1.20	320	290	130	1”	40	220	90°C
MU.353	TR80/A	1.01	370	290	130	1”	40	220	90°C
MU.354	TR80/B	1.47	370	290	130	1”	40	220	90°C

N.B. Per il corretto utilizzo delle pompe si consiglia la visione della **tabella impieghi** illustrata a pagina 84-87.
NOTE: *For correct pump use, see* **uses table** *on page 84-87.*

ELETTROPOMPE CENTRIFUGHE AD IMMERSIONE

CENTRIFUGAL IMMERSION PUMPS



IMPIEGHI
Elettropompe per la circolazione di liquidi refrigeranti con acqua emulsionabile con prestazioni di alta prevalenza e di portata fino a 60 lt./minuto. Garantisce una forte penetrazione del getto refrigerante nelle zone di taglio. Impiego su macchine utensili.

Particolarità costruttive
Carcassa in alluminio ossidata galvanicamente. L'albero in acciaio inox ruota su cuscinetti inseriti su appropriate sedi assorbenti vibrazioni e rumorosità. Motore trifase multitensione in classe F. Le parti componenti del motore costruite in materiale termoplastico non infiammabile, sono conformi alle norme VDE 0730 e UL 94. Grado di protezione in esecuzione normale IP54.

USES
These pumps for the circulation of coolants with emulsifiable water with high head performance and capacity up to 60 l/min. Ensures a strong penetration of the cooling jet in cutting areas. Used on machine tools.

Construction details
Casing in galvanized aluminium. The stainless-steel shaft turns on bearings fitted in special housings that dampen vibration and noise. Class-F multi-voltage three-phase motor. The component parts of the motor are made of non-inflammable thermoplastic material and conform to VDE 0730 and UL 94. Normal operating insulation standard - IP54.

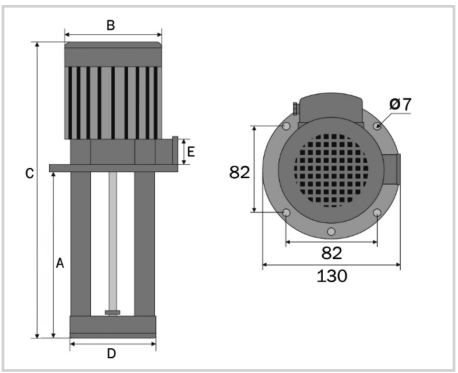

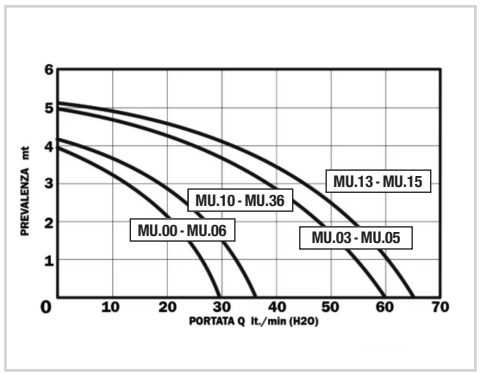

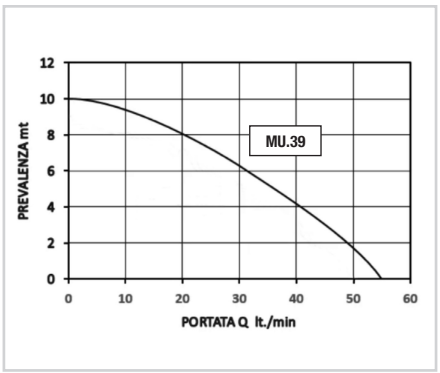

Monofase *Single-phase*	Trifase *Tree-phase*	220/240		230/400		A	B	C	D	E
Articolo *Art.*	Articolo *Art.*	HP	KW	HP	KW					
MU.00	**MU.10**	0.10	0.07	0.12	0.09	85	96	212	87	3/8"
MU.01	**MU.11**	0.10	0.07	0.12	0.09	120	96	247	87	3/8"
MU.02	**MU.12**	0.10	0.07	0.12	0.09	150	96	277	87	3/8"
MU.06 NEW	**MU.36** NEW	0.10	0.07	0.12	0.09	180	96	307	87	3/8"
MU.03	**MU.13**	0.12	0.08	0.16	0.12	85	96	212	87	1/2"
MU.04	**MU.14**	0.12	0.08	0.16	0.12	150	96	277	87	1/2"
MU.07 NEW	**MU.37** NEW	0.12	0.08	0.16	0.12	180	96	307	87	1/2"
MU.05	**MU.15**	0.12	0.08	0.16	0.12	200	96	327	87	1/2"
MU.39 NEW	**MU.38** NEW	0.23	0.17	0.23	0.17	250	98	395	98	3/4"

N.B. Per il corretto utilizzo delle pompe si consiglia la visione della **tabella impieghi** illustrata a pagina 84-87.
NOTE: *For correct pump use, see* **uses table** *on page 84-87.*

ELETTROPOMPE CENTRIFUGHE AD IMMERSIONE

CENTRIFUGAL IMMERSION PUMPS

SERIE / *SERIES* **TR**



Particolarità costruttive:
- Struttura della pompa in materiale termoplastico non infiammabile conforme alle norme VDE 0730 e UL 94
- Motore asincrono monofase specifico per applicazioni su macchine trifasi e monofasi
- Avvolgimenti in filo di rame doppio smalto classe H 180°C
- Isolamento verso massa maggiore di 5000 V
- Cuscinetti a doppio schermo
- Albero in acciaio inox. AISI 420

Motore
- Potenza resa all'albero 60 W
- Alimentazione V. 220/380
- Assorbimenti A. 0,5/0,33
- Frequenza Hz. 50

Construction features:
- *Pump structure in non-inflammable thermoplastic material in conformity with VDE 0730 and UL 94*
- *Asynchronous single-phase motor for fitting to three-phase and single-phase motors*
- *Double-enamelled copper wire windings class H 180°C*
- *Earth insulation greater than 5000 V*
- *Double-shield bearings*
- *AISI 420 stainless-steel shaft*

Motor:
- *Power output at shaft 60 W*
- *Power voltage 220/380 V*
- *Amp draw 0.5/0.33 A*
- *Frequency 50 Hz*

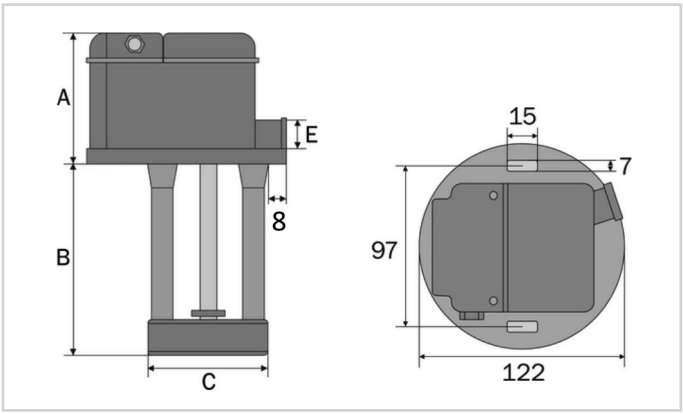

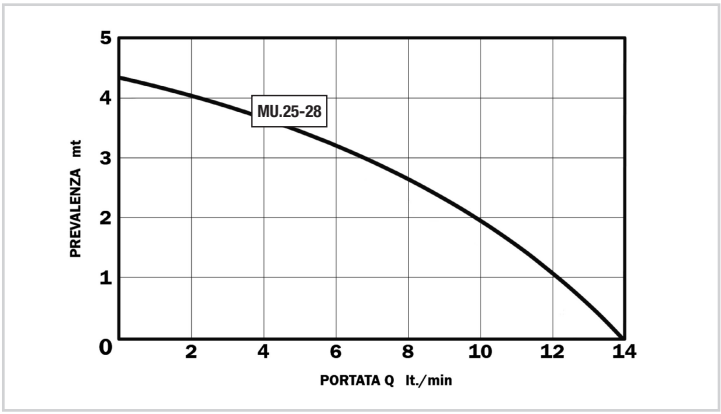

Articolo *Art.*	A	B	C	E
MU.25	82	60	75	3/8"
MU.26	82	85	75	3/8"
MU.27	72	120	75	3/8"
MU.28	72	150	75	3/8"

ELETTROPOMPE SOMMERSE

SUBMERSIBLE PUMPS



Applicazione
Su troncatrici per metalli, troncatrici per l'edilizia, nelle fontanelle da giardino o negli acquari di grosse dimensioni. Sono anche utilizzate per il ricircolo di acque contenenti polveri abrasive e di liquidi refrigeranti non infiammabili.

Caratteristiche costruttive
- Elettropompa funzionante totalmente immersa nel liquido
- Motore elettrico del tipo a poli schermati
- Avvolgimenti isolati in classe F con salvamotore termico incorporato
- Filtro antintasamento in aspirazione **(MSE 05)**
- Lunghezza cavo elettrico metri 2
- Grado di protezione IPX8

Application
Metal cutting-off machines, cutting-off machines for the building trade, for garden fountains or large aquariums. Also used for circulating water containing abrasive powders and non-inflammable coolants.

Construction features
- *Fully-submersed pump in the liquid*
- *Shielded-pole type electric motor*
- *Class-F insulated windings with incorporated circuit breaker*
- *Anti-blockage suction filter **(MSE 05)***
- *Length of power cable, 2 meters*
- *Insulation standard IPX8*

MS e MSP

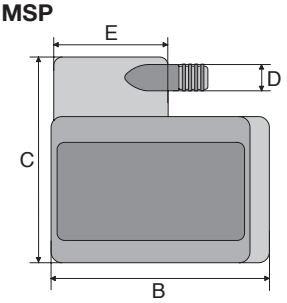

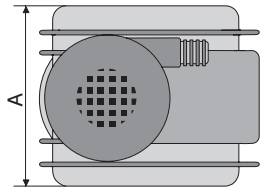

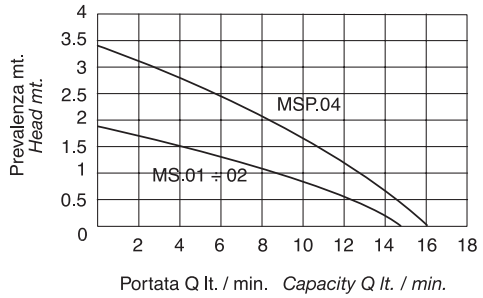

MSE.05

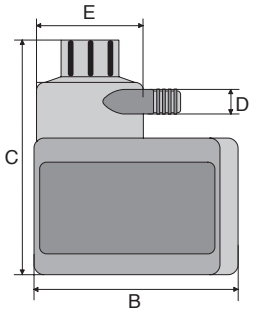

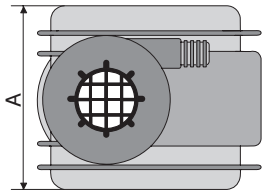

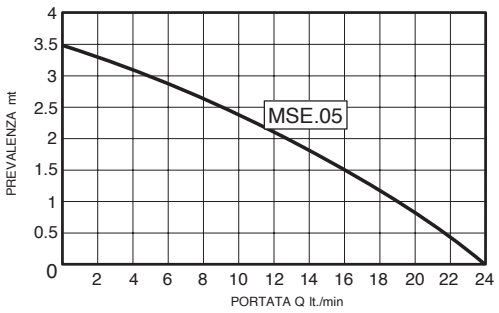

Articolo *Art.*	Watt	Volt/Hz	Amp.	Giri/min. *RPM/min.*	A	B	C	D	E
MS.01	49	48/50	0.50	2800	68	83	86	11	47
MS.02	49	220/50	0.50	2800	68	83	86	11	47
MSP.04	65	220/50	0.56	2800	68	83	86	11	59
MSE.05 *	59	220/50	0.56	2780	68	89	109	13.5	59

*** Per edilizia -** *For building construction.*
Su richiesta è possibile fornire elettropompe con tensione diverse. - *On request can be supplied with electric voltage different.*

ELETTROPOMPE BISENSO

TWO WAY ELECTRIC PUMPS

SERIE / *SERIES* **DMOD**



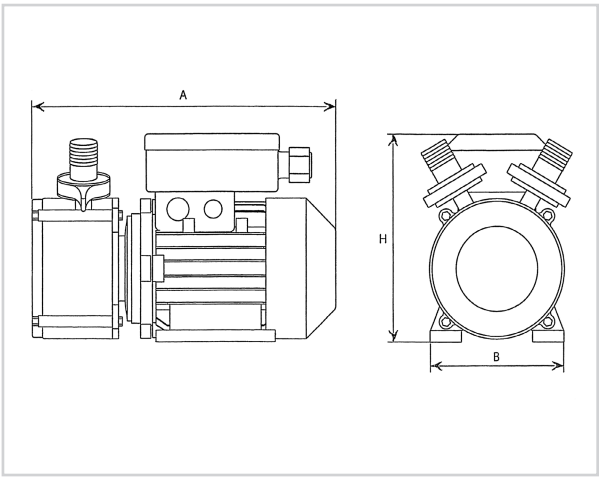

GENERALITÀ
Elettropompe autoadescanti bisenso ad anello liquido laterale con girante a geometria stellare. Questa serie di pompe ha una capacità di aspirazione anche con una discontinua disponibilità di liquido in aspirazione (presenza di aria o altri gas). Indicate esclusivamente per il travaso di liquidi filtrati che devono essere puliti e neutri o contenere una percentuale massima di 0,2 - 0,5% di solidi con caratteristiche tali da escludere ogni eventuale usura delle superfici interne della pompa: impiegate principalmente nel settore agricolo, enologico, nautico, giardinaggio. **La pompa DMOD 14 è adatta anche per olio con viscosità fino a 6% E.**

Materiali
- Corpo pompa e girante: lega di ottone
- Albero motore in acciaio inox AISI 416
- Tenuta: MIM doppio labbro NBR

Motore
- Motore monofase 230V a 1400 giri (MOD 20 2800 giri)
- Isolamento: classe B e classe F a seconda dei tipi

Limiti di impiego
- Pressione massima d'esercizio: 5 bar
- Temperatura massima del liquido pompato 40°C

FEATURES
Self priming, two way pumps with lateral liquid ring and star shaped impeller, suitable for suction even whether continuous flow might be lacking. Designed for filtered liquids, in farming, gardening end marine sectors. Liquid should be neutral and clear or with a max. percentage of solids not over 0,2 - 0,5%. ***DMOD 14 pump is also suitable for oil with viscosity up to 6% E.***

Materials
- *Pump body and impeller: brass alloy*
- *Shaft: stainless steel AISI 416*
- *Seal: double lip seal NBR*

Motor
- *Single-phase 230V motor 1400rpm (MOD 20 2800rpm)*
- *Insultation: Class B and class F (depending on models)*

Operating conditions
- *Max. working pressure: 5 bar*
- *Max. temperature of pumped liquid 40°C*

Articolo *Art.*	**Dimensioni /** *Dimensions*			**Potenza** *Power*		**Bocche** *Bores*	**Prevalenza manometrica totale in m C.A.** *Total head in meters w.c.*								
	Pompa / *Pump*						**2**	**5**	**6**	**7**	**10**	**12**	**15**	**20**	**21**
	A	**B**	**H**	**Hp**	**Kw**	**mm**	**Q = Portata /** *Capacity l/min*								
DMOD14OIL	230	120	190	0.6	0.44	14	11	7	6	4	1	-	-	-	-
DMOD20	230	120	190	0.5	0.36	20	24	22	21	19	15	12	8	-	-
DMOD25	250	120	190	0.6	0.44	25	45	33	31	29	20	15	8	-	-
DMOD30	310	150	210	1	0.75	30	85	60	55	50	42	36	26	-	-

ELETTROPOMPA PERIFERICA

PERIPHERAL ELECTRIC PUMP

SERIE / *SERIES* **IDB**



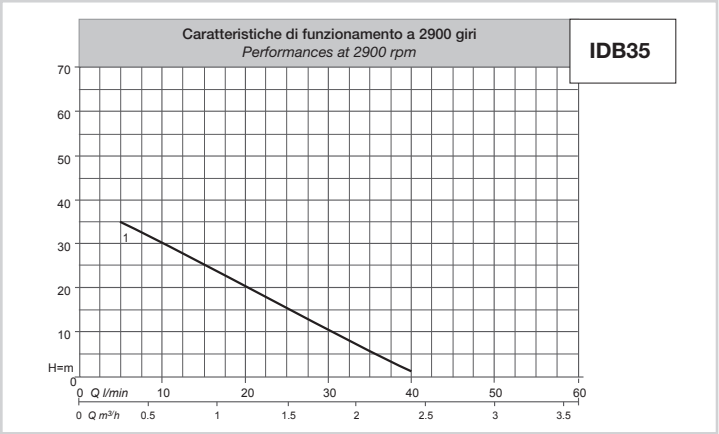

GENERALITÀ
Elettropompa volumetrica periferica in grado di sviluppare pressioni elevate in rapporto a portate e potenze modeste.

Materiali
- Corpo pompa: ghisa
- Albero: acciaio inox AISI 416
- Girante in ottone
- Tenuta meccanica in ceramica grafite

Motore
- Motore chiuso autoventilato
- Protezione: IP44
- Isolamento classe F
- Alimentazione monofase 230V-50Hz con protezione termica e condensatore permanentemente inserito

Limiti di impiego
- Pressione massima 6 bar
- Temperatura acqua max. 90°C

FEATURES
Peripheral electric pump able to develop high pressures in relation to small deliveries and powers.

Materials
- *Pump body: cast iron*
- *Shaft: stainless steel AISI 416*
- *Impeller: brass*
- *Ceramic graphite mechanical seal*

Motor
- *Motor: closed self-ventilated*
- *Protection: IP44*
- *Insulation class F*
- *Single-phase feeding 230V-50Hz with thermal protection and capacitor permanently connected*

Operating conditions
- *Max. pressure 6 bar*
- *Max. water temperature 90°C*

PRESTAZIONI TECNICHE 2900 GIRI / *TECHNICAL PERFORMANCES AT 2900 RPM*

Articolo *Art.* **1 ph 230V 50Hz**	**Pot. nominale** *Nominal power*		**Ampere**	**Q = Portata** / *Capacity*						
				m³/h	0.3	0.6	1.2	1.8	2.4	3
				l/min	5	10	20	30	40	50
	Hp P2	**kW P2**		**Prevalenza manometrica totale in m. C.A.** / *Total head in meters w.c.*						
IDB35	0.5	0.37	2.3	40	36	30	21	13	5	-

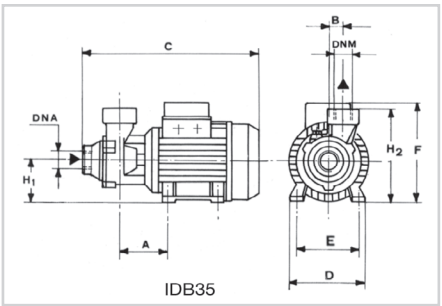

Caratteristiche di funzionamento per servizio continuo, con altezza di aspirazione fino a 7 mt e y=1 Kg/dm³. Per aspirazione oltre 4 mt. installare un tubo aspirante con diametro interno maggiore del diametro della bocca aspirante.

Performance specified refer to continuous operation, with a manometric suction lift of 7 m. and y=1 Kg/dm³. For suction over 4 m. install a sucking pipe with internal diameter larger than the suction connection.

Articolo *Art.*	**Dimensioni mm** / *Dimensions mm*									
	A	**B**	**C**	**D**	**E**	**F**	**H1**	**H2**	**DNA**	**DNM**
IDB35	60	20	260	120	100	160	63	138	1” G	1” G

POMPE AUTODESCANTI CENTRIFUGHE

SELF-PRIMING CENTRIFUGAL PUMPS

SERIE / *SERIES* **JETSR**



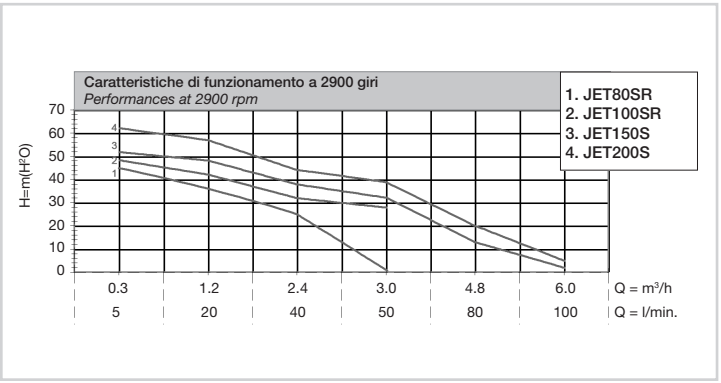

GENERALITÀ
Elettropompe autoadescanti tipo jet, indicate per aspirazioni fino ad 8/9 metri di profondità, specialmente in presenza di acque miscelate a gas.

Materiali
- Corpo pompa in ghisa
- Supporto motore in ghisa
- Albero in acciaio inox AISI 416
- Girante e diffusore in Noryl®
- Tenuta meccanica ceramica-grafite

Motore
- Motore chiuso autoventilato
- Protezione: IP44
- Alimentazione monofase 230V-50Hz, autoprotetto con condensatore permanentemente inserito
- Isolamento classe F

Limiti di impiego
- Pressione massima 5 bar
- Temperatura acqua max. 50°C

FEATURES
Self–priming jet-type electric pumps, fit for suction up to 8/9 m deep, especially in the presence of water mixed with gas.

Materials
- *Cast-iron pump body*
- *Cast-iron motor bracket*
- *Stainless steel shaft AISI 416*
- *Noryl® impeller and diffuser*
- *Ceramic graphite mechanical seal*

Motor
- *Enclosed self-ventilated motor*
- *Protection: IP44*
- *Single-phase feeding 230V-50Hz, with built-in motor protector, capacitor permanently connected*
- *Insulation class F*

Operating conditions
- *Max. pressure 5 bar*
- *Max. water temperature 50°C*

PRESTAZIONI TECNICHE 2900 GIRI / *TECHNICAL PERFORMANCES AT 2900 RPM*

Articolo *Art.*	**(kW)**	**(HP)**	**Ampere 1ph 230V**	**Q = Portata** / *Capacity*						
				m³/h	0.6	1.2	2.4	3.0	4.8	6.0
				l/min	10	20	40	50	80	100
				Prevalenza manometrica totale in m. C.A. / *Total head in meters w.c.*						
JET80SR	0.6	0.8	3.9	49	45	36	27	-	-	-
JET100SR	0.75	1.0	5.0	50	48	42	30	27	-	-
JET150S	1.1	1.5	9.0	50	46	41	36	31	25	18
JET200S	1.5	2.0	10.0	55	52	48	44	42	31	25

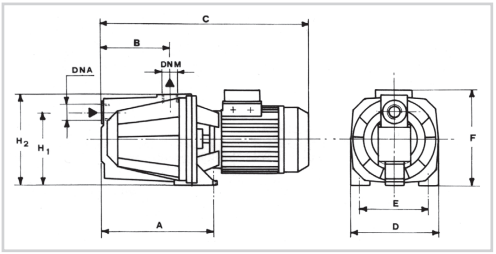

Articolo *Art.*	**Dimensioni mm** / *Dimensions mm*									
	A	**B**	**C**	**D**	**E**	**F**	**H1**	**H2**	**DNA**	**DNM**
JET80SR	230	140	420	180	140	195	152	185	1" G	1" G
JET100SR	230	140	420	180	140	195	152	185	1" G	1" G
JET150S	269.6	167	506	203	165	231.5	180	220	1" G	1" G
JET200S	269.6	167	506	203	165	231.5	180	220	1" G	1" G

POMPE AUTODESCANTI CENTRIFUGHE

SELF-PRIMING CENTRIFUGAL PUMPS

SERIE / *SERIES* **SCMR**



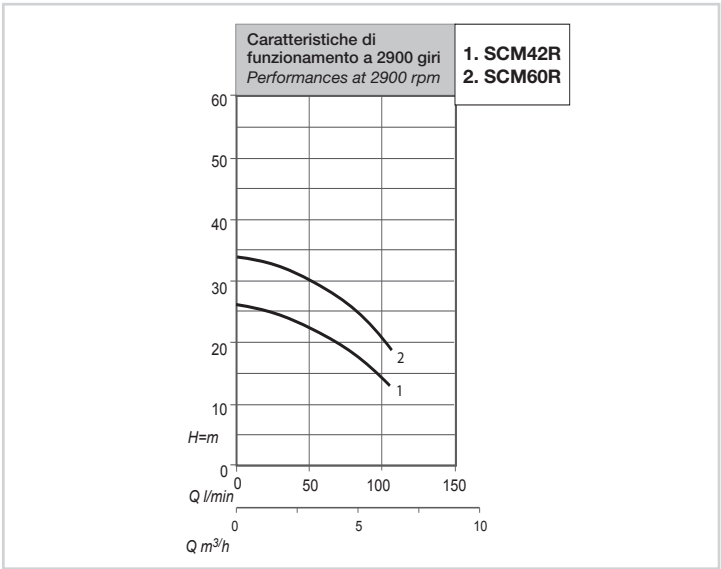

GENERALITÀ
Elettropompe centrifughe monogiranti, monoblocco, ideali per pressurizzare impianti idrici domestici ed industriali, piccole e medie irrigazioni.

Materiali
- Corpo pompa in ghisa
- Supporto motore in ghisa
- Albero in acciaio inox AISI 416
- Girante in Noryl®
- Tenuta meccanica ceramica-grafite

Motore
- Motore chiuso autoventilato
- Protezione IP44
- Alimentazione monofase 230V- 50Hz, autoprotetto con condensatore permanentemente inserito

Limiti di impiego
- Pressione massima 6 bar
- Temperatura acqua max. 50°C

FEATURES
Single impeller centrifugal electric pumps, monobloc. Used for domestic and industrial booster plants, small and medium irrigation.

Materials
- *Cast-iron pump body*
- *Cast-iron motor bracket*
- *Stainless steel shaft AISI 416*
- *Impeller of Noryl®*
- *Ceramic-graphite mechanical seal*

Motor
- *Enclosed self-ventilated motor*
- *Protection IP44*
- *Single-phase feeding 230V-50Hz, with built-in motor protector, capacitor permanently connected*

Operating conditions
- *Max. pressure 6 bar.*
- *Max. water temperature 50°C.*

PRESTAZIONI TECNICHE 2900 GIRI / *TECHNICAL PERFORMANCES AT 2900 RPM*

Articolo *Art.* **1 ph 230V 50Hz**	**Pot. nominale** *Nominal power*		**Ampere**	**Q = Portata** / *Capacity*						
				m³/h	1.2	2.4	3.6	4.2	4.8	5.4
				l/min	20	45	60	70	80	90
	Hp P2	**kW P2**		**Prevalenza manometrica totale in m. C.A.** / *Total head in meters w.c.*						
SCM42R	0.8	0.59	4.4		25.8	24.5	22	20.9	19.5	17.5
SCM60R	1.0	0.74	6		32.5	31.5	29.5	29.3	26.8	25.2

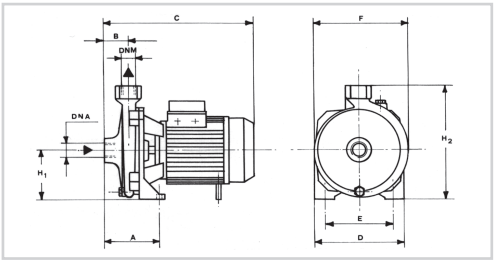

Articolo *Art.*	**Dimensioni mm** / *Dimensions mm*									
	A	**B**	**C**	**D**	**E**	**F**	**H1**	**H2**	**DNA**	**DNM**
SCM42R	110	45	300	180	140	185	97	234	1” G	1” G
SCM60R	110	45	300	180	140	185	97	234	1” G	1” G

ELETTROPOMPE CENTRIFUGHE NORMALIZZATE

CLOSE COUPLED ELECTRICALLY CENTRIFUGAL PUMPS

SERIE / *SERIES* **DCM**



flange
flanges

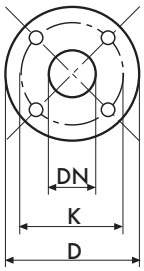

Dimensioni mm *Dimensions mm*				
DN	D	K	fori *holes*	
			n°	Ø
32	140	100	4	18
40	150	110	4	18
50	165	125	4	18
65	185	145	4	18
80	200	160	4	18
100	220	180	8	18

GENERALITÀ
Elettropompe centrifughe, monoblocco e monogirante, interamente costruite in Italia, con corpo pompa realizzato in accordo alle norme EN 733 collegato al motore mediante supporto, adatte per il pompaggio di acqua pulita e di altri liquidi chimicamente e meccanicamente non aggressivi. La possibilità di installazione in qualunque posizione,fatta eccezione di quella che comporta la bocca aspirante rivolta verso l'alto, rende agevole e conveniente l'utilizzo per le più svariate esigenze in campo civile, agricolo, industriale o impiantistico in generale.

Materiali
- Corpo pompa e supporto motore in ghisa
- Girante in ghisa (su richiesta in bronzo)
- Albero in acciaio inossidabile AISI 304
- Tenuta meccanica in ceramica grafite

Motore
- Motore ad induzione del tipo chiuso autoventilato
- Protezione IP55
- Isolamento classe F
- Forma costruttiva B5 per servizio continuo
- Alimentazione monofase 230V-50Hz
- Alimentazione trifase 230/400V-50Hz fino a 5,5 HP, 400/690V-50Hz per potenze superiori a 7,5 Hp.

Limiti di impiego
- Pressione massima: 10 bar
- Temperatura liquido max: 90°C

FEATURES
Centrifugal, single impeller, monobloc electric pumps with pump body built according to EN 733 Standards, connected to the motor through a support unit, suitable for pumping clean water and chemically and mechanically non aggressive liquids. DCM series pumps are entirely made in Italy. It can be installed in any position excluding the one with inlet up-words and this, along with its special design, makes its use easier and more convenient in most fields: civil, industrial, agricultural.

Materials
- *Cast-iron pump body and motor bracket*
- *Cast-iron impeller (bronze impeller upon request)*
- *Stainless steel shaft AISI 304*
- *Ceramic graphite mechanical seal*

Motor
- *Closed self-ventilated induction motor*
- *Protection IP55*
- *Insulation class F*
- *B5 construction standards for continuous service*
- *Single-phase feeding 230V-50Hz*
- *Three-phase feeding 230/400V-50Hz up to 5,5 HP, 400/690V-50 Hz for rated output from 7,5 Hp*

Operating conditions
- *Max. working pressure: 10 bar*
- *Max. temperature of liquid: 90°C*

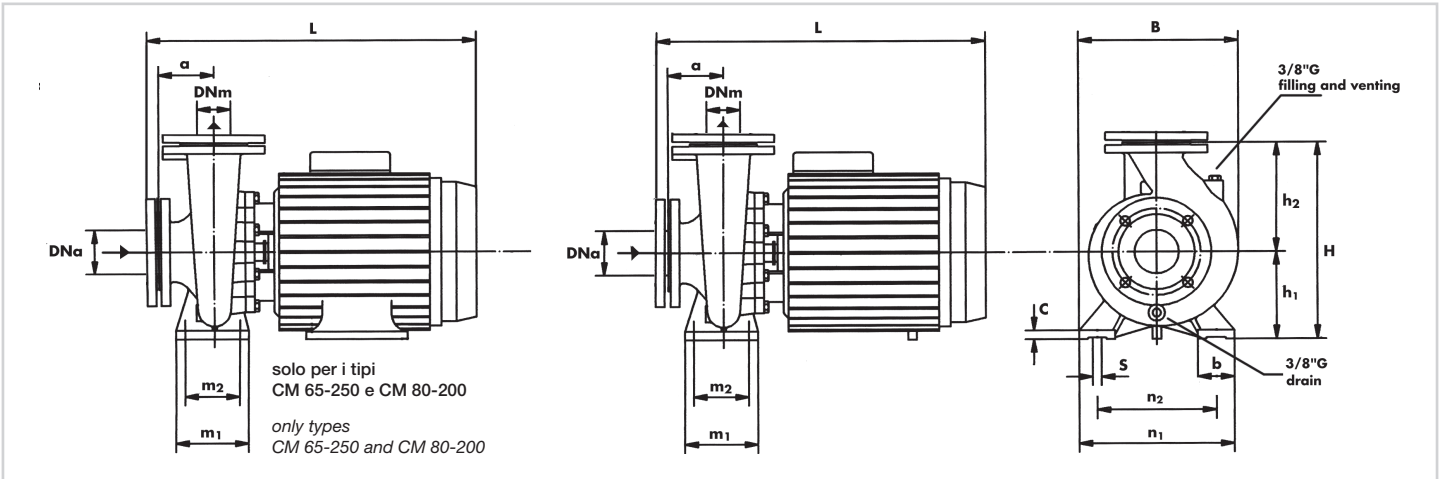

DELL'ERBA

Articolo *Art.*	Dimensioni pompa (mm) *Pump dimensions (mm)*														
	DNM	DNA	a	h1	h2	m1	m2	n1	n2	b	c	s	L	B	H
DCM 32-160 C	32	50	80	132	160	100	70	240	190	50	12	14	490	240	292
DCM 32-160 B	32	50	80	132	160	100	70	240	190	50	12	14	490	240	292
DCM 32-160 A	32	50	80	132	160	100	70	240	190	50	12	14	490	240	292
DCM 32-200 C	32	50	80	160	180	100	70	240	190	50	12	14	505	268	340
DCM 32-200 B	32	50	80	160	180	100	70	240	190	50	12	14	565	268	340
DCM 32-200 A	32	50	80	160	180	100	70	240	190	50	12	14	565	268	340
DCM 32-250 C	32	50	100	180	225	125	95	320	250	65	12	14	625	305	405
DCM 32-250 B	32	50	100	180	225	125	95	320	250	65	14	14	625	305	405
DCM 32-250 A	32	50	100	180	225	125	95	320	250	65	14	14	695	305	405
DCM 40-125 C	40	65	80	112	140	100	70	210	160	50	12	14	495	220	252
DCM 40-125 B	40	65	80	112	140	100	70	210	160	50	12	14	495	220	252
DCM 40-125 A	40	65	80	112	140	100	70	210	160	50	12	14	495	220	252
DCM 40-160 B	40	65	80	132	160	100	70	240	190	50	12	14	500	245	292
DCM 40-160 A	40	65	80	132	160	100	70	240	190	50	15	14	500	245	292
DCM 40-200 B	40	65	100	160	180	100	70	265	212	50	15	14	590	273	340
DCM 40-200 A	40	65	100	160	180	100	70	265	212	50	15	14	590	273	340
DCM 40-250 B	40	65	100	180	225	125	95	320	250	65	15	14	630	322	405
DCM 40-250 A	40	65	100	180	225	125	95	320	250	65	15	14	700	322	405
DCM 50-125 B	50	65	100	132	160	100	70	240	190	50	12	14	525	250	292
DCM 50-125 A	50	65	100	132	160	100	70	240	190	50	12	14	525	250	292
DCM 50-160 B	50	65	100	150	180	100	70	265	212	50	12	14	590	270	340
DCM 50-160 A	50	65	100	150	180	100	70	265	212	50	12	14	590	270	340
DCM 50-200 C	50	65	100	160	200	100	70	265	212	50	12	14	635	290	360
DCM 50-200 B	50	65	100	160	200	100	70	265	212	50	12	14	635	290	360
DCM 50-200 A	50	65	100	160	200	100	70	265	212	50	12	14	705	290	360
DCM 50-250 C	50	65	100	180	225	125	95	320	250	65	14	14	705	332	405
DCM 50-250 B	50	65	100	180	225	125	95	320	250	65	14	14	750	332	405
DCM 50-250 A	50	65	100	180	225	125	95	320	250	65	14	14	750	332	405
DCM 65-125 B	65	80	100	160	180	125	95	280	212	65	14	14	605	280	340
DCM 65-125 A	65	80	100	160	180	125	95	280	212	65	14	14	605	280	340
DCM 65-160 C	65	80	100	160	200	125	95	280	212	65	14	14	635	290	360
DCM 65-160 B	65	80	100	160	200	125	95	280	212	65	14	14	635	290	360
DCM 65-160 A	65	80	100	160	200	125	95	280	212	65	14	14	705	290	360
DCM 65-200 C	65	80	100	180	225	125	95	320	250	65	14	14	705	330	405
DCM 65-200 B	65	80	100	180	225	125	95	320	250	65	14	14	750	330	405
DCM 65-200 A	65	80	100	180	225	125	95	320	250	65	14	14	750	330	405
DCM 65-250 B	65	80	100	200	250	160	120	360	280	80	16	19	850	370	450
DCM 65-250 A	65	80	100	200	250	160	120	360	280	80	16	19	850	370	450
DCM 80-160 D	80	100	125	180	225	125	95	320	250	65	14	14	665	330	405
DCM 80-160 C	80	100	125	180	225	125	95	320	250	65	14	14	735	330	405
DCM 80-160 B	80	100	125	180	225	125	95	320	250	65	14	14	780	330	405
DCM 80-160 A	80	100	125	180	225	125	95	320	250	65	14	14	780	330	405
DCM 80-200 B	80	100	125	180	225	125	95	345	280	65	16	14	870	355	405
DCM 80-200 A	80	100	125	180	225	125	95	345	280	65	16	14	870	355	405

ELETTROPOMPE CENTRIFUGHE NORMALIZZATE

CLOSE COUPLED ELECTRICALLY CENTRIFUGAL PUMPS

Articolo *Art.*	**Potenza motore** *Nominal power motor*		**I 3x400V 50 Hz**	**Q = Portata /** *Capacity*													
				m^3/h	4.5	6	7.5	9	12	15	18	21	24	27	30	33	36
				l/min	75	100	125	150	200	250	300	350	400	450	500	550	600
	Hp P2	**kW P2**	**A**	**Prevalenza manometrica totale in m. C.A. /** *Total head in meters w.c.*													
DCM 32-160 C *	2	1.5	4	24.7	24.4	24.1	23.6	23	21.5	19.6	17.2	14.1	-	-	-	-	-
DCM 32-160 B *	3	2.2	5.2	29	-	28.5	28	27.3	25.7	23.8	21.4	18.5	14.8	-	-	-	-
DCM 32-160 A	4	3	7.1	36.8	-	36.4	36	35.4	34.2	32.8	31.1	28.8	26	22.3	-	-	-
DCM 32-200 C	5.5	4	9.4	41	-	40	39.5	38.8	37.5	36	34.2	32.2	30	27	-	-	-
DCM 32-200 B	7.5	5.5	14.2	53	-	52	51.5	51	50	48.5	46.8	45	42.7	40.1	37	33.3	28.7
DCM 32-200 A	10	7.5	16.5	61	-	60.5	60	59.5	58.5	57.2	55.5	53.7	51.5	49	46.2	42.7	38.5
DCM 32-250 C	12.5	9.2	20.1	70	-	-	68.5	68	67	65.5	63.5	61.5	58.7	55	50.5	-	-
DCM 32-250 B	15	11	24.2	82	-	-	81	80.5	79.5	78.5	77	75	72.6	70	66.5	-	-
DCM 32-250 A	20	15	30.1	93	-	-	92.5	92	91.5	90.5	89.5	88	85.7	83.5	80	-	-
DCM 40-125 C *	2	1.5	4	17.4	-	-	17.6	17.5	17.3	16.9	16.4	15.8	15.1	14.2	13.3	-	-
DCM 40-125 B *	3	2.2	5.2	20.7	-	-	-	21.3	21.2	21	20.6	20.1	19.4	18.7	17.9	17	-
DCM 40-125 A	4	3	7.1	25.2	-	-	-	25.8	25.8	25.6	25.4	24.9	24.4	23.7	22.9	22	21.1
DCM 40-160 B *	4	3	7.4	30	-	-	-	30.1	30	29.6	29	28.2	27.1	25.9	24.4	22.8	21
DCM 40-160 A	5.5	4	9.9	35.4	-	-	-	35.6	35.5	35.3	35	34.2	33.2	32	30.6	29	27.3
DCM 40-200 B	7.5	5.5	13.2	46.7	-	-	-	47	46.8	46.4	45.6	44.5	43.2	41.6	39.9	37.9	35.8
DCM 40-200 A	10	7.5	16.8	56.4	-	-	-	57.8	58	57.9	57.6	56.9	56	54.7	53	51.1	48.9
DCM 40-250 B	15	11	24.2	75.5	-	-	-	74.6	74.2	73.5	72.7	71.7	70.4	69	67.2	65	62.5
DCM 40-250 A	20	15	32	91.5	-	-	-	90.4	89.8	89.3	88.5	87.5	86.6	85.5	84	82.5	80.5
DCM 50-125 B *	4	3	7.4	19.5	-	-	-	-	20.2	20.2	20.1	20	19.8	19.3	19.1	18.7	18.3
DCM 50-125 A	5.5	4	9.9	24.5	-	-	-	-	-	25	24.9	24.8	24.6	24.4	24.2	23.8	23.5
DCM 50-160 B	7.5	5.5	11.6	30.2	-	-	-	-	-	-	-	30.5	30.3	30.1	29.8	29.5	29
DCM 50-160 A	10	7.5	15.8	36.3	-	-	-	-	-	-	-	37.0	36.9	36.8	36.6	36.4	36.1
DCM 50-200 C	12.5	9.2	18.5	47	-	-	-	-	-	-	-	-	45.7	45.1	44.5	43.7	42.9
DCM 50-200 B	15	11	21	52	-	-	-	-	-	-	-	-	51	50.5	50	49.3	48.5
DCM 50-200 A	20	15	27	58.5	-	-	-	-	-	-	-	-	58.1	58	57.5	57	56.4
DCM 50-250 C	20	15	32.5	71.5	-	-	-	-	-	-	-	-	-	70.8	70.3	69.7	69
DCM 50-250 B	25	18.5	41.5	78	-	-	-	-	-	-	-	-	-	78	77.4	76.8	76.1
DCM 50-250 A	30	22.5	51.5	90	-	-	-	-	-	-	-	-	-	89.5	88.8	88.3	87.7
DCM 65-125 B	7.5	5.5	12.3	19.8	-	-	-	-	-	-	-	-	-	-	21	20.8	20.7
DCM 65-125 A	10	7.5	15.9	24.2	-	-	-	-	-	-	-	-	-	-	24.8	24.7	24.6
DCM 65-160 C	12.5	9.2	19.5	30.4	-	-	-	-	-	-	-	-	-	-	-	-	-
DCM 65-160 B	15	11	22.5	34	-	-	-	-	-	-	-	-	-	-	-	-	-
DCM 65-160 A	20	15	30	39	-	-	-	-	-	-	-	-	-	-	-	-	-
DCM 65-200 C	20	15	32.5	43	-	-	-	-	-	-	-	-	-	-	-	-	-
DCM 65-200 B	25	18.5	41.5	47.5	-	-	-	-	-	-	-	-	-	-	-	-	-
DCM 65-200 A	30	22.5	51.5	56.5	-	-	-	-	-	-	-	-	-	-	-	-	-
DCM 65-250 B	40	30	63.5	81	-	-	-	-	-	-	-	-	-	-	-	-	-
DCM 65-250 A	50	37	74.5	90	-	-	-	-	-	-	-	-	-	-	-	-	-
DCM 80-160 D	15	11	20.8	24	-	-	-	-	-	-	-	-	-	-	-	-	-
DCM 80-160 C	20	15	25.8	29	-	-	-	-	-	-	-	-	-	-	-	-	-
DCM 80-160 B	25	18.5	35	33.5	-	-	-	-	-	-	-	-	-	-	-	-	-
DCM 80-160 A	30	22.5	42	37	-	-	-	-	-	-	-	-	-	-	-	-	-
DCM 80-200 B	40	30	63.5	49	-	-	-	-	-	-	-	-	-	-	-	-	-
DCM 80-200 A	50	37	74.5	58	-	-	-	-	-	-	-	-	-	-	-	-	-

*** Disponibile in versione 1ph 230Volt**
Version available 1 ph 230Volt

	Q = Portata / *Capacity*																				
	39	42	48	54	60	66	72	78	84	96	108	120	132	144	156	168	180	195	210	225	240
	650	700	800	900	1000	1100	1200	1300	1400	1600	1800	2000	2200	2400	2600	2800	3000	3250	3500	3750	4000
	Prevalenza manometrica totale in m. C.A. / *Total head in meters w.c.*																				
	-	-	-	-	-	-	-	-	-	-	-	-	-	-	-	-	-	-	-	-	-
	-	-	-	-	-	-	-	-	-	-	-	-	-	-	-	-	-	-	-	-	-
	-	-	-	-	-	-	-	-	-	-	-	-	-	-	-	-	-	-	-	-	-
	-	-	-	-	-	-	-	-	-	-	-	-	-	-	-	-	-	-	-	-	-
	-	-	-	-	-	-	-	-	-	-	-	-	-	-	-	-	-	-	-	-	-
	-	-	-	-	-	-	-	-	-	-	-	-	-	-	-	-	-	-	-	-	-
	-	-	-	-	-	-	-	-	-	-	-	-	-	-	-	**2900 giri /** *2900 rpm*				-	-
	-	-	-	-	-	-	-	-	-	-	-	-	-	-	-	-	-	-	-	-	-
	-	-	-	-	-	-	-	-	-	-	-	-	-	-	-	-	-	-	-	-	-
	-	-	-	-	-	-	-	-	-	-	-	-	-	-	-	-	-	-	-	-	-
	-	-	-	-	-	-	-	-	-	-	-	-	-	-	-	-	-	-	-	-	-
	-	-	-	-	-	-	-	-	-	-	-	-	-	-	-	-	-	-	-	-	-
	-	-	-	-	-	-	-	-	-	-	-	-	-	-	-	-	-	-	-	-	-
	25.4	-	-	-	-	-	-	-	-	-	-	-	-	-	-	-	-	-	-	-	-
	33.4	-	-	-	-	-	-	-	-	-	-	-	-	-	-	-	-	-	-	-	-
	46.5	43.9	-	-	-	-	-	-	-	-	-	-	-	-	-	-	-	-	-	-	-
	59.5	56	-	-	-	-	-	-	-	-	-	-	-	-	-	-	-	-	-	-	-
	78.5	76	-	-	-	-	-	-	-	-	-	-	-	-	-	-	-	-	-	-	-
	17.8	17.4	16.4	15.3	14	12.7	11.2	-	-	-	-	-	-	-	-	-	-	-	-	-	-
	23.1	22.7	21.8	20.8	19.6	18.1	16.5	-	-	-	-	-	-	-	-	-	-	-	-	-	-
	28.5	28	26.7	25.1	23.3	21.3	19.1	16.8	-	-	-	-	-	-	-	-	-	-	-	-	-
	35.6	35.1	34	32.6	31	29.1	26.9	24.5	-	-	-	-	-	-	-	-	-	-	-	-	-
	42	40.2	38.5	35.9	33	29	24.5	-	-	-	-	-	-	-	-	-	-	-	-	-	-
	47.7	46.8	44.7	42.2	39.5	35.9	32	-	-	-	-	-	-	-	-	-	-	-	-	-	-
	55.7	55	53.2	51.3	49	46.3	42.8	38.8	-	-	-	-	-	-	-	-	-	-	-	-	-
	68.3	67.6	66	64	61.5	58.6	55	50.5	-	-	-	-	-	-	-	-	-	-	-	-	-
	75.3	74.5	72.8	70.6	68.2	65.5	62.2	58.3	-	-	-	-	-	-	-	-	-	-	-	-	-
	86.9	86.1	84.5	82.7	80.5	78	75.2	71.7	-	-	-	-	-	-	-	-	-	-	-	-	-
	20.6	20.5	20.4	20.1	19.7	19.3	18.8	18.3	17.7	16.1	14.3	12.3	-	-	-	-	-	-	-	-	-
	24.5	24.4	24.3	24.1	23.9	23.7	23.4	22.8	22.3	20.9	19.4	17.5	15	-	-	-	-	-	-	-	-
	-	31.2	31.1	30.8	30.5	30.1	29.6	29	28.3	26.6	24.6	22.1	19.3	16	-	-	-	-	-	-	-
	-	34.6	34.4	34.2	34	33.7	33.3	32.8	32.1	30.6	28.8	26.7	24.1	21.1	-	-	-	-	-	-	-
	-	40.6	40.6	40.4	40.2	40	39.7	39.4	38.9	37.7	36.2	34.3	32.2	29.8	-	-	-	-	-	-	-
	-	-	-	44.8	44.5	44.1	43.7	43	42.3	40.5	38	35.3	32	-	-	-	-	-	-	-	-
	-	-	-	49.5	49.3	49	48.5	48	47.3	45.5	43.5	41	38	-	-	-	-	-	-	-	-
	-	-	-	56.7	56.5	56.2	55.7	55.2	54.7	53.3	51.6	49.6	47.1	44	-	-	-	-	-	-	-
	-	-	-	79.5	78.5	77.3	76	74.5	73	69.3	65	60	54.5	48.5	-	-	-	-	-	-	-
	-	-	-	89.5	88.5	87.5	86.5	85.5	84	80.5	76.5	72	66.5	60.5	54	-	-	-	-	-	-
	-	-	-	-	-	25.6	25.3	25.1	24.7	23.9	22.9	21.8	20.6	19.3	17.9	16.3	14.6	-	-	-	-
	-	-	-	-	-	29.6	29.3	29	28.7	28.1	27	25.9	24.7	23.4	22	20.4	18.7	16.4	-	-	-
	-	-	-	-	-	34.1	33.9	33.7	33.4	32.7	32	31	30	29	27.7	26.4	25	22.9	20.3	-	-
	-	-	-	-	-	-	37.9	37.7	37.3	36.9	36.2	35.5	34.5	33.5	32.4	31.2	29.9	28	25.8	22.9	-
	-	-	-	-	-	-	-	-	50.8	50.6	50.3	49.8	49.3	48.6	47.7	46.7	45.5	44.8	41.6	38.6	-
	-	-	-	-	-	-	-	-	-	59.6	59.2	58.6	58	57.3	56.4	55.5	54.3	52.7	50.8	48.5	46.1

ELETTROPOMPE CENTRIFUGHE MULTISTADIO

MULTISTAGE ELECTRIC PUMPS

SERIE / *SERIES* **DUL**



NEW »

GENERALITÀ
Elettropompa multistadio orizzontale autoadescante con corpo pompa in acciaio inox AISI 304 indicata per movimentare liquidi liberi da corpi solidi o sostanze abrasive e non aggressive.

Materiali
Corpo pompa: acciaio inox AISI 304
Supporto motore: alluminio L2521
Giranti: PPO
Tenuta meccanica: ceramica grafite, AISI 316
Albero motore: AISI304

Motore
Motore chiuso autoventilato
Grado di protezione: IP55
Isolamento classe F
Alimentazione monofase 230V-50Hz con protezione termica integrata, trifase 230/400V 50Hz

Limiti di impiego
Temperatura liquido pompato fino a 35°C
Pressione massima di esercizio 8 bar

FEATURES
Permanent magnet variable frequency multistage pump suitable for working with clean liquids or abrasive and non-aggressive substances. Built in transducer, pressure tank and non-return valve.

Materials
Pump body: SS3304
Motor bracket: alluminium L2521
Impellers: PPO
Mechanical seal: ceramic graphite, AISI 316
Stainless steel AISI 304 shaft

Motor
Closed self ventilated motor
Protection: IP55
Insulation class F
Single-phase feeding 230V 50Hz with built in thermal protection, three-phases 230/400V 50Hz

Operating conditions
Pumped liquid temperature: 35°C max
Maximum working pressure 8 bar

PRESTAZIONI TECNICHE 2900 GIRI / *TECHNICAL PERFORMANCES AT 2900 RPM*

Articolo *Art.*	**Stadi** *Stages*	**Motore** *Motor*		**Q = Portata /** *Capacity l/min*																	
		P2		**m³/h**	0.6	1.2	1.2	1.2	1.2	1.2	1.2	1.2	1.2	1.2	1.2	1.2	1.2	1.2	1.2	1.2	1.2
				l/min	10	20	20	20	20	20	20	20	20	20	20	20	20	20	20	20	1.2
		Kw	**Hp**	**Prevalenza manometrica totale in m C.A.** *Total head in meters w.c.*																	
DUL 60/3	3	0.37	0.50	35	-	32	30	28	24	21	18	14	11	3	-	-	-	-	-	-	-
DUL 60/4	4	0.60	0.80	43	-	37	35	33	28	25	22	17	8	4	-	-	-	-	-	-	-
DUL 60/5	5	0.75	1.00	50	-	46	43	41	34	30	26	22	19	6	-	-	-	-	-	-	-
DUL 95/3	3	0.60	0.80	40	-	-	39	38	35	34	33	31	29	23	19	13	9	3	-	-	-
DUL 95/4	4	0.75	1.00	52	-	-	50	48	45	44	43	41	39	33	29	23	15	4	-	-	-
DUL 95/5	5	1.10	1.50	67	-	-	64	63	59	57	56	53	51	42	36	31	18	5	-	-	-
DUL 120/3	3	0.75	1.00	35	-	-	-	-	32	30	29	28	27	25	24	22	19	18	15	10	9
DUL 120/4	4	0.88	1.20	50	-	-	-	-	47	45	44	42	41	38	37	32	28	26	23	17	13
DUL 120/5	5	1.18	1.60	59	-	-	-	-	57	55	53	51	50	48	46	39	34	30	27	21	16

DIMENSIONI MM / *DIMENSIONS MM*

Articolo *Art.*	**Aspirazione** *Inlet*	**Mandata** *Outlet*	**Dimensioni pompa mm** *Pumps dimensions mm*
DUL 60/3	1" G	1" G	380x196 h 205
DUL 60/4	1" G	1" G	435x196 h 205
DUL 60/5	1" G	1" G	435x196 h 205
DUL 95/3	1" G	1" G	380x196 h 205
DUL 95/4	1" G	1" G	461x196 h 205
DUL 95/5	1" G	1" G	461x196 h 205
DUL 120/3	1" G	1" G	380x196 h 205
DUL 120/4	1" G	1" G	461x196 h 205
DUL 120/5	1" G	1" G	461x196 h 205

ELETTROPOMPE CENTRIFUGHE MULTISTADIO

MULTISTAGE ELECTRIC PUMPS

SERIE / *SERIES* **DMH**



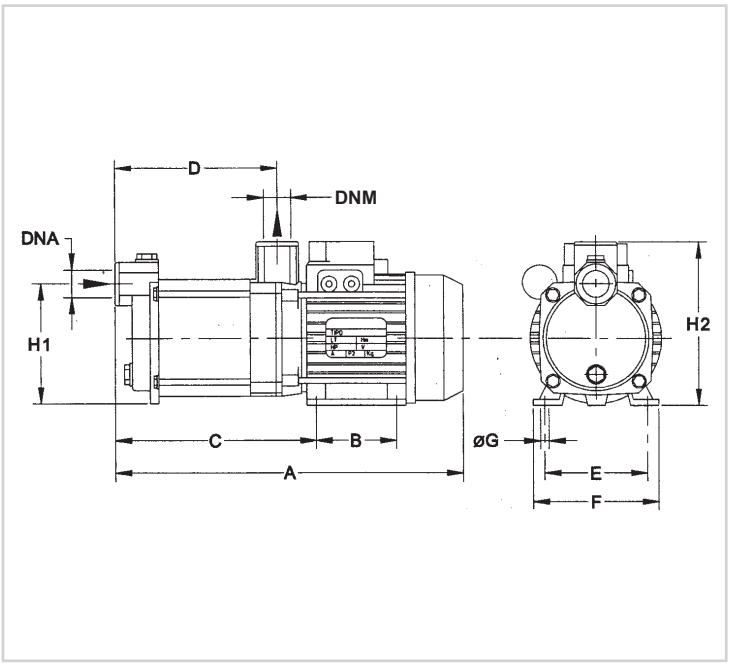

GENERALITÀ
Elettropompe multistadio con giranti in acciaio inox.
Disponibili solo nella versione orizzontale.
Utilizzate principalmente in impianti di pressurizzazione, irrigazione, impianti di lavaggio e movimentazione di acqua pulita.

Materiali
- Corpo pompa e supporto motore: ghisa
- Giranti: acciaio inox AISI 304
- Diffusori: Noryl®
- Camicia esterna e albero motore: acciaio inox AISI 304
- Tenuta meccanica in ceramica grafite

Motore
- Motore chiuso autoventilato
- Protezione IP44
- Isolamento classe F
- Alimentazione monofase 230V-50Hz, con condensatore permanentemente inserito e protezione termica incorporata
- Alimentazione trifase 230/400V-50Hz protezione a cura dell'utilizzatore

Limiti di impiego
- Pressione massima di esercizio: 8 bar
- Temperatura massima del liquido pompato: 50°C

FEATURES
Multistage electric pumps with impellers of stainless steel.
Available only in horizontal execution.
Used in civil application to boost pressure, irrigation, Washing plants and pumping of clean water.

Materials
- *Pump casing and motor bracket: cast-iron*
- *Impellers, shell and shaft: stainless steel AISI 304*
- *Diffusers: Noryl®*
- *Ceramic graphite mechanical seal*

Motor
- *Closed self-ventilated electric motor*
- *Protection IP44*
- *Insulation: class F*
- *Single-phase feeding: 230V-50Hz with permanent connected capacitor and built-in thermal protection*
- *Three-phase feeding 230/400V-50 Hz with protection at user's care*

Operating conditions
- *Max. working pressure: 8 bar*
- *Max. temperature pumped liquid 50°C*

PRESTAZIONI TECNICHE 2900 GIRI / *TECHNICAL PERFORMANCES AT 2900 RPM*

Articolo *Art.* **1-230V**	**Motore** *Motor*					**DNA**	**DNM**	**Q = Portata /** *Capacity*						
								m³/h	0.6	1.2	1.8	2.4	3.0	3.9
								l/min	10	20	30	40	50	65
Monofase *Single-phase*	**kW**	**HP**	**A**	**µF**	**V**			**Prevalenza manometrica totale in m. C.A.** *Total head in meters w.c.*						
DMH10-2	0.37	0.5	2.18	10	450	1" G	1" G	21	20	18	15	12	7	1
DMH10-3	0.44	0.6	2.78	12	450	1" G	1" G	32	30	27	23	18	11	1
DMH10-4	0.6	0.8	3.65	14	450	1" G	1" G	40	37	33	28	22	14	1
DMH10-5	0.67	0.9	4.23	18	450	1" G	1" G	50	46	41	34	26	17	1
DMH10-6	0.75	1	4.93	20	450	1" G	1" G	60	57	49	41	31	20	1

Articolo *Art.*		**Motore** *Motor*						**DNA**	**DNM**	**Q = Portata /** *Capacity*							
										m³/h	0.91	1.2	1.8	2.4	3.0	4.5	5.7
										l/min	15	20	30	40	50	75	95
Monofase *Single-phase* **230V**	**Trifase** *Three-phase* **400V**	**kW**	**HP**	**A**		**µF**	**V**			**Prevalenza manometrica totale in m. C.A.** *Total head in meters w.c.*							
				1-230V	**3-400V**												
DMH20-3	**DMHT20-3**	0.60	0.8	3.47	1.7	16	450	1" G	1" G	38	36	35	33	30	27	16	4
DMH20-4	**DMHT20-4**	0.74	1	4.98	1.8	16	450	1" G	1" G	48	45	43	40	37	33	20	5
DMH20-5	**DMHT20-5**	0.9	1.2	6.48	2.3	20	450	1" G	1" G	63	58	57	54	49	44	28	7
DMH20-6	**DMHT20-6**	1.1	1.5	7.41	3	22	450	1" G	1" G	72	67	65	60	56	50	32	9
DMH20-7	**DMHT20-7**	1.5	2	8.78	3.85	25	450	1" G	1" G	83	77	74	70	64	58	38	12

Articolo *Art.*		**Motore** *Motor*						**DNA**	**DNM**	**Q = Portata /** *Capacity*									
										m³/h	1.2	1.8	2.4	3.0	4.5	6	7.5	9.0	10.5
										l/min	20	30	40	50	75	100	125	150	175
Monofase *Single-phase* **230V**	**Trifase** *Three-phase* **400V**	**kW**	**HP**	**A**		**µF**	**V**			**Prevalenza manometrica totale in m. C.A.** *Total head in meters w.c.*									
				1-230V	**3-400V**														
DMH30-3	**DMHT30-3**	0.9	1.2	6.2	3.7	25	450	1-1/4" G	1-1/4" G	40	39	38	37	36	32	27	21	13	4.5
DMH30-4	**DMHT30-4**	1.1	1.5	8.9	3.9	35	450	1-1/4" G	1-1/4" G	52	49	48.5	48	47	43	38	30	20	7.5
DMH30-5	**DMHT30-5**	1.5	2	11.19	4.6	35	450	1-1/4" G	1-1/4" G	66	65	64	63	62	57	50	41	28	11
DMH30-6	**DMHT30-6**	2.2	3	12	5	40	450	1-1/4" G	1-1/4" G	81	79.5	78	76	75	69	61	50	36	14.5

Caratteristiche di funzionamento 2900 giri

Performances at 2900 rpm

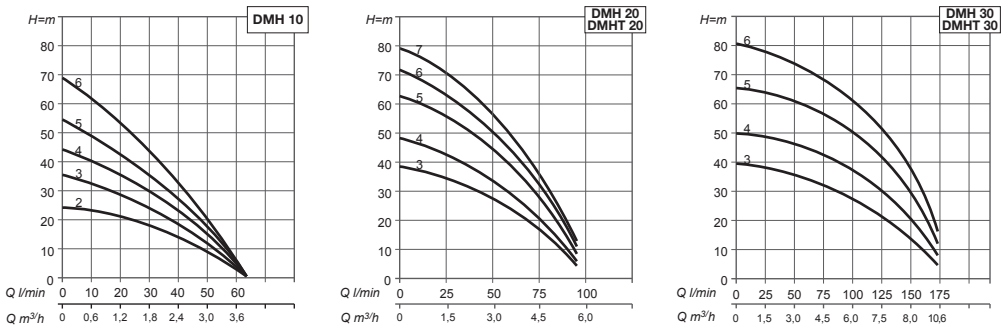

Articolo *Art.*	**Dimensioni mm /** *Dimensions mm*								
	A	**B**	**C**	**D**	**E**	**F**	**Ø G**	**H1**	**H2**
DMH10-2	315	80	166	131	97	120	7	110	160
DMH10-3	333	80	183	148	97	120	7	110	160
DMH10-4	350	80	200	165	97	120	7	110	160
DMH10-5	368	80	218	183	97	120	7	110	160
DMH10-6	390	80	236	200	97	120	7	110	160
DMH20-3	380	90	210	176	112	135	7	138	173
DMH20-4	404	90	234	200	112	135	7	138	173
DMH20-5	428	90	258	224	112	135	7	138	173
DMH20-6	452	90	282	248	112	135	7	138	173
DMH20-7	476	90	306	272	112	135	7	138	173
DMH30-3	427	100	242	197	126	153	9	160	195
DMH30-4	455	100	270	225	126	153	9	160	195
DMH30-5	483	100	298	253	126	153	9	160	195
DMH30-6	511	100	326	281	126	153	9	160	195

ELETTROPOMPE CENTRIFUGHE MULTISTADIO

MULTISTAGE ELECTRIC PUMPS

SERIE / *SERIES* **DMC**



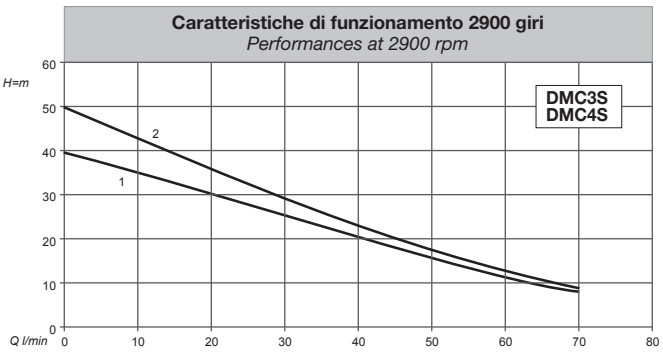

GENERALITÀ
Elettropompe multistadio con giranti in Noryl®. Disponibili solo nella versione orizzontale. Indicate per acque pulite e liquidi non aggressivi. Utilizzate principalmente in impianti di pressurizzazione, irrigazione, impianti di lavaggio e movimentazione di acqua pulita.

Materiali
- Corpo pompa ghisa
- Giranti e diffusori Noryl ®
- Albero motore acciaio inox AISI 416
- Tenuta meccanica in ceramica grafite
- Disco porta tenuta ghisa

Motore
- Motore chiuso autoventilato
- Protezione IP44
- Isolamento classe F
- Alimentazione monofase 230V-50Hz, con condensatore permanentemente inserito e protezione termica incorporata

Limiti di impiego
- Pressione massima di esercizio: 5 bar
- Temperatura massima del liquido pompato: 40°C

FEATURES
Multistage electric pumps with impellers made of Noryl®. Available only in horizontal execution. Suitable for clean water and non aggressive liquids. Used in civil application to boost pressure, irrigation, washing plants and pumping of clean water.

Materials
- *Pump casing cast-iron*
- *Impellers and diffusers Noryl ®*
- *Shaft stainless steel AISI 416*
- *Ceramic graphite mechanical seal*
- *Mechanical seal holding disc cast iron*

Motor
- *Closed self-ventilated electric motor*
- *Protection IP44*
- *Insulation class F*
- *Single-phase feeding: 230V-50Hz with permanently connected capacitor and built-in thermal protection*

Operating conditions
- *Max. working pressure: 5 bar*
- *Max. temperature pumped liquid 40°C*

PRESTAZIONI TECNICHE 2900 GIRI / *TECHNICAL PERFORMANCES AT 2900 RPM*

Articolo *Art.*	**Motore** *Motor*		**Q = Portata /** *Capacity*							
			m³/h	0.3	0.6	1.2	1.8	2.4	3	4.2
			l/min	5	10	20	30	40	50	70
	HP	**1ph 230Volt**								
	P2	**A**	**Prevalenza manometrica totale in m. C.A. /** *Total head in meters w.c.*							
DMC3S	0.6	2.78	40	35	34	31	25	20	15	6
DMC4S	0.8	3.65	50	45	43	38	28	22	16	8

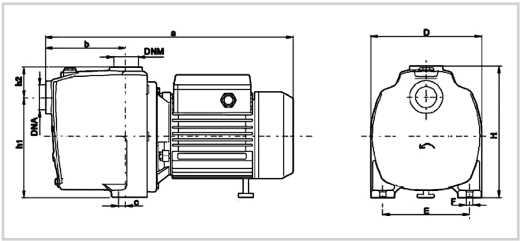

Articolo *Art.*	**DNA**	**DNM**	**Dimensioni mm /** *Dimensions mm*								
			a	**b**	**c**	**h1**	**h2**	**D**	**E**	**F**	**H**
DMC3S	1”	1”	350	112	13	136	37	151	115	8	177
DMC4S	1”	1”	369	137	13	136	37	151	115	8	177

DELL'ERBA

ELETTROPOMPE CENTRIFUGHE BIGIRANTI MONOBLOCCO

CENTRIFUGAL TWO-IMPELLER ELECTRIC PUMPS MONOBLOC

SERIE / *SERIES* **2DCDS**



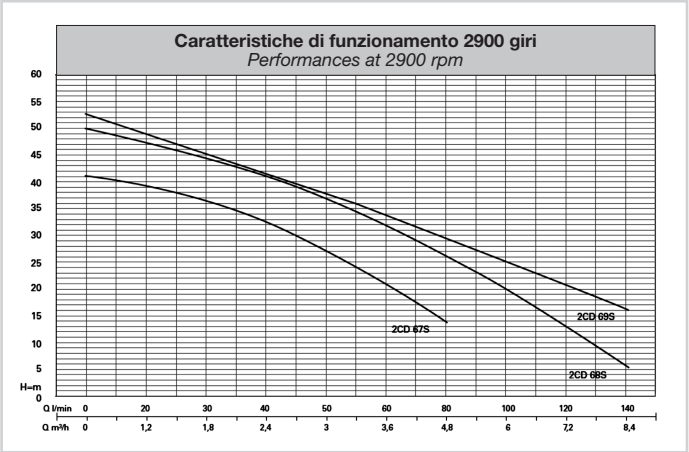

GENERALITÀ
Elettropompe centrifughe bigiranti monoblocco ideali per pressurizzare impianti idrici domestici ed industriali, piccole e medie irrigazioni.

Materiali
- Corpo pompa in ghisa
- Supporto pompa in ghisa
- Albero in acciaio inox AISI 416 o 303
- Girante in lega di ottone stampato
- Tenuta meccanica in ceramica - grafite

Motore
- Motore chiuso autoventilato
- Grado di protezione IP44
- Alimentazione monofase 230V-50Hz, autoprotetto con condensatore permanentemente inserito

Limiti di impiego
- Pressione massima 10 ATE
- Temperatura acqua max 90°C

FEATURES
Two impeller centrifugal electric pumps, monobloc used for domestic and industrial booster plants, small and medium irrigation.

Materials
- *Cast-iron pump body*
- *Cast-iron motor bracket*
- *Stainless steel shaft AISI 416 or 303*
- *Impeller of stamped brass*
- *Mechanical seal of ceramic - graphite*

Motor
- *Enclosed self-ventilated motor*
- *Protection IP44*
- *Single-phase feeding 230V-50Hz, with built-in motor protector, capacitor permanently connected*

Operating conditions
- *Max: pressure 10 ATE*
- *Max: water temperature 90°C*

PRESTAZIONI TECNICHE 2900 GIRI / *TECHNICAL PERFORMANCES AT 2900 RPM*

Articolo *Art.*	**Pot. nominale** *Nominal power*		**Ampere**	**Q = Portata** / *Capacity*					
				m³/h	1.2	2.4	4.8	7.2	8.4
				l/min	20	40	80	100	140
Monofase *Single-phase* **230V 50Hz**	**Hp**	**kW P2**		**Prevalenza manometrica totale in m. C.A.** *Total head in meters w.c.*					
2DCD67S NEW	1	0.75	5.5	40.5	40	25	12.5	-	-
2DCD68S	1.5	1.1	8.8	50	48	42	35	25	-
2DCD69S	2	1.5	11	55	50	45	38	32	18

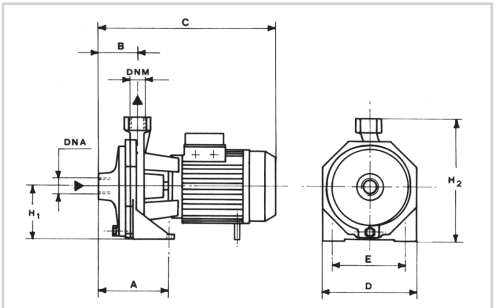

Articolo *Art.*	**Dimensioni mm** / *Dimensions mm*								
	A	**B**	**C**	**D**	**E**	**F**	**H1**	**DNA**	**DNM**
2DCD67S	122	72	328	180	140	98	228	1" G	1" G
2DCD68S	115	83	385	210	170	110	264	1" G	1" G
2DCD69S	115	83	385	210	170	110	264	1" G	1" G

ELETTROPOMPE CENTRIFUGHE BIGIRANTI MONOBLOCCO

CENTRIFUGAL TWO-IMPELLER ELECTRIC PUMPS MONOBLOC

SERIE / *SERIES* **2DCD/2DCB**



MADE IN ITALY

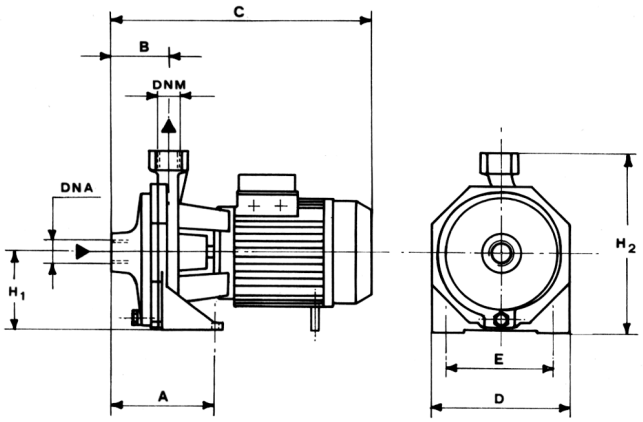

GENERALITÀ
Elettropompe centrifughe bigiranti monoblocco ideali per pressurizzazione impianti idrici domestici ed industriali, piccole e medie irrigazioni.

Materiali
- Corpo pompa e supporto ghisa
- Albero: acciaio inox AISI 416 (Hp1)-AISI 303 (Hp 1,5-Hp 2-Hp 3-Hp 4-Hp 5,5-Hp 7,5)-AISI 304 (Hp 10-Hp 12,5-Hp 15)
- Girante: ottone sui modelli da 2DCD67 a 2DCBT73
- Lega di ottone stampato sui modelli da 2DCBT74 a 2DCBT77

Motore
- Motore chiuso autoventilato
- Grado di protezione IP44
- Isolamento classe F
- Alimentazione monofase 230V-50Hz con protezione termica incorporata fino a 2 HP e condensatore permanentemente inserito
- Alimentazione trifase: 230/400V-50Hz fino a 5.5 HP, 400/690V-50Hz da 7.5 HP, con protezione a cura dell'utilizzatore

Limiti di impiego
- Mod 2DCD67: pressione max 6 ATE, temperatura acqua max 50°C
- Mod da 2DCD68 a 2DCBT77: max pressione 10ATE, temperatura acqua max 90°C

FEATURES
Centrifugal two-impeller electric pumps monobloc, suitable for pressurizing civil and industrial booster plants and small-medium irrigations.

Materials
- *Pump body and bracket cast-iron*
- *Shaft: stainless steel AISI 416 (Hp1)-AISI 303 (Hp 1,5-Hp 2-Hp 3-Hp 4-Hp 5,5-Hp 7,5)-AISI 304 (Hp 10-Hp 12,5-Hp 15)*
- *Impeller: cast iron on models from 2DCD67 to 2DCBT73*
- *Brass on models: from 2DCBT74 to 2DCBT77*

Motor
- *Self ventilated closed motor*
- *Protection IP44*
- *Insulation Class F*
- *Single-phase feeding 230V-50Hz with built-in thermal protection up to 2 HP and capacitor permanently connected*
- *Three-phase feeding 230/400V-50Hz up to 5.5 HP, 400/690V-50Hz from 7.5 HP, with protection at user's care*

Operating conditions
- *Mod 2DCD67 max pressure 6 ATE, water temperature max 50°C*
- *Mod from 2DCD68 to 2DCBT77 max pressure 10 ATE water temperature max 90°C*

PRESTAZIONI TECNICHE 2900 GIRI / *TECHNICAL PERFORMANCES AT 2900 RPM*

Articolo *Art.*		Pot. nominale *Nominal power*		Ampere		Q = Portata / *Capacity*												
						m³/h	1.2	3	4.5	6	7.5	9	10.5	12	15	18	24	30	36
						l/min	20	50	75	100	125	150	175	200	250	300	400	500	600
Monofase *Single-phase* **230V 50Hz**	**Trifase** *Three-phase* **230/400V 50Hz**	**Hp**	**kW P2**	**Monofase** *Single-phase* **230V**	**Trifase** *Three-phase* **400V**	**Prevalenza manometrica totale in m. C.A.** *Total head in meters w.c.*												
2DCD67	-	1	0.74	5.4	-		39.4	32.5	23	-	-	-	-	-	-	-	-	-
2DCD68	-	1.5	1.1	10.2	-		52	48	44	40	35	-	-	-	-	-	-	-
2DCD69	-	2	1.5	11.5	-		56	53	49	44	38	-	-	-	-	-	-	-
-	**2DCD70T**	3	2.2	-	5.2		63	59	55	50	43	36	-	-	-	-	-	-
-	**2DCB71**	4	3	-	7.9		65.2	63.3	61	58.4	55.2	51.5	47.8	44.2	-	-	-	-
-	**2DCB72**	5.5	4	-	9.8		79.1	76.1	74.6	72	69.4	66	62.4	58.7	-	-	-	-
-	**2DCBT73**	7.5	5.5	-	11.6		89	88.6	87	84.8	82.3	79.2	76.3	72.5	62.7	-	-	-
-	**2DCBT74**	7.5	5.5	-	15		76.5	75.8	74.9	74	73.5	73	71.2	70.5	66.9	62.8	51.6	36
-	**2DCBT75**	10	7.5	-	17.2		86.1	85.8	85.3	84.8	84	83.2	81.5	80.7	77.7	74.3	64	50.2
-	**2DCBT76**	12.5	9.2	-	18.9		93.1	92.5	91.8	91	90	88.9	87.6	86.3	83	79.7	70.5	55.2
-	**2DCBT77**	15	11	-	20.4		98.6	98.5	98	97.6	97	96.4	95.3	94.2	91.5	87.6	78.2	65.6	40.9

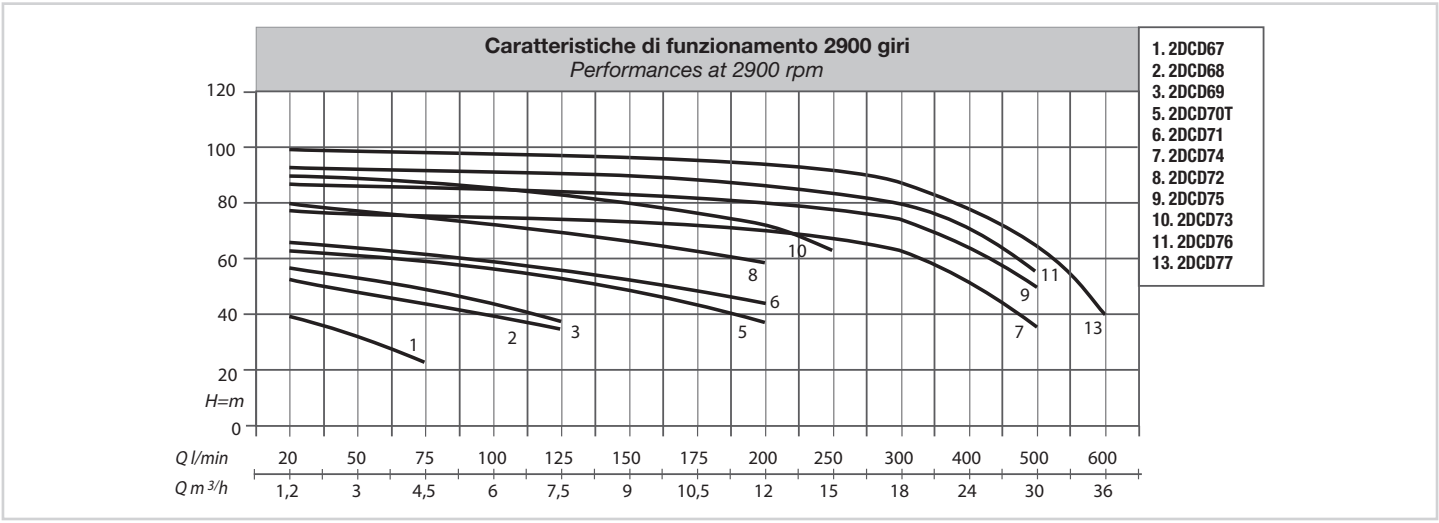

Caratteristiche di funzionamento per servizio continuo, con altezza di aspirazione fino a 7 mt e y=1 Kg/dm³.
Per aspirazione oltre 4 mt. installare un tubo aspirante con diametro interno maggiore del diametro della bocca aspirante.

Performance specified refer to continuous operation, with a manometric suction lift of 7 m. and y=1 Kg/dm³.
For suction over 4 m. install a sucking pipe with internal diameter larger than the suction connection.

Articolo *Art.*	Dimensioni mm / *Dimensions mm*								
	A	**B**	**C**	**D**	**E**	**H1**	**H2**	**DNA**	**DNM**
2DCD67	122	72	328	180	140	98	228	1” G	1” G
2DCD68	115	82	385	210	170	110	265	1-1/4” G	1” G
2DCD69	115	82	385	210	170	110	265	1-1/4” G	1” G
2DCD70T	115	82	385	210	170	110	265	1-1/4” G	1” G
2DCB71	145	95.5	463	266	212	135	305	1-1/2” G	1-1/4” G
2DCB72	145	95.5	463	266	212	135	305	1-1/2” G	1-1/4” G
2DCBT73	145	95.5	480	266	212	135	305	1-1/2” G	1-1/4” G
2DCBT74	190	120	605	275	210	150	330	2” G	1-1/4” G
2DCBT75	190	120	605	275	210	150	330	2” G	1-1/4” G
2DCBT76	190	120	645	275	210	150	330	2” G	1-1/4” G
2DCBT77	190	120	645	275	210	150	330	2” G	1-1/4” G

ELETTROPOMPE SOMMERGIBILI

SUBMERSIBLE ELECTRIC PUMPS

SERIE / *SERIES* **Q**



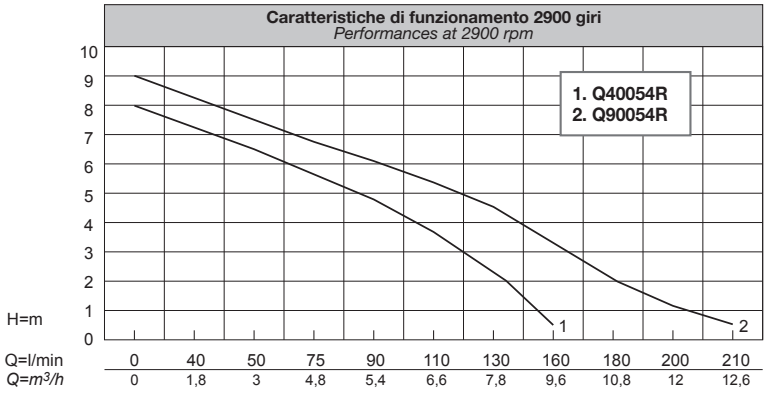

GENERALITÀ

Elettropompe sommergibili a girante aperta, realizzate in acciaio inox AISI 304, concepite per la movimentazione di acque chiare o leggermente sporche, con griglia di aspirazione dotata di filtro che consente passaggi di corpi solidi fino a 8 mm. Prevalenze fino a 9 metri. Portate fino a 210 litri/minuto (12,6 m³/h). Non adatte per svuotamento con residuo detersivi.

Materiali
- Camicia e cassa motore in acciaio inox AISI 304
- Girante in Noryl® caricata con fibre di vetro
- Albero motore in AISI 304
- Griglia di aspirazione in acciaio inox AISI 304
- Tenuta meccanica doppia: in carbone/ceramica lato girante ed a labbro lato motore
- Cavo elettrico di alimentazione in neoprene, della lunghezza di m.10 e provvisto di spina Schuko

Motore
- Motore ad induzione a 2 poli, 50 Hz (n=2900 rpm), avvolgimento a secco
- Protezione IP 68, isolamento in classe F
- Alimentazione monofase 230 V con condensatore permanentemente inserito e protezione termoamperometrica incorporata

Limiti di impiego
- Temperatura del liquido pompato max 40°C
- Profondità di immersione max 5 m
- Passaggio solidi max 5 mm

FEATURES

Open impeller submersible pumps made of stainless steel AISI 304, suitable to lift clear or slightly dirty waters. The grid with filter on the suction allows a free passage of solid particles up to 8 mm. Head up to 9 m. Delivery up to 210 l/min (12,6 m³/h). Not applicable for failure with detersive residues.

Materials
- *Shell and motor case of stainless steel AISI 304*
- *Impeller of fiber glass reinforced Noryl®*
- *Motor shaft of AISI 304*
- *Suction grid of stainless steel AISI 304*
- *Double mechanical seal: carbon-ceramic on impeller side, lip seal on motor side*
- *Feeding cable of neoprene, 10 m length with Schuko plug*

Motor
- *2 poles induction motor, 50 Hz (n=2900 rpm), dry winding*
- *IP 68 protection, Class F insulation*
- *Single-phase feeding 230V with permanently connected capacitor and built-in thermo-ammeter protection*

Operating conditions
- *Temperature of pumped liquid up to 40°C*
- *Maximum immersion depth 5 m*
- *Free passage: up to 5 mm*

PRESTAZIONI TECNICHE 2900 GIRI / *TECHNICAL PERFORMANCES AT 2900 RPM*

Articolo *Art.*	**HP**	**P1-A corrente assorbita** *absorbed current*	**Q = Portata** / *Capacity*										
			m³/h	1.8	3	4.5	5.4	6.6	7.8	9.6	10.8	12	12.6
			l/min	40	50	75	90	110	130	160	180	200	210
Monofase *Single-phase* **230V 50Hz**	**P2**		**Prevalenza manometrica totale in m. C.A.** *Total head in meters w.c.*										
Q40054R	0.50	2.50	8.0	7.3	6.5	5.7	4.8	3.9	2.3	0.5	-	-	-
Q90054R	0.80	3.46	9.0	8.3	7.5	6.8	6.2	5.4	4.5	3.2	2.0	1.2	0.5

Articolo *Art.*	**Dimensioni mm** / *Dimensions mm*		
	A	**B**	**DNM**
Q40054R	275	150	1-1/4”
Q90054R	300	150	1-1/4”

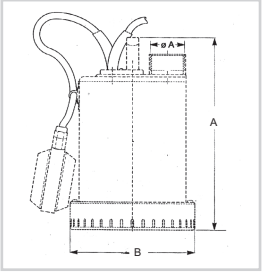

DELL’ERBA

ELETTROPOMPE SOMMERGIBILI

SUBMERSIBLE ELECTRIC PUMPS

SERIE / *SERIES* **DDR**



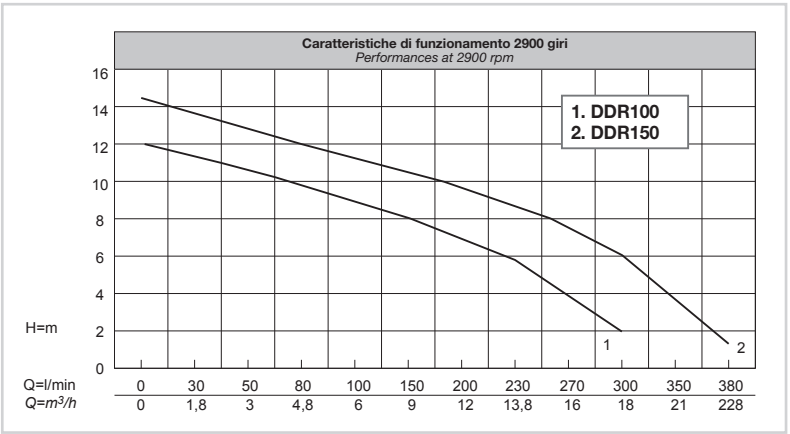

GENERALITÀ

Elettropompe sommergibili a girante aperta, realizzate in acciaio inox AISI 304, concepite per la movimentazione di acque chiare o leggermente sporche, con griglia di aspirazione dotata di filtro che consente passaggi di corpi solidi fino a 10 mm. Prevalenze fino a 14 metri. Portate fino a 400 l/min (= 24 m³/h).

Materiali
- Camicia e cassa motore in acciaio inox AISI 304
- Girante in acciaio inox AISI 304
- Albero motore in AISI 416
- Griglia di aspirazione in acciaio inox AISI 304
- Tenuta meccanica doppia: in carbone/ceramica - silicio/silicio
- Cavo elettrico di alimentazione in neoprene H07RNF, della lunghezza di m 10 e provvisto di spina Schuko

Motore
- Motore ad induzione a 2 poli, 50 Hz (n = 2900 rpm), avvolgimento a secco
- Protezione IP 68; isolamento classe F
- Alimentazione monofase 230 V con condensatore permanentemente inserito e protezione termoamperometrica incorporata

Limiti di impiego
- Temperatura del liquido pompato max 40°C
- Profondità di immersione max 5 m
- Passaggio solidi max 10 mm

FEATURES

Open impeller submersible pumps made of stainless steel AISI 304, suitable to lift clear or slightly dirty waters. The grid with filter on the suction allows a free passage of solid particles up to 10 mm. Head: up to 14 m. Delivery: up to 400 l/min (24 m³/h).

Materials
- *Shell and motor case of stainless steel AISI 304*
- *Impeller of stainless steel AISI 304*
- *Motor shaft of AISI 416*
- *Suction grid of stainless steel AISI 304*
- *Double mechanical seal: carbon-ceramic/silicon carbide-silicon carbide*
- *Feeding cable of neoprene H07RNF, 10 m length with Schuko plug*

Motor
- *2 poles induction motor, 50 Hz (n=2900 rpm), dry winding*
- *IP 68 protection, Class F insulation*
- *Single-phase feeding 230V with permanently connected capacitor and built-in thermo-ammeter protection*

Operating conditions
- *Temperature of pumped liquid up to 40°C*
- *Maximum immersion depth 5 m*
- *Free passage: up to 10 mm*

PRESTAZIONI TECNICHE 2900 GIRI / *TECHNICAL PERFORMANCES AT 2900 RPM*

Articolo *Art.*	**HP**	**P1-A corrente assorbita** *absorbed current*	**Q = Portata /** *Capacity*											
			m³/h	1.8	3	4.8	6	9	12	13.8	16	18	21	22.8
			l/min	30	50	80	100	150	200	230	270	300	350	380
Monofase *Single-phase* **230V 50Hz**	**P2**		**Prevalenza manometrica totale in m. C.A.** *Total head in meters w.c.*											
DDR100	1.00	4.5	12	11.3	10.5	9.9	8.9	8	6.9	5.8	4	2	-	-
DDR150	1.50	6.0	14.5	13.6	12.8	11.2	11.2	10.5	9.8	8.7	7.7	6.7	3.6	1

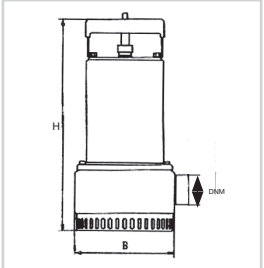

Articolo *Art.*	**Dimensioni mm /** *Dimensions mm*		
	H	**B**	**DNM**
DDR100	359	168	1-1/2”
DDR150	359	237	1-1/2”

ELETTROPOMPE SOMMERGIBILI

SUBMERSIBLE ELECTRIC PUMPS

SERIE / *SERIES* **RAIN**



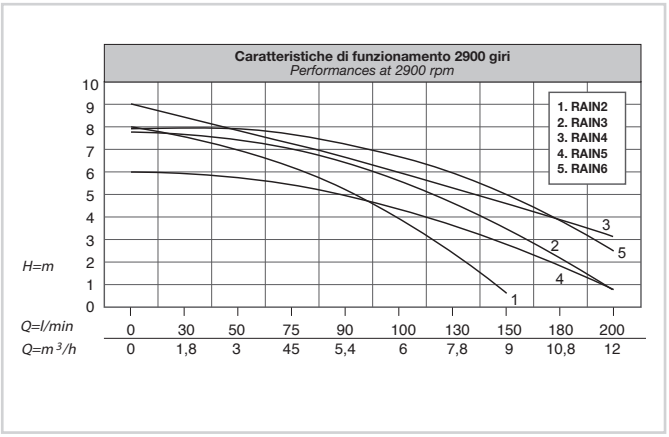

GENERALITÀ
Elettropompe sommergibili a girante aperta, RAIN 2-3-4 e a girante arretrata tipo vortex RAIN 5-6, realizzate in tecnopolimero. La serie RAIN 2-3-4 è concepita per la movimentazione di acque chiare e leggermente sporche, con griglia di aspirazione dotata di filtro che consente passaggi di corpi solidi fino a 10 mm. La serie RAIN 5-6 è ideata per la movimentazione di acque sporche anche con presenza di materiali solidi. Il passaggio libero è di 25 mm. Prevalenze fino a 9 metri. Portate fino a 200 litri/minuto (=12 m³/h).

Materiali
- Camicia e cassa motore in tecnopolimero
- Girante in Noryl® caricata con fibre di vetro
- Albero motore in AISI 304
- Tenuta meccanica in carbone ceramica
- Cavo elettrico di alimentazione in neoprene, della lunghezza di m.10 e provvisto di spina Schuko

Motore
- Motore ad induzione a 2 poli, 50 Hz (n=2900 rpm), avvolgimento a secco
- Protezione IP 68, isolamento in classe F
- Alimentazione monofase 230 V con condensatore permanentemente inserito e protezione termoamperometrica incorporata

Limiti di impiego
- Temperatura del liquido pompato max 35°C
- Profondità di immersione max 5 m

FEATURES
Open impeller submersible pumps RAIN 2-3-4 and vortex impeller submersible pumps RAIN 5-6, made of techno polymer. RAIN 2-3-4 pumps series purpose is to lift clear or slightly dirty waters. The grid with filter on the suction allows a free passage of solid particles up to 10 mm.
RAIN 5-6 pumps series purpose is to lift dirty waters even containing solid materials of less than 25 mm size. Head: up to 9 m. Delivery: up to 200 l/min (12 m³/h).

Materials
- *Shell and motor case of technopolymer*
- *Impeller of fiber glass reinforced Noryl®*
- *Motor shaft of AISI 304*
- *Carbon-ceramic mechanical seal*
- *Feeding cable of neoprene, 10 m length with Schuko plug*

Motor
- *2 poles induction motor, 50 Hz (n=2900 rpm), dry winding*
- *IP 68 protection, Class F insulation*
- *Single-phase feeding 230 V with permanently connected capacitor and built-in thermo-ammeter protection*

Operating conditions
- *Maximum temperature of pumped liquid 35°C*
- *Maximum immersion depth 5 m*

PRESTAZIONI TECNICHE 2900 GIRI / *TECHNICAL PERFORMANCES AT 2900 RPM*

Articolo *Art.*	**HP**	**P1-A corrente assorbita**	**Q = Portata** / *Capacity*									
			m³/h	1.8	3.0	4.5	5.4	6	7.8	9	10.8	12
			l/min	30	50	75	90	100	130	150	180	200
Monofase *Single-phase* **230V 50Hz**	**P2**	*absorbed current*	**Prevalenza manometrica totale in m. C.A.** *Total head in meters w.c.*									
RAIN2	0.25	1.8	8	7.5	6.8	6	5	4	2.4	0.5	-	-
RAIN3	0.45	2.3	8	7.5	7.2	6.9	6.4	6	4.7	3.3	2	0.5
RAIN4	0.75	3.3	9	8.4	7.8	7.2	6.7	6	5	4.2	3.5	3
RAIN5	0.60	2.3	6	5.8	5.6	5.4	5	4.3	3.3	2.3	1.4	0.5
RAIN6	0.75	3.3	8	7.8	7.7	7.5	7.1	6.7	6	5	3.5	2

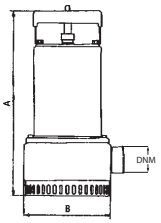

Articolo *Art.*	**Dimensioni mm** *Dimensions mm*		
	A	**B**	**DNM**
RAIN2	300	160	1-1/4”
RAIN3	300	160	1-1/4”
RAIN4	315	160	1-1/2”
RAIN5	350	160	1-1/2”
RAIN6	350	160	1-1/2”

DELL'ERBA

ELETTROPOMPE SOMMERGIBILI

SUBMERSIBLE ELECTRIC PUMPS

SERIE / *SERIES* **DSTEEL**



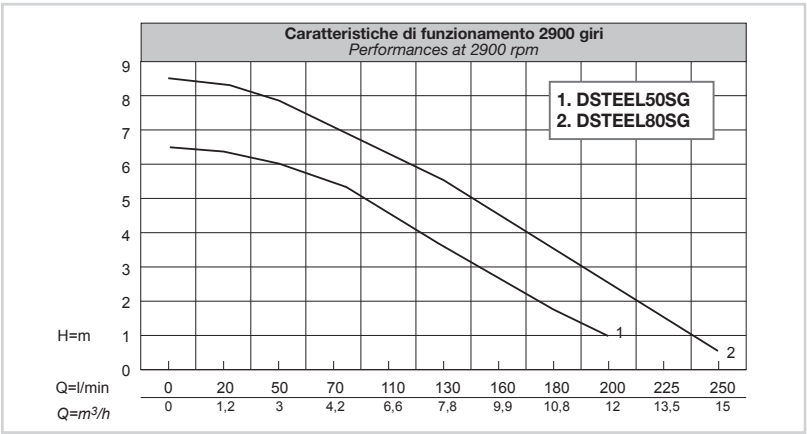

GENERALITÀ

Elettropompe sommergibili a girante arretrata di tipo Vortex, realizzate in acciaio inox AISI 304, concepite per la movimentazione di acque leggermente sporche e non sabbiose, cariche di materiali leggeri. La particolare conformazione della girante consente passaggi di corpi solidi fino a 30 mm di diamentro. Indicate per lo svuotamento di fosse biologiche in seconda decantazione. Prevalenze fino a 8,5 metri. Portate fino a 250 l/min (= 15 m³/h). Non adatta per lo svuotamento residuo lavatrici o contenenti detersivi.

Materiali
- Camicia e cassa motore in acciaio inox AISI 304
- Girante in Noryl® caricata con fibre di vetro
- Albero motore in AISI 304
- Tenuta meccanica doppia: in carbone/ceramica lato girante ed a labbro lato motore
- Cavo elettrico di alimentazione in neoprene, della lunghezza di m 10 e provvisto di spina Schuko

Motore
- Motore ad induzione a 2 poli, 50 Hz (n=2900 rpm), avvolgimento a secco
- Protezione IP 68, isolamento in classe F
- Alimentazione monofase 230 V con condensatore permanentemente inserito e protezione termoamperometrica incorporata

Limiti di impiego
- Temperatura del liquido pompato max 40°C
- Profondità di immersione max 5 m
- Passaggio solidi max 35 mm

FEATURES

Vortex impeller submersible pumps made of stainless steel AISI 304, suitable to lift slightly dirty water without sand containing organic solid and to empy cesspits. The particular shape of the impeller allows the passage of solid materials up to 30 mm diameter and to empty second purification cesspits. Head: up to 8,5 m. Delivery: up to 250 l/min (15 m³/h). Not suitable for washing machines water or liquids containing soaps/detergents.

Materials
- *Shell and motor case of stainless steel AISI 304*
- *Impeller of fiber glass reinforced Noryl®*
- *Motor shaft of AISI 304*
- *Double mechanical seal: carbon-ceramic on impeller side, lip seal on motor side*
- *Feeding cable of neoprene, 10 m length with Schuko plug*

Motor
- *2 poles induction motor, 50 Hz (n=2900 rpm), dry winding*
- *IP 68 protection, Class F insulation*
- *Single-phase feeding 230V with permanently connected capacitor and built-in thermo-ammeter protection*

Operating conditions
- *Temperature of pumped liquid up to 40°C*
- *Maximum immersion depth 5 m*
- *Free passage: up to 35 mm*

PRESTAZIONI TECNICHE 2900 GIRI / *TECHNICAL PERFORMANCES AT 2900 RPM*

Articolo *Art.*	**HP**	**P1-A corrente assorbita** *absorbed current*	**Q = Portata** / *Capacity*										
			m³/h	1.2	3.0	4.2	6.6	7.8	9.6	10.8	12	13.5	15.0
			l/min	20	50	70	110	130	160	180	200	225	250
Monofase *Single-phase* **230V 50Hz**	**P2**		**Prevalenza manometrica totale in m. C.A.** *Total head in meters w.c.*										
DSTEEL50SG	0.60	2.58	6.5	6.3	6.0	5.4	4.5	3.6	2.7	1.8	1	-	-
DSTEEL80SG	0.80	3.46	8.5	8.3	7.8	7.0	6.3	5.5	4.5	3.5	2.5	1.5	0.5

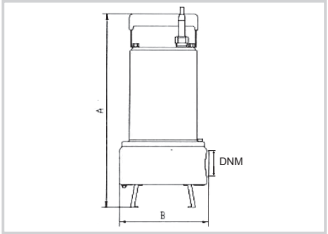

Articolo *Art.*	**Dimensioni mm** / *Dimensions mm*		
	A	**B**	**DNM**
DSTEEL50SG	370	190	1-1/2”
DSTEEL80SG	390	190	1-1/2”

ELETTROPOMPE SOMMERGIBILI

SUBMERSIBLE ELECTRIC PUMPS

SERIE / *SERIES* **DRAGA**



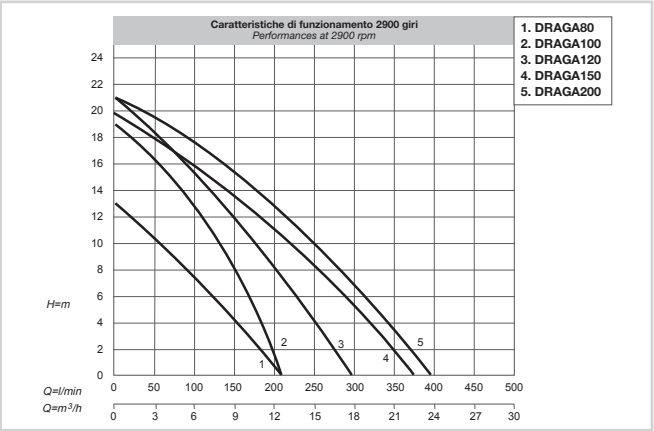

GENERALITÀ
Elettropompe sommergibili a girante aperta, con corpo pompa in ghisa, concepite per la movimentazione di acque chiare o leggermente sporche, con griglia di aspirazione dotata di filtro che consente passaggi di corpi solidi fino a 5 mm. Indicate per il sollevamento di acque meteoriche, di infiltrazione e di scarico. Idonee per lo svuotamento di pozzetti di raccolta presenti in cantine ed autorimesse, di vasche, piscine e fontane. Bocche filettate fino a 2 HP, flangiate su 3 HP.

Materiali
- Corpo pompa in ghisa
- Camicia in acciaio inox AISI 304
- Girante in acciaio inox AISI 304
- Albero motore in acciaio AISI 420
- Griglia di aspirazione in AISI 304
- Tenuta meccanica in grafite/ceramica e 1 anello di tenuta
- Cavo elettrico di alimentazione in H07RNF 10m

Motore
- Motore ad induzione a 2 poli, 50 Hz (n= 2900 rpm) in bagno d'olio ecologico
- Protezione IP68; Isolamento in classe F
- Alimentazione monofase 230V con condensatore permanentemente inserito e protezione termoamperometrica incorporata
- Alimentazione trifase 400V con protezione a carico dell'utente

Limiti di impiego
- Temperatura del liquido pompato max 40°C
- Profondità di immersione max. 10 m
- Passaggio solidi max mm 5

FEATURES
Open impeller submersible pumps with cast-iron casing, designed for clear or dirty water, with suction grid with filter allowing a solid passage up to 5 mm. They can be used even for the lifting of seepage, meteoritic and discharge waters. They are particularly suitable to empty drain well of cellars and garages, tanks, pools and fountains. Threaded bares up to 2 HP, flanged on 3 HP model.

Materials
- *Cast-iron casing*
- *Shell of AISI 304 stainless steel*
- *AISI 304 stainless steel impeller*
- *AISI 420 stainless steel motor shaft*
- *Suction grid of AISI 304 stainless steel*
- *Mechanical seal of graphite/ceramic and 1 lip seal*
- *Electric cable of H07RNF 10m*

Motor
- *2 poles induction motor, 50 Hz (n= 2900 rpm) in ecological oil bath*
- *IP68 protection, Class F insulation*
- *230V Single-phase feeding with built-in capacitor and thermo-ammeter protection*
- *400V Three-phase feeding with protection at user's care*

Operating conditions
- *Maximum temperature of pumped liquid 40°C*
- *Maximum immersion depth 10 m*
- *Solid passage of 5 mm maximum*

PRESTAZIONI TECNICHE 2900 GIRI / *TECHNICAL PERFORMANCES AT 2900 RPM*

Articolo *Art.*		**Hp**	**kW P2**	**A Corrente assorbita** *Absorbed current*		**Cond.** *Cap.*	**Q = Portata** / *Capacity*								
							m³/h	0.6	3	6	9	12	15	18	21	24
							l/min	10	50	100	150	200	250	300	350	400
Monofase *Single-phase* **230V 50Hz**	**Trifase** *Three-phase* **230/400V 50Hz**			**1x230V**	**3x400V**	**µF**	**Prevalenza manometrica totale in m. C.A.** *Total head in meters w.c.*									
DRAGA80	-	0.8	0.6	5.2	1.4	16	11	10	7	4	1	-	-	-	-
DRAGA100	**DRAGA100T**	1	0.75	6	2.6	20	19	18	13	10	6	1	-	-	-
DRAGA120	**DRAGA120T**	1.2	0.9	7.8	3	20	20	19	15	12	8	4	1	-	-
DRAGA150	**DRAGA150T**	1.5	1	8	3	40	19	18	17	15	12	9	5	3	-
DRAGA200	**DRAGA200T**	2	1.5	8.8	3.6	40	21	20	17.5	16	13	10	6	4	1

Articolo *Art.*	**Bocca mandata** / *Outlet*	**Dimensioni mm** / *Dimensions mm*	
	A	**B**	**H**
DRAGA80	1-1/4" G	160	335
DRAGA100	1-1/4" G	160	350
DRAGA120	1-1/2" G	160	370
DRAGA150	2" G	175	355
DRAGA200	2" G	175	380

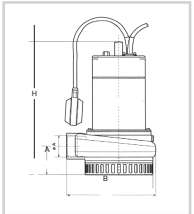

DELL'ERBA

ELETTROPOMPE SOMMERGIBILI

SUBMERSIBLE ELECTRIC PUMPS

SERIE / *SERIES* **HVLG**



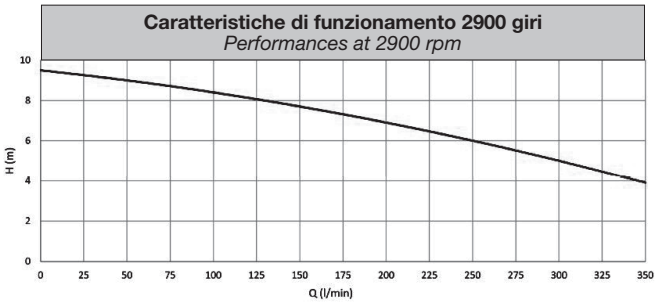

GENERALITÀ
Elettropompa sommergibile a girante arretrata di tipo Vortex, realizzata in acciaio AISI 304, concepita per la movimentazione di acque sporche,cariche di materiali organici solidi. La particolare conformazione della girante consente passaggi di corpi solidi fino a 35 mm di diametro. Indicate per il sollevamento di acque luride e lo svuotamento di fosse biologiche di decantazione. Prevalenza fino a 9,5 mt. Portata fino a 350l/min (21 m³/h).

Materiali
- Camicia e cassa motore in acciaio inox AISI 304
- Corpo pompa in ghisa
- Girante in acciaio inox AISI 304
- Albero motore in AISI 416
- Tenuta meccanica in carbone/ceramica
- Cavo elettrico di alimentazione in neoprene H07RNF di mt 10 e provvisto di spina Schuko

Motore
- Motore ad induzione a 2 poli,50 Hz (2800 rpm) Avvolgimento a secco
- Protezione IP68, isolamento in classe F
- Alimentazione monofase 230 V con condensatore permanentemente inserito e proteszione termoamperometrica incorporata

Limiti di impiego
- Temperatura del liquid max. 40°C
- Profondità di immersion max. 5 m
- Passaggio solidi max 35 mm

FEATURES
Vortex impeller submersible pump made of stainless steel AISI 304, designed for dirty water containing organic solids.The particular shape of the impellers allows the passage of solid materials up to 35 mm diameter. Suitable to lift dirty water and empty cesspits head up to 9,5 m. Delivery up to 350l/min (21 m³/h).

Materials
- *Shell and motor case of stainless steel AISI 304*
- *Impeller of stainless steel AISI 304*
- *Motor shaft AISI 416*
- *Mechanical seal: carbon-ceramic*
- *Fending cable of neoprene H07RNF,10 m length whit Schuko plug*

Motor
- *2 poles induction motor, 50 Hz (2800 rpm),dry winding*
- *IP 68 protection,Class F insulation*
- *Single-phase feeding 230V with permanently connected capacitor and built-in thermos-ammeter protection*

Operating conditions
- *Temperatue of liquid up to 40°C*
- *Maximun immersion depth 5 m*
- *Free passage: up to 35 mm*

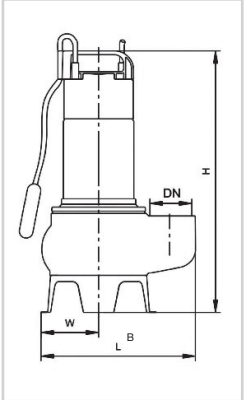

PRESTAZIONI TECNICHE 2900 GIRI / *TECHNICAL PERFORMANCES AT 2900 RPM*

Articolo *Art.*	**HP**	**KW**	**DNM**	**Potenza Ampere** *Power Ampere* **1/230 Volt**	**Solidi**	**Q = Portata /** *Capacity*							
						m³/h	0	3	6	9	12	15	18	21
						l/min	0	50	100	150	200	250	300	350
						Prevalenza manometrica totale in m. C.A. *Total head in meters w.c.*								
DLG100	1.00	0.75	5.0	2"	35		9.5	9.0	8.4	7.7	6.9	6.0	5.0	3.9

Articolo *Art.*	**Dimensioni mm /** *Dimensions mm*				**Potenza Ampere /** *Power Ampere*		
	H	**B**	**W**	**DN**	**HP**	**KW**	**1/230 Volt**
DLG100	415	250	92	2”	1	0.75	5

ELETTROPOMPE SOMMERGIBILI

SUBMERSIBLE ELECTRIC PUMPS

SERIE / *SERIES* **DVORTIX**



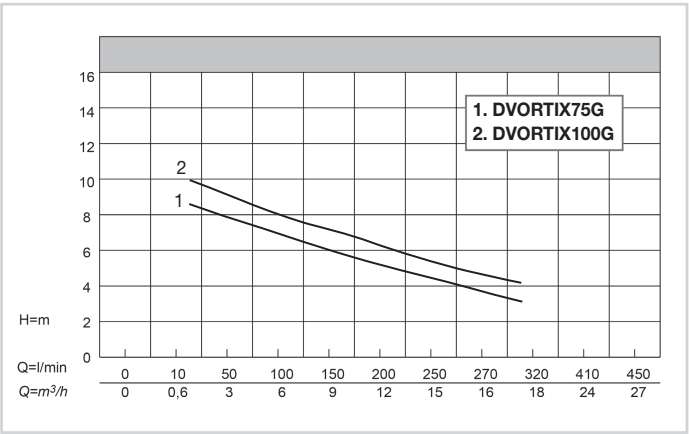

GENERALITÀ
Elettropompa sommergibile vortex arretrata in acciaio con idraulica in acciaio inox AISI 304. Utilizzata nel sollevamento di acque luride, trova impiego nel trattamento di liquidi biologici con corpi solidi distruttibili.

Materiali
- Corpo pompa: acciaio inox AISI 304
- Carcassa motore: acciaio inox AISI 304
- Albero motore: acciaio inox AISI 316
- Girante: acciaio inox AISI 304
- Tenuta meccanica grafite allumina in bagno d'olio
- Cavo H07RNF 10 m

Motore
- Motore elettrico ad induzione 2 poli adatto per il servizio continuo
- Versione monofase 220V 50Hz con galleggiante
- Grado di protezione: IP68
- Isolamento classe F

Limiti di impiego
- Temperatura liquido pompato fino a 40°C
- Profondità di immersione massima 6 m

FEATURES
Rear vortex impeller submersible AISI pump with pump body made of AISI 304. Generally used for sewer water for the treatment of biological liquids containing solid destroyable bodies.

Materials
- Pump body: AISI 304
- Motor housing: AISI 304
- Shaft: AISI 316
- Impeller: AISI 304
- Alumina graphite mechanical seal in oil bath
- 10m H07RNF cable

Motor
- Two poles induction motor suitable for continous duty
- Single phase version 220V 50Hz with floating
- Protection: IP68
- Insulation class F

Operating conditions
- Pumped liquid temperature: 40°C max
- Maximum immersion depth 6 m

PRESTAZIONI TECNICHE 2900 GIRI / *TECHNICAL PERFORMANCES AT 2900 RPM*

Articolo *Art.*	**Pot. nominale** *Nominal power*		**Ampere**	**Q = Portata /** *Capacity*								
				m³/h	20	50	100	150	200	250	300	350
				l/min	1.2	3	6	9	12	15	18	21
Monofase *Single-phase* **230V 50Hz**	**Hp**	**kW**		**Prevalenza manometrica totale in m. C.A.** *Total head in meters w.c.*								
DVORTIX75G	0.75	0.55	3.5		9	8	7	6.1	5.4	4.1	3.2	-
DVORTIX100G	1.0	0.75	5		10	9	8	7.3	6.2	5.5	4.8	3.9

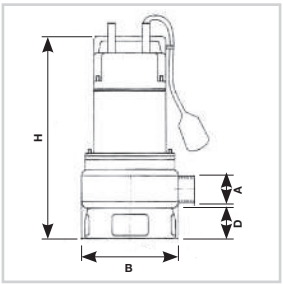

Articolo *Art.*	**Dimensioni mm /** *Dimensions mm*				
	B	**H**	**D**	**A**	**Passaggio libero mm** *Free passage mm*
DVORTIX75G	200	410	120	2" G	50
DVORTIX100G	200	410	120	2" G	50

DELL'ERBA

ELETTROPOMPE SOMMERGIBILI

SUBMERSIBLE ELECTRIC PUMPS

SERIE / *SERIES* **VOX**



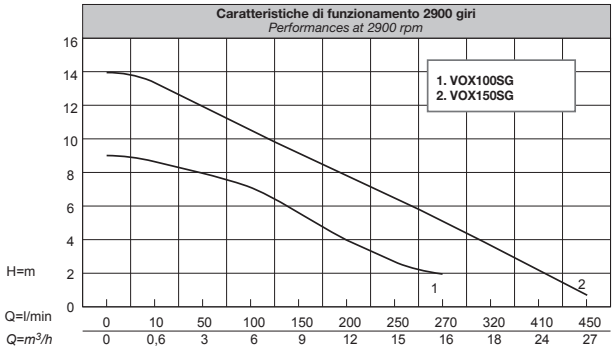

GENERALITÀ

Elettropompe sommergibili a girante arretrata di tipo Vortex, realizzate in acciaio inox AISI 304, concepite per la movimentazione di acque sporche cariche di materiali organici solidi. La particolare conformazione della girante consente passaggi di corpi solidi fino a 35 mm. di diametro. Indicate per il sollevamento di acque luride e lo svuotamento di fosse biologiche di decantazione. Prevalenze fino a 14 metri. Portate fino a 450 l/min (36 m³/h).

Materiali

- Camicia e cassa motore in acciaio inox AISI 304
- Girante in acciaio inox AISI 304
- Albero motore in AISI 416
- Tenuta meccanica doppia: in carbone/ceramica e silicio/silicio
- Cavo elettrico di alimentazione in neoprene H07RNF, della lunghezza di m.10 e provvisto di spina Schuko

Motore

- Motore ad induzione a 2 poli, 50 Hz (n = 2900 rpm), avvolgimento a secco
- Protezione IP 68, isolamento in classe F
- Alimentazione monofase 230 V con condensatore permanentemente inserito e protezione termoamperometrica incorporata

Limiti di impiego

- Temperatura del liquido pompato max 40°C
- Profondità di immersione max 5 m
- Passaggio solidi max 35 mm

FEATURES

Vortex impeller submersible pumps made of stainless steel AISI 304, designed for dirty water containing organic solids. The particular shape of the impeller allows the passage of solid materials up to 35 mm diameter. Suitable to lift dirty water and empty cesspits Head: up to 14 m. Delivery: up to 450 l/min (36 m³/h).

Materials

- *Shell and motor case of stainless steel AISI 304*
- *Impeller of stainless steel AISI 304*
- *Motor shaft of AISI 416*
- *Double mechanical seal: carbon-ceramic/silicon carbide-silicon carbide*
- *Feeding cable of neoprene H07RNF, 10 m length with Schuko plug*

Motor

- *2 poles induction motor, 50 Hz (n=2900 rpm), dry winding*
- *IP 68 protection, Class F insulation*
- *Single-phase feeding 230V with permanently connected capacitor and built-in thermo-ammeter protection*

Operating conditions

- *Temperature of pumped liquid up to 40°C*
- *Maximum immersion depth 5 m*
- *Free passage: up to 35 mm*

PRESTAZIONI TECNICHE 2900 GIRI / *TECHNICAL PERFORMANCES AT 2900 RPM*

Articolo *Art.*	**HP**	**P1-A corrente assorbita** *absorbed current*	**Q = Portata** / *Capacity*										
			m³/h	0.6	3	6	9	12	15	16	18	24	27
			l/min	10	50	100	150	200	250	270	300	400	450
Monofase *Single-phase* **230V 50Hz**	**P2**		**Prevalenza manometrica totale in m. C.A.** *Total head in meters w.c.*										
VOX100SG	1.00	4.0	9	8.6	8	7	5.5	4	2.9	2	-	-	-
VOX150SG	1.50	7.4	14	13.5	12	10.6	9.3	7.9	6.6	5	3.8	2	0.5

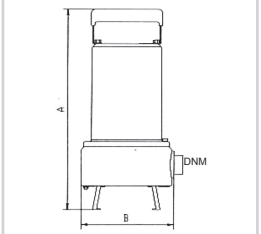

Articolo *Art.*	**Dimensioni mm** / *Dimensions mm*		
	A	**B**	**DNM**
VOX100SG	370	172	1-1/2”
VOX150SG	400	172	1-1/2”

ELETTROPOMPE SOMMERGIBILI A GIRANTE ARRETRATA DI TIPO VORTEX

SUBMERSIBLE PUMPS WITH REAR IMPELLER VORTEX TYPE

SERIE / *SERIES* **DSVOX - COMPACT 50**



NEW



GENERALITÀ
Elettropompe sommergibili a girante arretrata di tipo Vortex, di piccole e medie dimensioni, realizzate in ghisa grigia a grana fine ed acciaio inox AISI 304, concepite per la movimentazione di acque sporche anche cariche di corpi solidi in sospensione. La particolare conformazione della girante consente passaggi di materiali solidi fino a 45 mm di diametro. Indicate per il sollevamento di acque luride, lo svuotamento di fosse biologiche di decantazione, travasi, irrigazioni di orti e giardini, giochi d'acqua per vasche e fontane. Prevalenze fino a 14 metri. Portate fino a 600 l/min (=36 m³/h).

Materiali
- Coperchio motore, corpo pompa e girante in ghisa
- Cassa motore in acciaio inox AISI 304
- Albero motore in acciaio inox AISI 416
- Maniglia in acciaio inox AISI 304 con rivestimento in gomma
- Tenuta meccanica doppia in grafite/ceramica/NBRcarburo silicio/carburo silicio/NBR
- Cavo elettrico di alimentazione in neoprene H07RNF, della lunghezza di 10 m (versione monofase provvisto di spina Schuko)

Motore
- Motore ad induzione asincrono a 2 poli, 50 Hz, avvolgimento a secco per servizio continuo in S1, con temperatura liquido max 35°C e pompa totalmente immersa
- Grado di protezione: IP68, isolamento in classe F
- Camera d'olio ispezionabile per lubrificazione della tenuta (olio minerale bianco non tossico)
- Alimentazione monofase 230V con condensatore inserito permanentemente e motoprotettore termico incorporato
- Alimentazione trifase 400V-50Hz

Limiti di impiego
- Temperatura del liquido pompato max 35°C
- Profondità di immersione max 5 m
- Passaggio solidi massimo diametro 30-45 mm

FEATURES
Submersible pumps with rear impeller vortex type, of small and medium size made of grey fine-grained cast-iron and AISI 304 stainless steel, conceived to move dirty waters even with suspended solids. The particular impeller shape allows the passage of solids with diameter up to 45 mms. Suitable to lift dirty waters, empty cesspit, pouring, small gardens irrigation, fountains and basins. Head up to 14 meters. Capacity up to 600 l/min (=36 m³/h).

Materials
- *Motor cover, pump casing and impeller of cast-iron*
- *Motor case of AISI 304 stainless steel*
- *Motor shaft of AISI 416 stainless steel*
- *AISI 304 stainless steel handle with rubber coating*
- *Double mechanical seal of graphite/ceramic/NBR - silicon carbide/silicon carbide/NBR*
- *Electric cable of neoprene H07RNF, 10 m length (singlephase execution with Schuko plug)*

Motor
- *Asynchronous induction motor, 2 poles, 50 Hz, dry winding for continuous duty S1, with maximum temperature of pumped liquid at 35°C and fully immersed pump*
- *IP68 protection, Class F insulation*
- *Oil chamber for seal lubrication, that can be opened (non toxic white mineral oil)*
- *Single-phase feeding 230V-50Hz with built-in capacitor and overload protection*
- *Three-phase feeding 400V/50Hz*

Operating conditions
- *Maximum temperature of pumped liquid: 35°C*
- *Maximum immersion depth 5 m*
- *Solid passage 30-45 mms max*

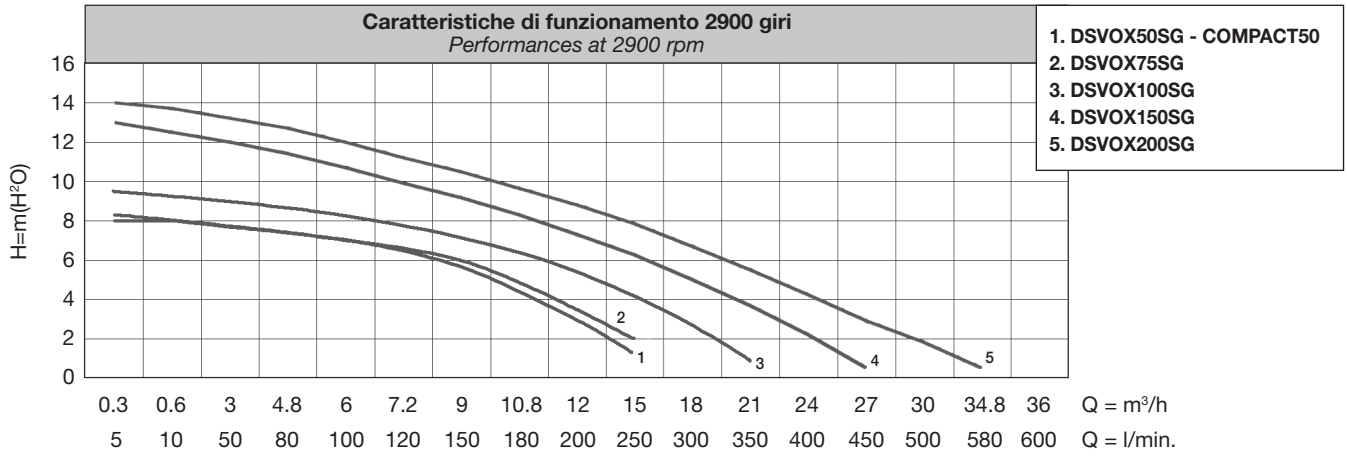

PRESTAZIONI TECNICHE 2900 GIRI / *TECHNICAL PERFORMANCES AT 2900 RPM*

Articolo *Art.*	**Articolo** *Art.*	**P2**		**A**		**Q (m³/h - l/m)**									
						0	0.6	3	4.8	6	7.2	9	10.8	12	15
						0	10	50	80	100	120	150	180	200	250
Monofase *Single-phase* **230V 50Hz**	**Trifase** *Three-phase* **400V 50Hz**	**Hp**	**Kw**	**1x230V**	**1x400V**	**H (mm)**									
DSVOX50SG	-	0.5	0.37	2.60	-	8	8	7.8	7.2	7	6.5	5.8	3.9	3.2	0.8
COMPACT50 NEW	-	0.5	0.37	2.60	-	8	8	7.8	7.2	7	6.5	5.8	3.9	3.2	0.8
DSVOX75SG	-	0.75	0.55	4.20	-	8.2	7.5	7	6	3.6	2	-	-	-	-
DSVOX100SG	**DSVOX100ST**	1.0	0.75	5.30	2.00	9.5	9	8	7	5.7	4.3	2.4	0.5	-	-
DSVOX150SG	**DSVOX150T**	1.5	1.1	7.50	2.60	13	12	10.7	9.2	7.3	6.3	5	3.7	0.5	-
DSVOX200SG	**DSVOX200T**	2	1.5	9.70	3.90	14	13.2	12	10.5	8.8	7.9	6.7	5.5	3	-

Articolo *Art.*	**Dimensioni mm** *Dimensions mm*			
	A	**B**	**B**	**DNM**
DSVOX50	395	170	90	1”1/4 G
COMPACT50	392	165	90	1”1/4 G
DSVOX75	438	246.5	172.5	2”
DSVOX100	448	246.5	172.5	2”
DSVOX150	458	246.5	172.5	2”
DSVOX200	458	246.5	172.5	2”

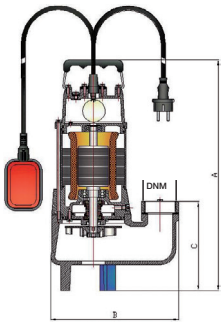

CS.050
CAVO
CABLE



CG.050
GALLEGGIANTE
FLOATING



ELETTROPOMPE SOMMERGIBILI CON GIRANTE MONOCANALE

SUBMERSIBLE PUMPS WITH SINGLE-CHANNEL IMPELLER

SERIE / *SERIES* **DMG**



Esecuzione e norme di sicurezza
Safety rules and execution
EN 60 335-1, EN 60 334-1, IEC 335-1, IEC 34-1, CEI 61-150, CEI 2-3-Rohs.

GENERALITÀ
Elettropompe sommergibili professionali con girante monocanale, di generose dimensioni, realizzate in ghisa grigia a grana fine, concepite per la movimentazione di acque sporche, reflue, anche cariche con corpi solidi in sospensione. La particolare conformazione della girante consente passaggi di materiali solidi fino a 65 mm. di diametro. Indicate per la movimentazione ed il sollevamento di acque luride, lo svuotamento di fosse biologiche di decantazione, travasi, sia in ambito civile che industriale ed agricolo. Potenze da 0,75 kW a 7,5 kW. Prevalenze fino a 32 metri. Portate fino a 2200 l/min (=132 m³/h).

Materiali
- Coperchio motore, corpo pompa e girante in ghisa G20
- Cassa motore in ghisa G20
- Albero motore in acciaio inox AISI 420 Din 1.4028
- Golfari in ghisa G20 trattati
- Tenuta meccanica doppia in Grafite-NBR/Carburo di Tungsteno-NBR
- Cavo elettrico di alimentazione in neoprene H07RNF, della lunghezza di metri 10 (EN 60335-241), provvisto di spina Schuko

Motore
- Motore ad induzione asincrono a due poli, 50 Hz (n=2900rpm), avvolgimento a secco per servizio continuo in S1, con liquido a 40°C e pompa totalmente immersa
- Protezione IP 68, isolamento in classe B
- Camera d'olio per lubrificazione della tenuta (olio minerale bianco non tossico)
- Alimentazione trifase 400V-50hz con protezione a cura dell'utilizzatore

Limiti di impiego
- Temperatura del liquido pompato max 40°C
- Profondità di immersione max 10 metri

FEATURES
Submersible professional pumps with single-channel impeller, of big size, made of grey fine-grained cast-iron, conceived to move dirty water, even with suspended solids. The particular impeller shape allows the passage of solids with diameter up to 65 mm. Suitable to move and lift dirty water, empty cesspits, pouring, in civil, industrial and agricultural fields. Power from 0,75 kW to 7,5 kW. Head up to 32 metres. Capacity up to 2200 l/min (=132 m³/h).

Materials
- *Motor cover, pump casing and impeller of G20 cast-iron*
- *Motor case of G20 cast-iron*
- *Motor shaft of AISI 420 Din 1.4028 stainless steel*
- *Eyebolts of treated G20 cast-iron*
- *Double mechanical seal of graphite/NBR - Tungsten carbide/NBR*
- *Electric cable of neoprene H07RNF, 10 m length, (EN 60335-241), with Schuko plug*

Motor
- *Asynchronous induction motor, 2 poles, 50 Hz (n=2900rpm), dry winding for continuous duty S1, with liquid at 40°C and fully immersed liquid*
- *IP 68 protection, class B insulation*
- *Oil chamber to lubricate the seal (non-toxic white mineral oil)*
- *Three-phase feeding 400V-50hz with protection at user's care*

Operating conditions
- *Maximum temperature of pumped liquid 40°C*
- *Maximum immersion depth 10 m*

PRESTAZIONI TECNICHE 2900 GIRI / *TECHNICAL PERFORMANCES AT 2900 RPM*

Articolo *Art.*	**P2**		**P1 kW**	**Ampere**		**Q = Portata** / *Capacity*										
						m³/h	0.6	6	12	18	24	30	36	42	48	54	60
						l/min	10	100	200	300	400	500	600	700	800	900	1000
Trifase *Three-phase* **400V 50Hz**	**Hp**	**kW**		**1ph**	**3ph**	**Prevalenza manometrica totale in m. C.A.** *Total head in meters w.c.*											
DMG150T	1.50	1.10	1.10	-	2.1		14	13	11	8	4.3	1	-	-	-	-	-
DMG200T	2.00	1.50	1.60	-	2.9		16	15	13.4	11.5	9.3	6.8	3.8	1	-	-	-
DMG300T	3.00	2.20	2.50	-	4.5		19	18	16.7	15.3	13.7	12	10	8	5.5	3	0.3

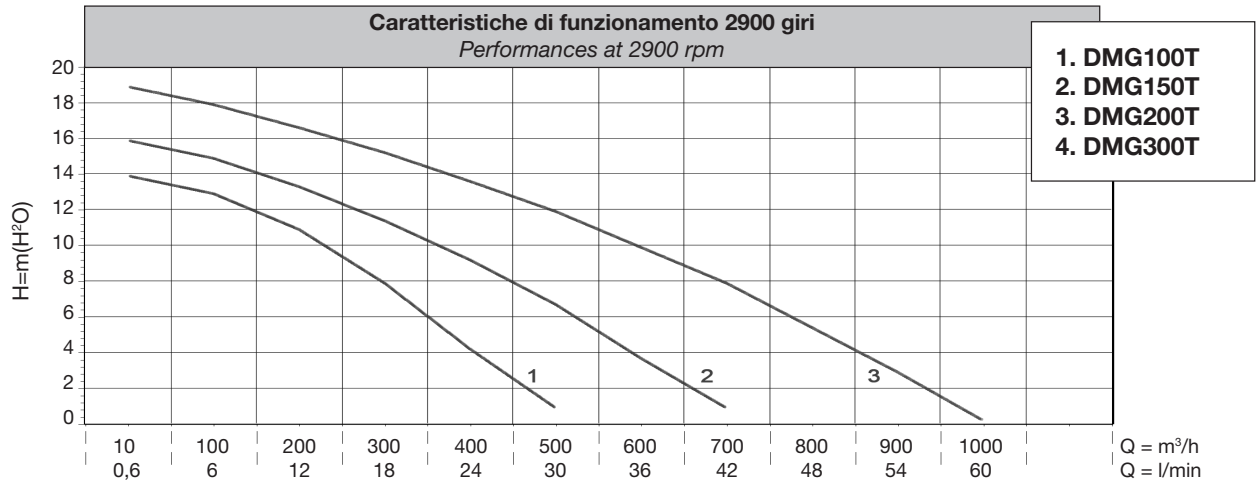

PRESTAZIONI TECNICHE 2900 GIRI / *TECHNICAL PERFORMANCES AT 2900 RPM*

Articolo *Art.*	**P2**		**P1 kW**	**Ampere**		**Q = Portata** / *Capacity*											
						m³/h	0.6	12	24	36	48	60	72	84	96	108	120	132
						l/min	10	200	400	600	800	1000	1200	1400	1600	1800	2000	2200
Trifase *Three-phase* **400V 50Hz**	**Hp**	**Kw**		**1ph**	**3ph**	**Prevalenza manometrica totale in m. C.A.** *Total head in meters w.c.*												
DMG400T	4.00	3.00	3.50	4.00	6.4		20	17.8	15	12.4	9.4	6	2	-	-	-	-	-
DMG550T	5.50	4.00	4.60	5.50	8.4		24	22	20	17.7	15	11.9	8	4.5	0.2	-	-	-
DMG750T	7.50	5.50	5.80	7.50	9.6		26	24	22.4	20.5	18	15.4	12.6	9	5	0.4	-	-
DMG1000T	10.00	7.50	7.50	10.00	12.8		32	31	29.5	27.5	25.6	23	20	17	13.5	9.4	5	0.2

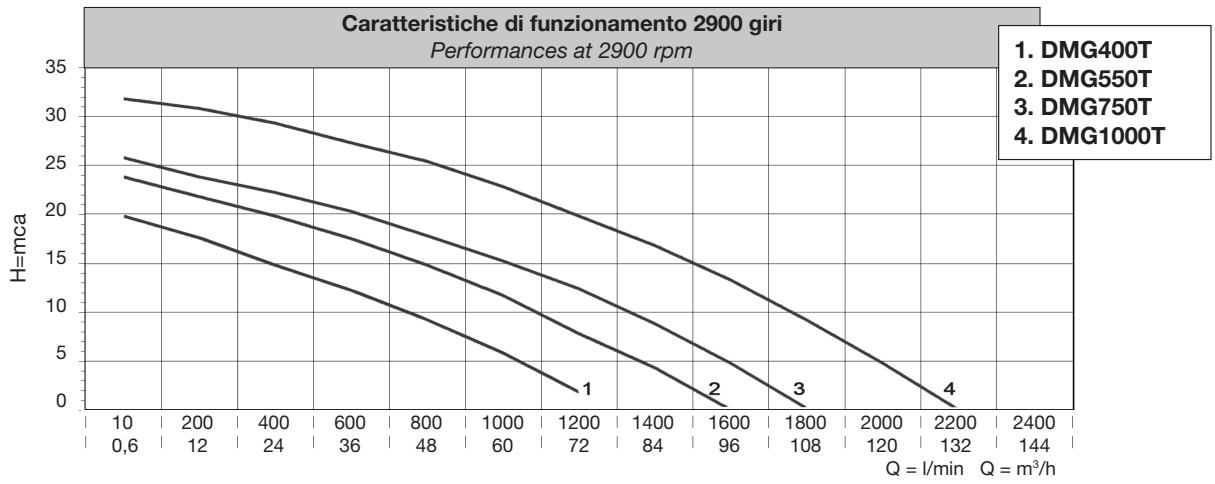

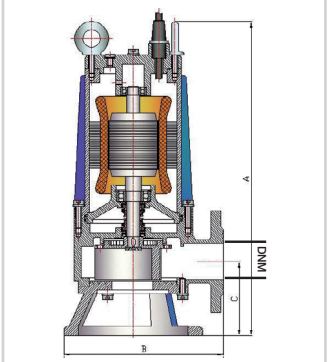

Articolo *Art.*	**Dimensioni mm** *Dimensions mm*				**Passaggio solidi mm** *Solids passage mm*
	A	**B**	**C**	**DNM**	
DMG150	530	220	275	50	40
DMG200	590	260	315	65	45
DMG300	590	260	315	65	45
DMG400	680	335	385	80	60
DMG550	680	335	385	80	60
DMG750	755	360	435	100	65
DMG1000	755	360	435	100	65

ELETTROPOMPA SOMMERGIBILE TRITURATRICE

SUBMERSIBLE GRINDER ELECTRIC PUMP

SERIE / *SERIES* **DCUTTER**



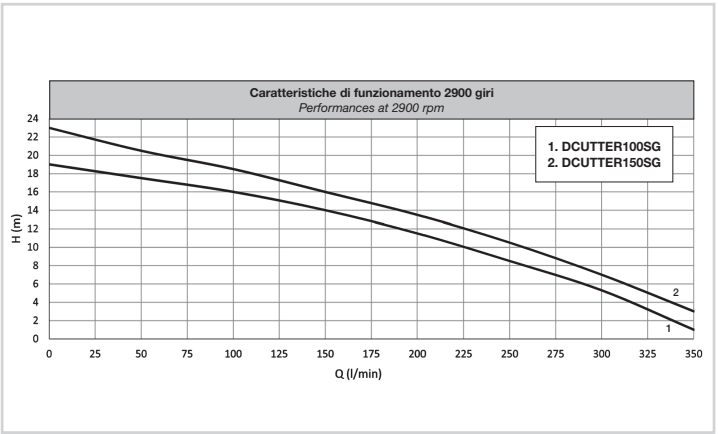

GENERALITÀ
Elettropompa sommergibile in ghisa con sistema di triturazione, per sollevamento di acque luride, trova impiego nel trattamento di liquidi biologici con corpi solidi distruttibili.

Materiali
- Corpo pompa in ghisa
- Albero motore acciaio inox
- Girante in ghisa
- Tenuta meccanica: silicio-silicio/ceramica - grafite
- Lunghezza cavo 8 mt

Motore
- Motore elettrico ad induzione 2 poli
- Versione monofase 220V 50 Hz
- Proteizone IP68
- Isolamento classe B

Limiti di impiego
- Temperatura liquido pompato fino a 40°C
- Profondità massima di immersione 23 mt

FEATURES
Submersible cast iron pump with grinding device. Generally used for sewer water for the treatment of biological liquids-containing solid destroyable bodies.

Materials
- *Pump body cast iron*
- *Stainless steel shaft*
- *Impeller cast iron*
- *Mechanical seal sic-sic/ceramic-graphite*
- *Cable length 8 m*

Motor
- *Two pole induction*
- *Single-phase verison 220V 50Hz*
- *Protection IP68*
- *Insulation class B*

Operating conditions
- *Pumped liquid temperature 40°C*
- *Maximun immersion depth 23 m*

PRESTAZIONI TECNICHE 2900 GIRI / *TECHNICAL PERFORMANCES AT 2900 RPM*

Articolo *Art.*	**Hp**	**Kw**	**Ampere**	**Q = Portata** / *Capacity*								
				m³/h	0	3	6	9	12	15	18	21
				l/min	0	50	100	150	200	250	300	350
Monofase *Single-phase* **230V 50Hz**				**Prevalenza manometrica totale in m. C.A.** *Total head in meters w.c.*								
DCUTTER100SG	1.5	1.1	9.20		19	17.5	16	14	11.5	8.5	5.3	1
DCUTTER150SG	2	1.15	11.60		23	20.5	18.5	16	13.5	10.5	7	3

Articolo *Art.*	**DNM**	**Dimensioni pompa** *Pump dimensions* **H x L mm**
DCUTTER100SG	2”/DN 50	640x310
DCUTTER150SG	2”/DN 50	670x310

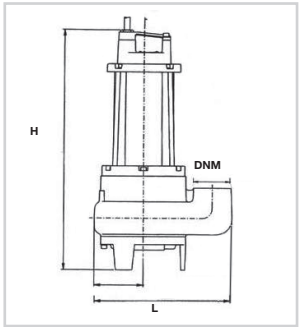

DELL'ERBA

ELETTROPOMPA PERIFERICA SOMMERSA

SUBMERSIBLE PERIPHERAL PUMP

SERIE / *SERIES* **DVENUS OTT**



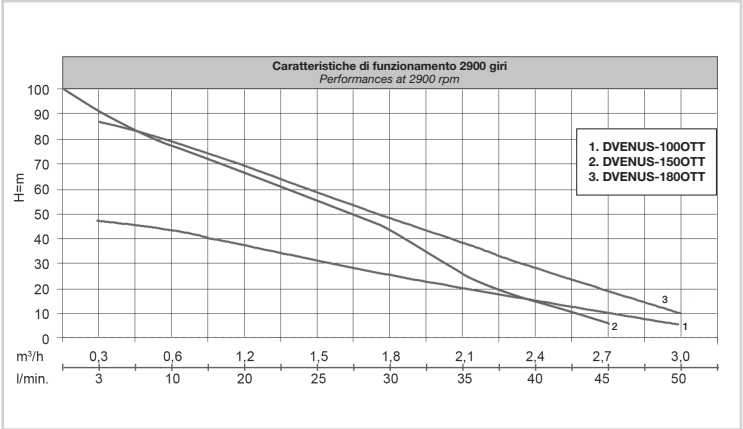

GENERALITÀ
Elettropompa sommersa monoblocco periferica, realizzata per il sollevamento di acque pulite da pozzo o vasca, trova applicazioni sia nella irrigazione di orti e giardini che per pressurizzazione domestica.

Materiali
- Corpo pompa ottone
- Girante ottone
- Camicia in acciaio inossidabile AISI 304
- Albero motore AISI 420
- Tenuta meccanica ceramica
- Alimentazione con 10 m di cavo e quadro elettrico

Motore
- Motore in bagno di liquido refrigerante
- Grado di protezione IP68
- Isolamento classe B
- Alimentazione monofase 230V-50Hz con quadro condensatore inserito in quadro, protettore termico incorporato e interruttore

Limiti di impiego
- Acqua con contenuto di sabbia non superiore a 3 g/m³
- Temperatura liquido pompato fino a 40°C

FEATURES
Submersible peripheral pump used to lift clean water from wells or tanks to irrigate gardens or to boost pressure in domestic field.

Materials
- *Pump body: brass*
- *Impeller: brass*
- *AISI 304 Stainless steel shell*
- *AISI 420 Stainless steel shaft*
- *Ceramic mechanical seal*
- *Feeding cable 10 m length and control box*

Motor
- *Oil cooled motor*
- *Protection IP68*
- *Insulation class B*
- *Single-phase feeding 230V 50 Hz with control panel with capacitor and built-in thermal protection*

Operating conditions
- *Maximum sand's content 3 g/m³*
- *Pumped liquid temperature: 40°C max*

PRESTAZIONI TECNICHE 2900 GIRI / *TECHNICAL PERFORMANCES AT 2900 RPM*

Articolo *Art.*	**Hp**	**Kw**	**Ampere**	**Q = Portata** / *Capacity*								
				m³/h	0.3	0.6	1.2	1.5	1.8	2.1	2.4	2.7	3
				l/min	5	10	20	25	30	35	40	45	50
Monofase *Single-phase* **230V 50Hz**				**Prevalenza manometrica totale in m. C.A.** *Total head in meters w.c.*									
DVENUS100OTT	0.75	1.00	5.8		47	43	37	31	25	20	15	10	5
DVENUS150OTT NEW	1.1	1.50	-		-	79	59	48	38	28	17	7	-
DVENUS180OTT	1.33	1.8	8.0		87	79	69	58	48	38	28	19	10

Articolo *Art.*	**Dimensioni mm** / *Dimensions mm*		
	A Ø mm	**H mm**	**DNM**
DVENUS100OTT	98	460	1" G
DVENUS150OTT NEW	96	514	1" G
DVENUS180OTT	98	500	1" G

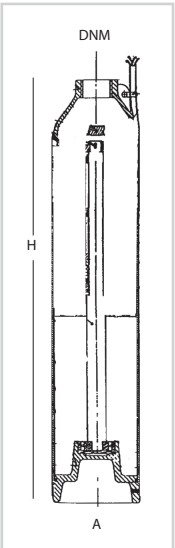

ELETTROPOMPA SOMMERSA MULTISTADIO

MULTISTAGE SUBMERSIBLE PUMP

SERIE / *SERIES* **DSTARQC**



GENERALITÀ
Elettropompe sommergibili multistadio in acciaio inox AISI 304. Il motore è raffreddato grazie al liquido pompato che viene aspirato dalla griglia filtrante posta nella parte inferiore della macchina. Realizzata per il sollevamento da pozzo o vasca di acque pulite, trova applicazioni sia nella irrigazione di orti e giardini che per pressurizzazione domestica. Completa di quadro di comando e 15 mt di cavo in H07RNF. Le elettropompe sommerse serie DSTARQC sono prodotte in estremo oriente e testate in Italia.

Materiali
- Camicia in acciaio inossidabile AISI 304
- Giranti e diffusori in Noryl®
- Albero motore in acciaio inox AISI 316
- Doppia tenuta meccanica sic/sic in bagno d'olio

Motore
- Motore ad induzione a 2 poli
- Grado di protezione: IP68
- Isolamento classe F
- Alimentazione monofase 230V-50Hz; condensatore e protettore termico inserito a quadro

Limiti di impiego
- Acqua con contenuto di sabbia non superiore a 30g/m^3
- Temperatura liquido pompato fino a 40°C

FEATURES
Multistage submersible pumps made of stainless steel AISI 304. The motor is cooled by the pumped liquid primed trough the suction grid on the bottom of the pump. DSTARQC pumps are used to lift clean water from wells or tanks to irrigate gardens or to boost pressure in domestic field. The pump is provided with 15 m of H07RNF cable and control box. DSTARQC series are manufactured in the far east and tested in Italy.

Materials
- *Stainless Steel AISI 304 shell*
- *Noryl® impellers and diffusers*
- *Stainless steel AISI 316 shaft*
- *Double sic/sic mechanical seal in oil bath*

Motor
- *2 poles induction motor*
- *Protection: IP68*
- *Insulation class F*
- *Single-phase feeding 230V 50 Hz with capacitor and thermal protection in control box*

Operating conditions
- Maximum sand content 30 g/m^3
- Pumped liquid temperature: 40°C max

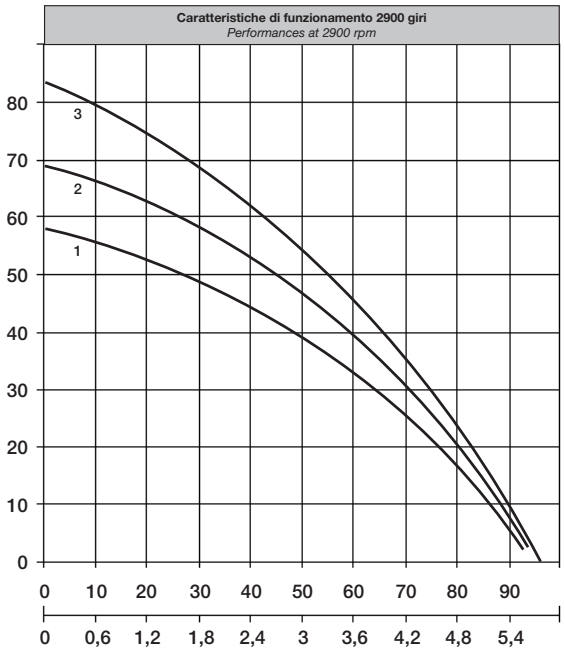

1. **DSTARQC100SG**
2. **DSTARQC120SG**
3. **DSTARQC150SG**

PRESTAZIONI TECNICHE 2900 GIRI / *TECHNICAL PERFORMANCES AT 2900 RPM*

Articolo *Art.*	**Stadi** *Stages*	**P2**		**Q = Portata /** *Capacity*								
				m³/h	1.2	1.6	2.4	3.0	3.6	4.2	4.8	5.4
				l/min	20	30	40	50	60	70	80	90
		Kw	**Hp**	**Prevalenza manometrica totale in m. C.A.** *Total head in meters w.c.*								
DSTARQC100SG	5	0.75	1.00	57	54	50	44	40	36	27	18	8
DSTARQC120SG	6	0.90	1.020	68	65	60	54	50	46	36	24	11
DSTARQC150SG	6	1.20	1.60	82	78	72	66	60	55	42	29	13

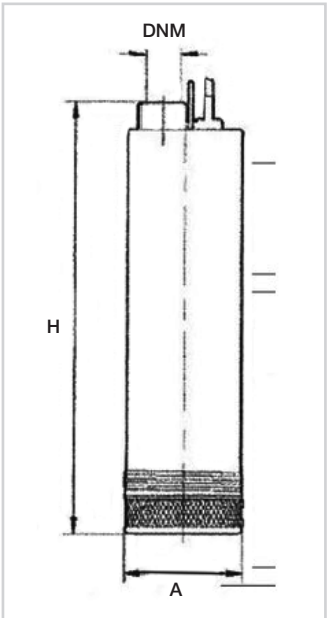

Articolo *Art.*	**Dimensioni mm** *Dimensions mm*		
	A	**H**	**DNM**
DSTARQC100SG	130	529	1-1/4" G
DSTARQC120SG	130	605	1-1/4" G
DSTARQC150SG	130	649	1-1/4" G

ELETTROPOMPE SOMMERSE CENTRIFUGHE MULTISTADIO MONOBLOCCO

MULTISTAGE SUBMERSIBLE PUMPS

SERIE / *SERIES* **DSM**



MADE IN ITALY

GENERALITÀ
Elettropompe sommergibili monoblocco multistadio. Sono costruite in acciaio inox ed il motore è raffreddato tramite il liquido pompato che viene aspirato attraverso la griglia filtrante posta nella parte inferiore della macchina. Trovano applicazione nel sollevamento, movimentazione di acque chiare, con prelievo da vasche o da pozzo. Realizzate in tre serie, DSMB-DSMA-DSMC per portate da 0 a 10 m^3/h e prevalenze fino ad 80 metri, trovano vasta applicazione sia in ambito agricolo, per uso irriguo, che in quello domestico, per pressurizzazione con autoclave della rete idrica. Serie DSMB: Diametro esterno 115 mm - Serie DSMA: Diametro esterno 130 mm, Serie DSMC: Diametro esterno 150 mm.

Materiali
- Camicia esterna in acciaio inox AISI 304
- Camicia motore in acciaio inox AISI 304
- Albero in acciaio inox AISI 420
- Giranti in acciaio inox AISI 304
- Diffusori in Noryl®
- Anello di rasamento antiusura in acciaio inox AISI 304
- Supporto superiore in acciaio inox AISI 304
- Supporto inferiore in ghisa
- Una tenuta meccanica a labbro ed una in silicio/silicio
- 20 metri di cavo elettrico di alimentazione in H07RNF provvisto di spina schuko

Motore
- Motore ad induzione a 2 poli, 50 Hz (n=2900 rpm)
- Isolamento in classe F
- Protezione IP68
- Alimentazione monofase 230V con condensatore permanentemente inserito e protezione termoamperometrica incorporata
- Alimentazione trifase 400 V con protezione a carico dell'utente
- Serie DSMB solo versione monofase

Limiti di impiego
- Temperatura del liquido trattato max 35°C
- Profondità max di immersione metri 15
- Acqua con contenuto in sabbia 30g/m^3
- Massimo avviamenti orari: 15

FEATURES
Multistage submersible pumps. They are made of stainless steel, with motor cooled by the pumped liquid, primed through the suction grid on the bottom of the pump. They are designed to lift clear water from tanks of wells. The series is composed of three types, DSMA-DSMB-DSMC with capacities from 0 to 10 m^3/h and heads up to 80 m. They can be used both in the agricultural field, for irrigation and in the domestic one, to pressurize the water supply with a pressure tank. DSMB Series: external diameter 115 mm - DSMA Series: external diameter 130 mm - DSMC Series: external diameter 150 mm.

Materials
- *Stainless steel AISI 304 external shell*
- *Stainless steel AISI 304 motor shell*
- *Stainless steel AISI 420 shaft*
- *Stainless steel AISI 304 impellers*
- *Noryl® diffusers*
- *Wear ring of stainless steel AISI 304*
- *Stainless steel AISI 304 upper bracket*
- *Cast-iron lower bracket*
- *A lip seal and an sic/sic graphite mechanical seal*
- *Feeding cable H07RNF 20 m length with schuko plug*

Motor
- *2 poles induction motor, 50 Hz (n = 2900 rpm)*
- *Class F insulation*
- *IP 68 protection*
- *Single-phase feeding 230V with built-in capacitor and thermo-ammeter protection*
- *Three-phase feeding 400V with protection at user's care*
- *DSMB series available only in single-phase version*

Operating conditions
- *Maximum temperature of pumped liquid 35°C*
- *Maximum immersion depth 15 m*
- *Maximum sand's content 30 g/m^3*
- *Maximum starting per hour: 15*

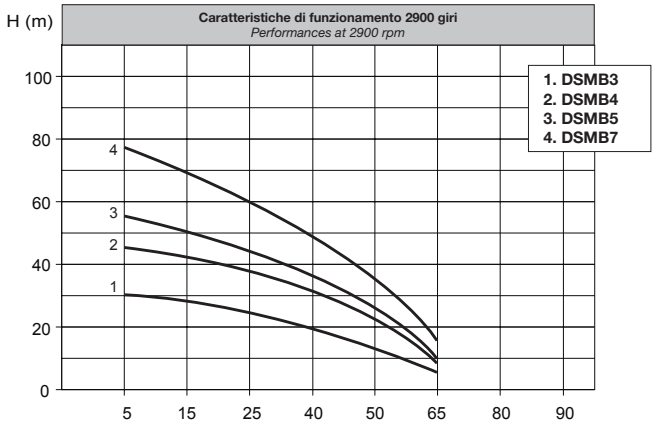

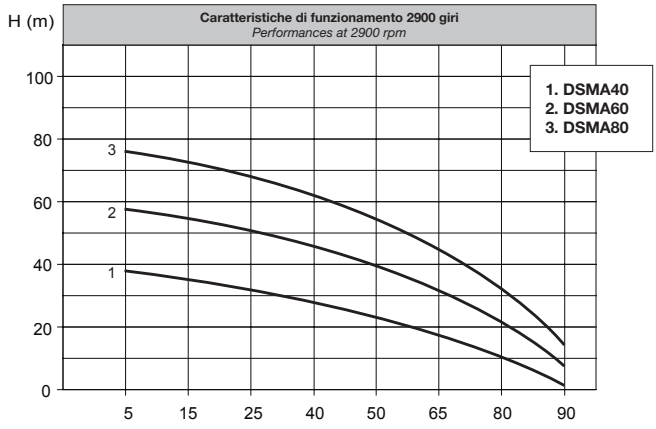

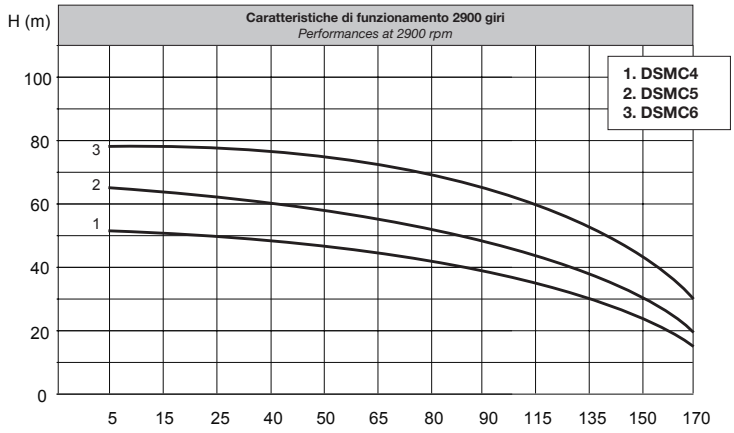

PRESTAZIONI TECNICHE 2900 GIRI / *TECHNICAL PERFORMANCES AT 2900 RPM*

Articolo *Art.*	**Articolo** *Art.*	**Hp**	**Kw P1**	**A Corrente assorbita** *Absorbed current*		**Q = Portata** / *Capacity*											
						m³/h	0.6	1.2	1.8	2.4	3	4.5	5.7	9	10.5	12	15	-
						l/min	10	20	30	40	50	75	95	150	175	200	250	-
Monofase *Single-phase* **230V 50Hz**	**Trifase** *Three-phase* **230-400V 50Hz**			**1x230V**	**3x400V**	**Prevalenza manometrica totale in m. C.A.** *Total head in meters w.c.*											
DSMB3G	-	0.5	0.37	2.7	-		30	28	25	21	16	11	8	-	-	-	-	-
DSMB4G	-	0.6	0.45	3.7	-		30	28	25	21	16	11	8	-	-	-	-	-
DSMB5G	-	0.8	0.60	4.3	-		50	47	42	35	28	18	13	-	-	-	-	-
DSMB7G	-	1.2	0.90	6.3	-		70	63	54	44	34	22	15	-	-	-	-	-
DSMA40G	**DSMA40T**	0.8	0.60	5.0	1.8		47	44	41	37	33	29	26	15	-	-	-	-
DSMA60G	**DSMA60T**	1.2	0.90	6.0	2.3		60	57	53	49	45	40	38	26	-	-	-	-
DSMA80G	**DSMA80T**	1.8	1.30	8.4	3.0		85	82	77	72	66	59	55	27	-	-	-	-
DSMC4G	**DSMC4T**	1.5	1.10	8.6	3.9		53	52,5	51	50	49	48	47	44	40	39	23	14
DSMC5G	**DSMC5T**	2	1.50	10.8	4.6		66	64	63	62	60	58	57	54	49	48	31	18
DSMC6	**DSMC6T**	3	2.2	12.5	5.0		77	75	74	72	70	68	67	63	56	55	35	21

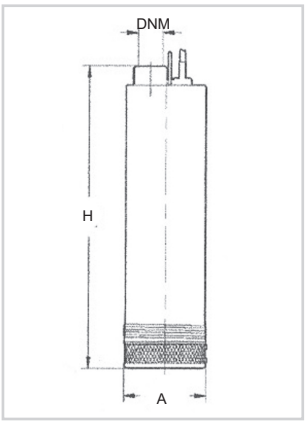

Articolo *Art.*	**Dimensioni mm** / *Dimensions mm*		
	A	**H**	**DNM**
DSMA40G	130	445	1-1/4" G
DSMA60G	130	505	1-1/4" G
DSMA80G	130	580	1-1/4" G
DSMB3	115	360	1" G
DSMB4	115	400	1" G
DSMB5	115	420	1" G
DSMB7	115	470	1" G
DSMC4	150	450	1-1/2" G
DSMC5	150	475	1-1/2" G
DSMC6	150	515	1-1/2" G

ELETTROPOMPA SOMMERSA MULTISTADIO

MULTISTAGE SUBMERSIBLE PUMP

SERIE / *SERIES* **DWELL**



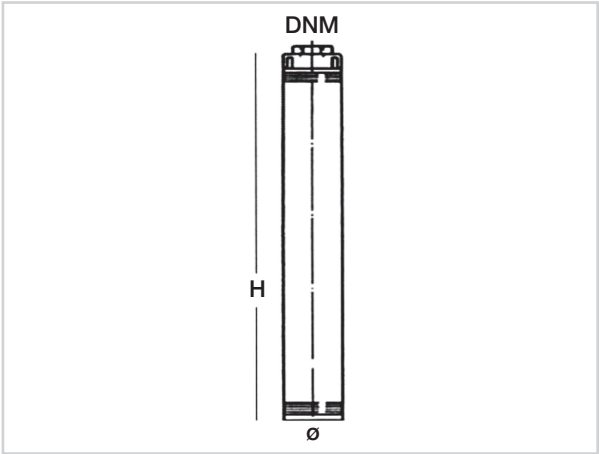

GENERALITÀ
Elettropompa sommergibile multistadio verticale monoblocco da 4", per il convogliamento di acque pulite, che non superino i 35°C. Indicata per irrigazioni, impianti di pressurizzazione, per usi industriali e civili. Costruita per garantire il funzionamento con un livello d'acqua minimo.

Materiali
- Camicia, cassa motore ed albero acciaio inox 304
- Giranti in plastica POM e diffusori in plastica PC
- Tenuta meccanica in grafite-ceramica
- Cavo con spina Schuko 20 mt
- Fornito con control box con condensatore

Motore
- Motore a 2 poli
- Grado di protezione IP68
- Isolamento classe B
- Alimentazione monofase 230V-50Hz
- Protettore termico incorporato

Limiti di impiego
- Acque con contenuto di sabbia non superiore a 15 g/m^3
- Temperatura liquido pompato fino a 35°C

FEATURES
Multistage submersible electric pump vertical mono-block with 4" stages for the transport of clean water not exceeding 35°C .Suitable for irrigation, pressurization system, for industrial and civil uses. Built to ensure operation with a minimum water level.

Materials
- *Shirt, engine casing, and shaft made of stainless steel 304*
- *Plastic POM impellers and plastic PC diffusers*
- *Mechanical seal in graphite-ceramic*
- *Cable with Schuko plug 20 m*
- *Supplied with control box with capacitor*

Motor
- *2 pole motor*
- *Degree of protection IP 68*
- *Class B insulation*
- *Single-phase power supply 230V-50Hz*
- *Built-in thermal protector*

Operating conditions
- *Water with a sand not exceeding 15 g/m^3*
- *Liquid temperature pumped up to 35°C*

Articolo *Art.*	**Dimensioni mm** / *Dimensions mm*		
	ø	**H**	**DNM**
DWELL80	100	794	1"
DWELL55	100	672	1"1/4
DWELL40	100	583	1"1/4

PRESTAZIONI TECNICHE 2900 GIRI / *TECHNICAL PERFORMANCES AT 2900 RPM*

Articolo *Art.*	**Hp**	**Kw**	**Q = Portata** / *Capacity*												
			m^3/h	0	0.3	0.6	1.2	1.8	2.4	3	3.6	3.9	4.2	4.8	5.4	6
			l/min	0	5	10	20	30	40	50	60	65	70	80	90	100
Monofase *Single-phase* **230V 50Hz**			**Prevalenza manometrica totale in m. C.A.** *Total head in meters w.c.*													
DWELL80	1.00	0.75		80	78	70	64	56	43	30	23	-	-	-	-	-
DWELL55	1.00	0.75		55	-	53	52	50	48	46	42	40	38	34	29	23
DWELL40	0.75	0.55		40	38	36	35	33	32	31	28	-	26	23	19	-

ELETTROPOMPA SOMMERSA CENTRIFUGA

SUBMERSIBLE PUMP PUMPS

SERIE / *SERIES* **DEEP**



GENERALITÀ

Pompa sommersa per autoclave e svuotamento automatico di acque pulite:
- Camicia esterna INOX e polipropilene rinforzato in fibra di vetro 30%
- Tenuta meccanica in nitrile/ceramica/carbonio
- Giranti in PPO
- Motore termoprotetto dal surriscaldamento
- Albero motore rivestito in ceramica a protezione della tenuta e del cuscinetto
- Completa di galleggiante e 10 metri di cavo con spina Schuko
- Profondità 5 mt
- Temperatura del liquido max 35°C

FEATURES

Submersible pump for autoclave and automatic drainage of clean water:
- *External casing made of stainless steel and fiberglass reinforced polypropylene 30%*
- *Mechanical seal made of nitrile/ceramic/carbon*
- *Impellers made of PPO- Motor thermally protected against overheating*
- *Motor shaft coated in ceramic to protect the seal and bearing*
- *Complete with float switch and 10 meters of cable with Schuko plug*
- *Depth 5 meters*
- *Maximum liquid temperature 35°C*

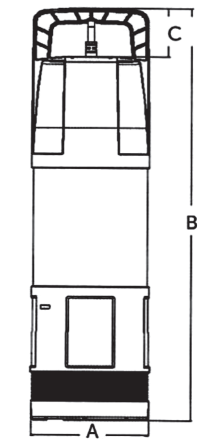

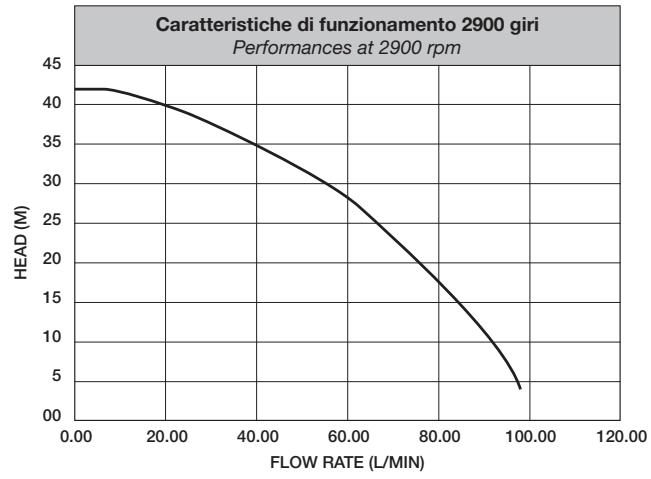

Articolo *Art.*	**Dimensioni mm** *Dimensions mm*			
	A	**B**	**C**	**DNM**
DEEP42	150	525	62	1”

PRESTAZIONI TECNICHE 2900 GIRI / *TECHNICAL PERFORMANCES AT 2900 RPM*

Articolo *Art.*	**Hp**	**Kw**	**Ampere**	**Q = Portata /** *Capacity*						
				l/min	0	30	50	70	80	90
DEEP42	1	0.75	4.5	**head/mt**	44	38.5	32	22	16	10

ELETTROPOMPA SOMMERSA 4”

4” SUBMERSIBLE PUMP

SERIE / *SERIES* **DGENIUS**



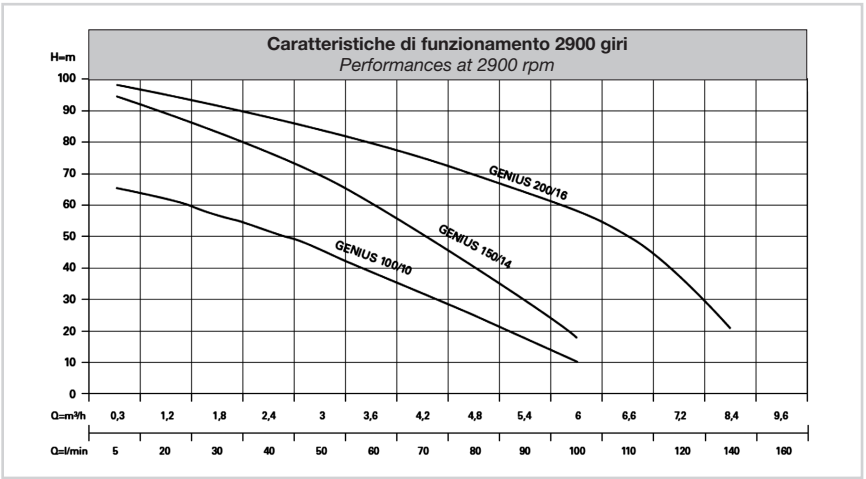

GENERALITÀ
Elettropompa sommersa 4” completa di 30 mt di cavo H07RNF e quadro di comando. Realizzata per il sollevamento da pozzo o vasca di acque pulite, trova applicazioni sia nell’irrigazione di orti e giardini che per pressurizzazione domestica.

Materiali
- Aspirazione, mandata: bronzo
- Giranti: tecnopolimero
- Camicia in acciaio inossidabile AISI 304
- Albero motore: AISI 316
- Alimentazione con 30 mt di cavo H07RNF, spina schuko e quadro di comando con interruttore e condensatore
- Valvola di ritegno incorporata

Motore
- Motore in bagno di liquido refrigerante
- Grado di protezione IP68
- Isolamento classe B
- Alimentazione monofase 230V-50Hz con condensatore inserito in quadro, protettore termico incorporato

Limiti di impiego
- Acqua con contenuto di sabbia non superiore a 30g/m^3
- Temperatura liquido pompato fino a 40°C

FEATURES
Submersible 4” pump complete with 30 meters of cable and control panel. Used to lift clean water from wells or tanks to irrigate gardens or to boost pressure in domestic field.

Materials
- *Delivery casing, suction: bronze*
- *Impellers: technopolymer*
- *Stainless steel AISI 304 shell*
- *Stainless steel AISI 316 shaft*
- *Feeding cable 30 mt length with schuko plug and start up control box*
- *Built-in non return valve*

Motor
- *Oil cooled motor*
- *Protection IP68*
- *Insulation class B*
- *Single-phase feeding 230V 50 Hz with capacitor and thermal protection in control box*

Operating conditions
- *Maximum sand’s content 30 g/m^3*
- *Pumped liquid temperature: 40°C max*

PRESTAZIONI TECNICHE 2900 GIRI / *TECHNICAL PERFORMANCES AT 2900 RPM*

Articolo *Art.*	**Hp**	**Kw**	**Ampere**	**Q = Portata** / *Capacity*													
				m³/h	0.3	1.2	1.8	2.4	3	3.6	4.2	4.8	5.4	6.0	6.6	7.2	8.4
				l/min	5	20	30	40	50	60	70	80	90	100	110	120	140
Monofase *Single-phase* **230V 50Hz**				**Prevalenza manometrica totale in m. C.A.** *Total head in meters w.c.*													
DGENIUS100/10	1.0	0.75	6		66	62	57	52	46	39	32	26	18	10	-	-	-
DGENIUS150/14	1.5	1.10	8		95	90	84	77	69	61	51	41	30	18	-	-	-
DGENIUS200/16	2.0	1.50	11		99	96	92	89	85	80	75	70	64	58	50	38	21

Articolo *Art.*	**Dimensioni mm** / *Dimensions mm*		
	Ø mm	**H mm**	**DNM**
DGENIUS100/10	98	880	1-1/4” G
DGENIUS150/14	98	1005	1-1/4” G
DGENIUS200/16	98	1220	1-1/2” G

MOTORI SOMMERSI 4” RIAVVOLGIBILI

4” REWINDABLE SUBMERSIBLE MOTORS



PRESTAZIONI TECNICHE 2900 GIRI / *TECHNICAL PERFORMANCES AT 2900 RPM*

Articolo *Art.*	**Articolo** *Art.*	**Hp**	**Kw**	**Ampere**	**Condensatore** *Capacitor*	**RPM**	**COS** φ	**Lunghezza mm** *Length mm*
230V	**230V**							
DMSM100	**DMSMC100**	1	0.75	5	25	2795	0.85	395
DMSM150	**DMSMC150**	1.5	1.1	7	35	2805	0.81	425
DMSM200	**DMSMC200**	2	1.5	9	45	2800	0.83	465
DMSM300	**DMSMC300**	3	2.2	15	60	2795	0.84	530
380V	**380V**							
DMST075	-	0.75	0.5	2.1	-	2825	0.77	365
DMST100	**DMSTC100**	1	0.75	3	-	2825	0.69	395
DMST150	**DMSTC150**	1.5	1.1	4	-	2820	0.71	425
DMST200	**DMSTC200**	2	1.5	5	-	2810	0.73	465
DMST300	**DMSTC300**	3	2.2	6	-	2825	0.71	530
DMST400	**DMSTC400**	4	3	7.5	-	2830	0.73	595
DMST550	**DMSTC550**	5.5	4	9	-	2815	0.75	680
DMST750	**DMSTC750**	7.5	5.5	14	-	2810	0.75	780

GENERALITÀ
Motori sommersi 4” riavvolgibili in bagno di liquido refrigerante ad uso alimentare. Il cuscinetto reggispinta è ampiamente dimensionato e supporta carichi assiali fino a 4,400 Newton. Testato per sopportare fino a 10 avviamenti/ora. La flangia rispetta le normative NEMA. Uscita con 2 mt di cavo d’alimentazione.

Materiali
- Camicia esterna acciaio AISI 304
- Flangia in ottone
- Cuscinetti tipo radiale a sfere
- Membrana di compensazione in gomma speciale
- Sistema parasabbia ampiamente collaudato

Motore
- Motore asincrono 2 poli
- Versione monofase 220V, 50Hz, versione trifase 400V 50Hz
- Grado di protezione: IP68
- Isolamento classe F
- Tolleranza di tensione +6% -10%

Limiti di impiego
- Temperatura ambiente max 40°C
- Profondità max di immersione: 50 mt
- Flusso di raffreddamento 0,1 mt/sec

Opzioni
- Tensioni e frequenze diverse
- Tenuta meccanica in carburo di silicio

FEATURES
4” rewindable motors fluid cooled for alimentary use. Thrust bearing suitably dimensioned for axial charges up to 4,400 Newton. Tested up to 10 starting/hour. Connection flange according to NEMA specifications motor cable length 2 m.

Materials
- *Shell stainless steel AISI 304*
- *Flange cast iron*
- *Thrust ball bearing radial type*
- *Special rubber compensation diaphragm*
- *Sand guard*

Motor
- *Two poles asyncronous motor*
- *Single-phase version 220V, 50 Hz, three-phase version 400V 50Hz*
- *Protection IP68*
- *Insulation class F*
- *Tension margin +6% -10%*

Operating conditions
- *Maximum ambient temperature: 40°C*
- *Maximum immersion depth: 50 mt*
- *Cooling flow: 0,1 m/sec*

Options
- *Different tension and frequencies*
- *Mechanical seal silicon carbide*

CORPI POMPA SOMMERSI MULTISTADIO 4”

4” SUBMERSIBLE PUMPS FOR WELLS

SERIE / *SERIES* **DPST**



GENERALITÀ
Elettropompe centrifughe per uso sommerso, di tipo multistadio con girante flottante a flusso radiale. Indicate per pozzi da 4” ed oltre. Realizzate per sollevamento di acque chiare e limpide ed adatte ad essere utilizzate in ambito agricolo per irrigazione, ed in ambito domestico ed industriale per pressurizzazione con autoclave della rete idrica. Portate da 0 a 24 m³/h, prevalenze da 7 a 300 metri. Massimo diametro della pompa 98 mm.

Materiali
- Camicia esterna in acciaio inox AISI 304
- Flangia di accoppiamento al motore e corpo di mandata in acciaio inox AISI 304
- Albero in acciaio inox AISI 304
- Giunto di accoppiamento
- Coprifilo
- Griglia di aspirazione incorporata e viteria in acciaio inox
- Giranti flottanti in Noryl®
- Diffusori in policarbonato
- Valvola di ritegno incorporata
- Flangia di accoppiamento al motore predisposta secondo normativa NEMA

Limiti di impiego
- Acqua con contenuto in sabbia 50g/m³
- Temperatura del liquido trattato max 30°C
- Profondità max di immersione metri 120
- Tempo massimo di funzionamento a bocca chiusa: 3 minuti

FEATURES
Submersible pumps for domestic use, multistage type with floating radial impeller. Suitable for 4” wells and beyond. Designed to lift clear and clean water, they can be used both in the agricultural field, for irrigation and in the domestic and industrial field to pressurize the water supply with a pressure tank. Capacities from 0 to 24 m³/h, heads from 7 to 300 m. Maximum diameter of the pump 98 mm.

Materials
- *Stainless steel AISI 304 external shell*
- *Motor side bracket and head made of stainless steel AISI 304*
- *Stainless steel AISI 304 shaft*
- *Coupling joint*
- *Cable guard*
- *Built-in suction grid and screws of stainless steel*
- *Floating impellers Noryl®*
- *Diffusers polycarbonate*
- *Built-in return valve*
- *Motor coupling flange according to NEMA*

Operating conditions
- *Maximum sand content 50 g/m³*
- *Maximum temperature of pumped liquid: 30°C max*
- *Maximum immersion depth: 120 m*
- *Maximum working time with closed delivery bore: 3 min*

PRESTAZIONI TECNICHE 2900 GIRI / *TECHNICAL PERFORMANCES AT 2900 RPM*

Articolo *Art.*	Kw	Hp	Q = Portata / *Capacity*																	
			m³/h	0.3	0.6	1.5	1.8	2.1	2.4	2.7	3.0	3.6	4.2	4.8	5.4	6.0	7.2	8.4	9.6	10.8	12.0
			l/min	5	10	25	30	35	40	45	50	60	70	80	90	100	120	140	160	180	200
			Prevalenza manometrica totale in m. C.A. *Total head in meters w.c.*																		
DPST1007	0.37	0.50	46	-	-	39	36	33	29	26	22	-	-	-	-	-	-	-	-	-	-
DPST1010	0.55	0.75	69	-	-	60	55	50	44	37	29	-	-	-	-	-	-	-	-	-	-
DPST1014	0.75	1.00	92	-	-	79	74	67	60	52	42	-	-	-	-	-	-	-	-	-	-
DPST1020	1.10	1.50	139	-	-	120	111	101	90	75	60	-	-	-	-	-	-	-	-	-	-
DPST1028	1.50	2.00	189	-	-	163	153	140	124	114	85	-	-	-	-	-	-	-	-	-	-
DPST1807	0.55	0.75	46	-	-	43	42	41	40	39	37	33	28	21	13	7	-	-	-	-	-
DPST1809	0.75	1.00	59	-	-	55	54	52	51	49	47	43	37	28	20	10	-	-	-	-	-
DPST1814	1.10	1.50	93	-	-	87	86	83	81	79	76	68	58	47	33	20	-	-	-	-	-
DPST1818	1.50	2.00	120	-	-	113	111	108	105	102	98	88	75	60	42	25	-	-	-	-	-
DPST1827	2.20	3.00	175	-	-	164	161	157	152	147	141	127	109	87	61	35	-	-	-	-	-
DPST1835	3.00	4.00	231	-	-	217	212	208	202	196	189	170	149	120	87	50	-	-	-	-	-
DPST1848	4.00	5.50	322	-	-	299	292	285	276	267	256	231	199	160	118	70	-	-	-	-	-
DPST3510	1.10	1.50	62	-	-	-	-	-	-	-	53	51	48	45	41	38	29	18	-	-	-
DPST3514	1.50	2.00	90	-	-	-	-	-	-	-	77	74	71	68	63	59	46	28	-	-	-
DPST3520	2.20	3.00	125	-	-	-	-	-	-	-	107	102	97	92	86	80	62	40	-	-	-
DPST3527	3.00	4.00	169	-	-	-	-	-	-	-	145	139	131	123	115	107	84	55	-	-	-
DPST3536	4.00	5.50	221	-	-	-	-	-	-	-	190	181	173	164	154	143	112	72	-	-	-
DPST4008	1.50	2.00	52	-	-	-	-	-	-	-	-	-	-	48	47	46	43	39	35	29	24
DPST4013	2.20	3.00	82	-	-	-	-	-	-	-	-	-	-	75	73	71	66	59	50	40	30
DPST4017	3.00	4.00	108	-	-	-	-	-	-	-	-	-	-	98	96	94	87	79	70	58	46
DPST4023	4.00	5.50	148	-	-	-	-	-	-	-	-	-	-	134	131	127	118	108	95	79	60
DPST4032	5.50	7.50	202	-	-	-	-	-	-	-	-	-	-	182	178	172	160	143	125	105	80

Articolo *Art.*	Kw	Hp	Q = Portata / *Capacity*																	
			m³/h	4.8	5.4	6.0	7.2	8.4	9.6	10.8	12.0	13.2	14.4	15.0	16.8	18.0	19.2	20.4	21.6	22.8	24.0
			l/min	80	90	100	120	140	160	180	200	220	240	260	280	300	320	340	360	380	400
			Prevalenza manometrica totale in m. C.A. *Total head in meters w.c.*																		
DPST5514	2.20	3.00	83	71	69	67	63	58	54	48	40	31	20	-	-	-	-	-	-	-	-
DPST5518	3.00	4.00	107	92	90	87	83	77	70	62	52	39	26	-	-	-	-	-	-	-	-
DPST5524	4.00	5.50	141	118	116	113	106	97	88	77	63	49	33	-	-	-	-	-	-	-	-
DPST5532	5.50	7.50	189	162	157	153	144	134	122	107	90	70	47	-	-	-	-	-	-	-	-
DPST8008	2.20	3.00	51	-	-	-	-	41	39	37	35	33	31	29	27	24	22	20	17	14	12
DPST8011	3.00	4.00	70	-	-	-	-	57	54	52	49	47	44	41	38	34	31	28	24	21	18
DPST8015	4.00	5.50	97	-	-	-	-	79	76	73	69	66	63	58	54	50	46	41	36	32	27
DPST8020	5.50	7.50	125	-	-	-	-	102	98	94	89	84	79	74	70	65	60	54	48	43	37

Curve di funzionamento
Performance curves

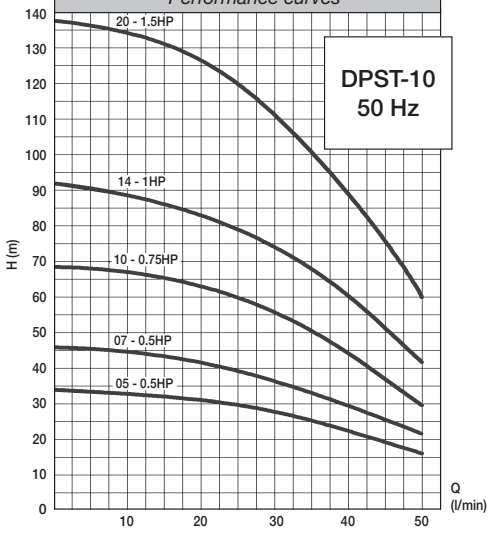

Curve di funzionamento
Performance curves

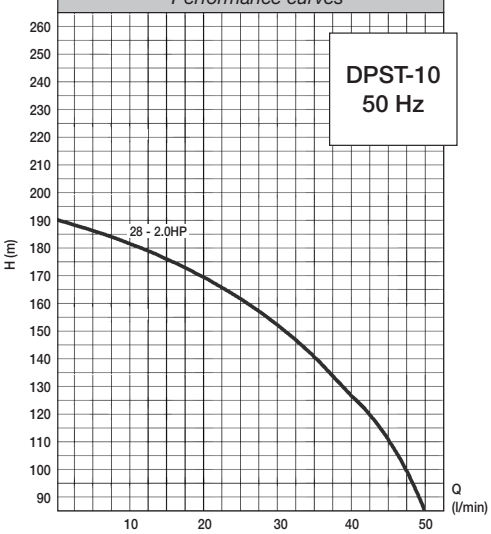

Curve di funzionamento
Performance curves

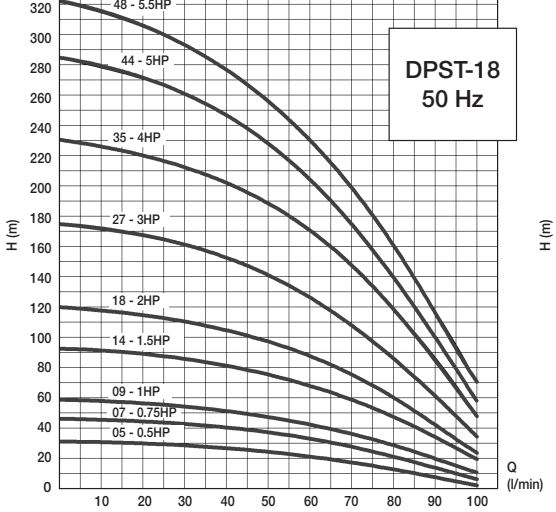

Curve di funzionamento
Performance curves

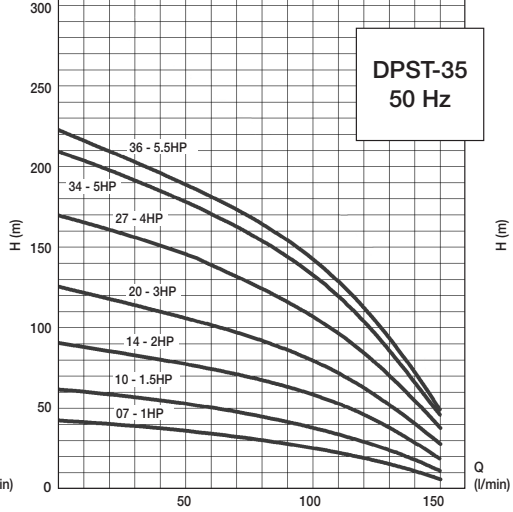

Curve di funzionamento
Performance curves

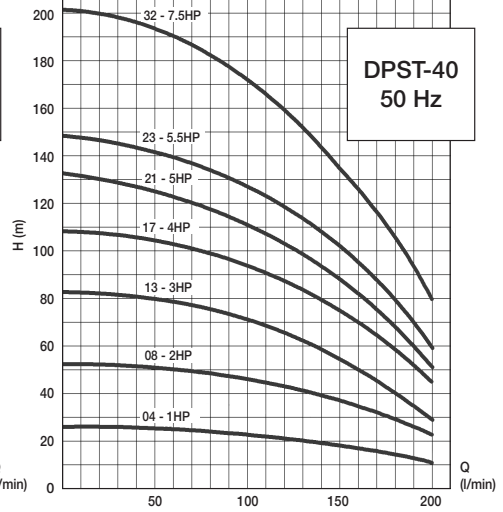

Curve di funzionamento
Performance curves

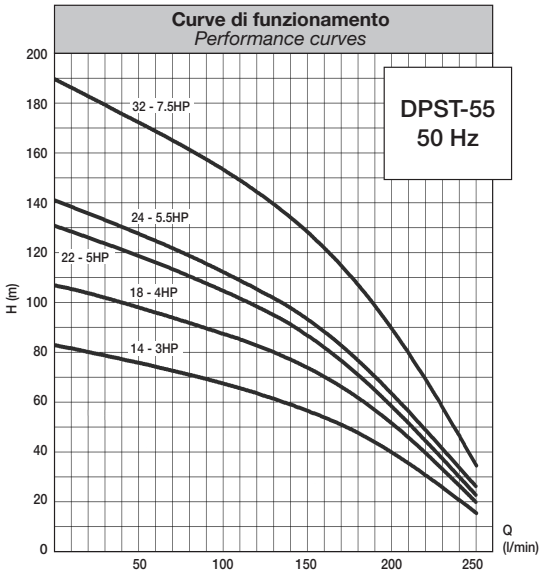

Curve di funzionamento
Performance curves

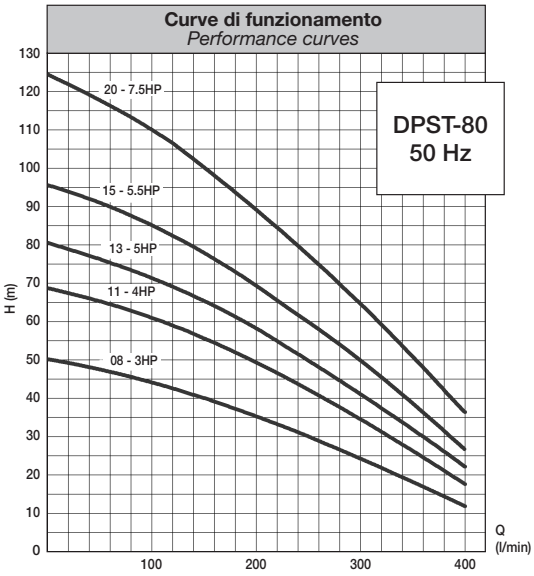

DELL'ERBA

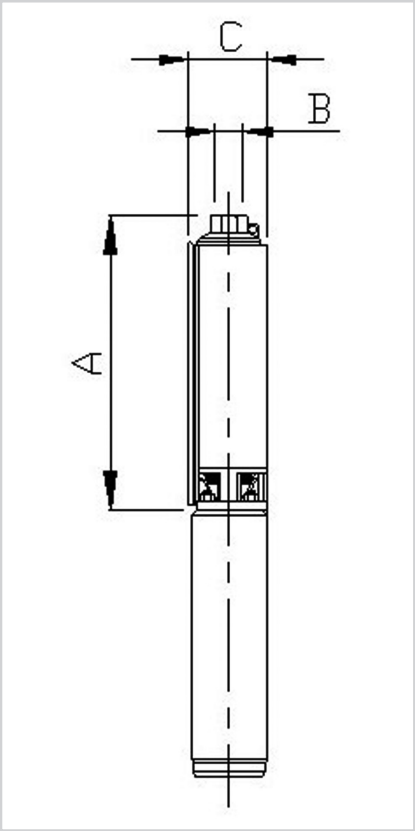

Articolo *Art.*	B	C	Pompa *Pump*	Pompa elettrica *Electric pump*	
			A	Lunghezza *Length*	Lunghezza *Length*
	DNM (G)	(mm)	(mm)	(mm) 230V	(mm) 400V
DPST1007	1-1/4”	98	271	618	618
DPST1010	1-1/4”	98	324	691	671
DPST1014	1-1/4”	98	394	791	761
DPST1020	1-1/4”	98	499	926	896
DPST1028	1-1/4”	98	680	1147	847
DPST1807	1-1/4”	98	301	668	648
DPST1809	1-1/4”	98	344	741	711
DPST1814	1-1/4”	98	452	879	849
DPST1818	1-1/4”	98	538	1005	965
DPST1827	1-1/4”	98	767	1304	1304
DPST1835	1-1/4”	98	934	-	1531
DPST1848	1-1/4”	98	1253	-	1940
DPST3510	2”	98	483	910	880
DPST3514	2”	98	607	1074	1034
DPST3520	2”	98	831	1368	1368
DPST3527	2”	98	1048	-	1645
DPST3536	2”	98	1318	-	2005
DPST4008	2”	98	418	885	845
DPST4013	2”	98	573	1110	1110
DPST4017	2”	98	697	-	1294
DPST4023	2”	98	921	-	1608
DPST4032	2”	98	1238	-	2025
DPST5514	2”	98	901	1438	1438
DPST5518	2”	98	1147	-	1744
DPST5524	2”	98	1449	-	2136
DPST5532	2”	98	1866	-	2653
DPST8008	2”	98	676	1213	1213
DPST8011	2”	98	880	-	1477
DPST8015	2”	98	1149	-	1836
DPST8020	2”	98	1489	-	2276

ELETTROPOMPE CENTRIFUGHE PER PISCINA

CENTRIFUGAL SWIMMING POOL PUMPS

SERIE / *SERIES* **IS**



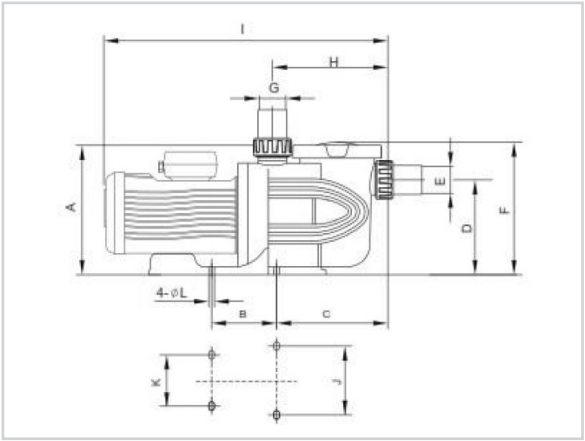

GENERALITÀ
Elettropompe autoadescanti centrifughe per piscina. All'interno si trova il cestino pre-filtro in polipropilene facilmente estraibile e con un'ampia superficie di filtraggio. Attacchi Gas 2".

Materiali
- Corpo pompa. Monoblocco, polipropilene al 30% di fibra di vetro
- Giranti: Noryl® al 30% di fibra di vetro
- Tenuta meccanica: ceramica grafite
- Albero motore: AISI 420

Motore
- Motore chiuso autoventilato
- Grado di protezione IP55
- Isolamento classe F
- Alimentazione monofase 230V-50Hz con condensatore inserito in quadro, 380V-50Hz protettore termico incorporato

Limiti di impiego: Temperatura liquido pompato fino a 40°C

FEATURES
Self primig centrifugal pumps for swimming pool,Suitable for swimming pools,filtering plants.The polypropylene pre filter housed inside has a wide filtering surface and it's easy changeable gas connection 2".

Materials
- *Pump casing. monobloc polypropylene 30% fiberglass*
- *Impellers: Noryl® 30% fiberglass*
- *Mechanical seal. Ceramic graphite*
- *Motor shaft: AISI 420 stainless steel*

Motor
- *Closed self ventilated motor*
- *Protection: IP55*
- *Insulation class F*
- *Single-phase 230V-50Hz whit capacitor inserted into the panel three-phase 380V-50Hz with thermal protector inside*

***Operating conditions*:** *Pumped liquid temperature: 40°C max*

Articolo *Art.*	**Hp**	**Kw**	**Amp. Ass.** *Abs. Amp.*		**Q = Portata** / *Capacity*								
					m³/h	0	6	12	18	24	30	39	48	60
					l/min	0	100	200	300	400	500	650	800	1000
Monofase (1 ph) *Single-phase*			**230V**	**380V**	**Prevalenza manometrica totale in m. C.A.** *Total head in meters w.c.*									
IS50	0.5	0.37	3.1	1.2		11	9.5	7	3.5	-	-	-	-	-
IS75	0.75	0.5	4.2	1.6		14	13	11	6	3	-	-	-	-
IS100	1	0.75	5.3	2.0		15	14	12	7	4	-	-	-	-
IS150	1.5	1.1	7.2	3.0		17	16	14	10	6	2	-	-	-
IS200	2	1.5	9.4	3.7		18	17	15	12	9	6	-	-	-
IS300	3	2.2	13.0	4.8		20	19	18	17	14	11	4	-	-
IS400HQ	4	3	-	6.4		20	19.5	19	18.5	17.5	16.5	13	11	6

Articolo *Art.*	**Dimensioni mm** / *Dimensions mm*											
	A	**B**	**C**	**D**	**E**	**F**	**G**	**H**	**I**	**J**	**K**	**L**
IS50	266	134	229	195	1-1/2"	273	1-1/2"	238	595	190	154	11.5
IS75	266	134	229	195	1-1/2"	273	1-1/2"	238	595	190	154	11.5
IS100	266	134	229	195	1-1/2"	273	1-1/2"	238	605	190	154	11.5
IS150	266	134	229	195	1-1/2"	273	1-1/2"	238	605	190	154	11.5
IS200	266	134	229	195	1-1/2"	273	1-1/2"	238	605	190	154	11.5
IS300	266	134	229	195	1-1/2"	273	1-1/2"	298	640	190	154	11.5
IS400HQ	358	267	348	232	1-1/2"	358	1-1/2"	379	708	168	166	11.5

FORNIBILI ANCHE TRIFASI. IN CASO DI ORDINE AGGIUNGERE UNA "T" DOPO IL CODICE.
ON REQUEST CAN BE SUPPLIED THREE-PHASE PUMP. PLEASE ADD "T" AFTER.

ELETTROPOMPE 12-24V

PUMPS 12-24V



GENERALITÀ
Elettropompe sommerse utilizzate nel settore per svuotamento sentine.
Corpo polipropilene, albero acciaio inox AISI 416, Classe d'isolamento F, IP68.

FEATURES
Submersible electric pumps suitable in nautical field to empty bilges. Pump body polypropylene, shaft is made of Stainless steel AISI 416, insulation class F, IP68.

Articolo *Art.*	**Voltaggio** *Voltage*	**Potenza Watt** *Watt Power*	**Ampere**	**Rpm**	**Bocche** *Pipers*	**Portata max (l/min)** *Max delivery (l/min)*	**Prevalenza max (m)** *Max head (m)*
DYMAXI12	12	100	6.0	4200	1" G	75	4
DYMAXI24	24	100	3.5	4200	1" G	75	4



Elettropompe autoadescanti tipo JET in ghisa, indicate per liquidi come acqua dolce, gasolio, fino ad una temperatura massima di 50°C. Corpo pompa e supporto motore in ghisa, albero in acciaio inox AISI 420, girante in Noryl. Si raccomanda l'istallazione di una valvola di non ritorno in aspirazione.

Cast iron self-priming pumps type JET, suitable for sweet water and diesel oil up to max 50°C temperature. Pump body and bracket are cast iron, shaft is made of stainless steel AISI 420, impeller snade of Noryl. It is important to install a non-return valve on the inlet side.

Articolo *Art.*	**Voltaggio** *Voltage*	**Potenza** *Power*		**Amp. Max (A)** *Amp. Max (A)*	**Portata max (l/min)** *Max delivery (l/min)*	**Prevalenza max (m)** *Max head (m)*
		Hp	**Kw**			
JET12	12	0.80	0.58	42	40	25
JET24	24	0.80	0.58	28	40	35



GENERALITÀ
Elettropompe autoadescanti ad anello liquido, con girante a geometria stellare, dotata di doppio senso di rotazione di serie, con motore ad alta efficienza calcolato per funzionare in servizio continuo. la particolare geometria idraulica permette alla pompa di funzionare anche in presenza di bolle d'aria nel liquido in aspirazione.

FEATURES
Self-priming liquid ring pump, with star geometry impeller, equipped with a double direction of rotation as standard, with a high efficiency motor calculated to operate in continuous service. The particular hydraulic geometry allows the pump to work even in the presence of air bubbles in the suction liquid.

Articolo *Art.*	**Voltaggio** *Voltage*	**Potenza Watt** *Watt Power*	**Ampere**	**Bocche** *Pipers*	**Litri / Ora** *Liters / Hours*	**H Max** *H max*	**Rpm**
DMM20.12	12	300	25	20	2300	-2...+5	2980
DMM20.24	24	300	13	20	2300	-2...+5	2980

QUADRI ELETTRICI DI COMANDO

CONTROL PANEL

SERIE / *SERIES* **DMA**



GENERALITÀ
Quadro elettromeccanico di comando e protezione per elettropompe sommergibili monofasi con potenze comprese tra 1-2 Hp.

Caratteristiche tecniche
- Cassa in materiale termoplastico
- Ingresso rete 1ph-50/60 Hz 230 Volt +/- 10%
- Ingresso per interruttore a galleggiante
- Interruttore generale luminoso 0-1
- Protezione termica ripristinabile esternamente
- Grado di protezione IP 50

FEATURES
Electro-mechanical control panel for single-phase submersible pumps with power ranging from 1 to 2 HP.

General characteristics
- *Thermoplastic box*
- *Single-phase feeding 50/60Hz 230V +/- 10%*
- *Input for float switch*
- *Main light switch 0-1*
- *Thermal protection with external reset*
- *IP 50 protection*

Articolo *Art.*	**Potenza** *Power*		**Protezione termica** *Thermal protection*	**Dimensioni** *Dimensions*
	Kw	**Hp**		
DMA10	0.75	1	8 A	160x150x85
DMA15	1.1	1.5	10 A	160x150x85
DMA20	1.5	2	16 A	160x150x85

SERBATOIO AUTOCLAVE A MEMBRANA

AUTOCLAVE MEMBRANE TANK

TK24



GENERALITÀ
- Serbatoio sferico a membrana
- Capacità 24 litri
- Omologato CE
- Pressione di esercizio 8 BAR

FEATURES
- *24 liter membrane spherical tank*
- *CE approved*
- *Operating pressure 8 BAR*

BARRE TERMORESTRINGENTI

BAR HEATSHRINCABLE



GENERALITÀ
Guaina termorestringente a medio spessore di parete adatta per una varietà di applicazioni elettriche a bassa tensione e per applicazioni meccaniche, dove sono importanti peso leggero e buona flessibilità.

FEATURES
Sheat heatshrincable medium wall thickness suitable for a variety of applications, low voltage electrical and mechanical applications, are important where light weight and good flexibility.

Caratteristiche tecniche
- Sigilla e protegge giunzioni di cavi e terminazioni
- Elevata resistenza all'urto e all'abrasione
- Rivestimento interno con adesivo termoplastico opzionale per una completa protezione ambientale
- Temperatura di servizio continuo da -55° a +110°C
- Temperatura di restringimento: 120°C
- Rapporto di restringimento 3:1
- Non autoestinguente
- Approvato dalla normativa RoHS
- Colore: Nero
- Confezioni: Barre da 1,00 m

General characteristics
- *Seals and protects cable joints and terminations*
- *High impact resistance and abrasion*
- *Optional thermoplastic adhesive liner for complete environmental protection*
- *Continuous Operating Temperature: -55°C to +110°C*
- *Temperature of constriction: 120°C*
- *Ratio constriction 3:1*
- *Do not self-extinguishing*
- *Approved by RoHS*
- *Colour: Black*
- *Packs: Bars of 1.00 m*

Articolo *Art.*	**Ø Interno prima del restringimento mm** *Inside diameter before the constriction mm*	**Ø Interno max dopo il restringimento mm** *Inside diameter max after the constriction mm*	**Spessore parete dopo il restringimento** *Panel thickness after constriction*
TTR.12	12	3	1.6
TTR.19	19	6	2.2
TTR.30	30	8	2.2

NASTRO AUTOAGGLOMERANTE

SELF BONDING TAPE



GENERALITÀ
Nastro autoagglomerante a base di gomma per l'isolamento elettrico e la protezione termica.

FEATURES
Rubber-based self bonding tape for electrical insulation and thermal protection.

Articolo *Art.*	**Larghezza (mm)** *Width*	**Lunghezza (mt)** *Length*	**Spessore (mm)** *Tickness*
NAG 01	19	9	0.75

Proprietà / *Property*	**Unità di misura** *Units*	**Valore** *Value*	**Norma** *Standard*
Resistenza a frazione / *Tensile strength*	N/10 mm	14	ASTM D 412
Allungamento a rottura / *Elongation at break*	%	1000	ASTM D 412
Resistività di volume / *Volume resistivity*	Ω* cm	10^{14}	ASTM D 257
Rigidità dielettrica / *Dieletric strength*	kv/mm	≥ 40	ASTM D 149
Costante dielettrica / *Dieletric constant*	-	2.8	ASTM D 257
Fattore di perdita / *Loss factor*	-	≤ 0.0008	ASTM D 257
Temperatura di esercizio / *Continuos temperature range*	°C	-50 ÷ +90	-
Colore / *Colour*	**Nero /** *Black*	-	-

OLIO DIELETTRICO PER ELETTROPOMPE

DIELECTRIC OIL FOR PUMPS



Articolo *Art.*	**Litri** *Liters*
ODL.5 *	5
TAN.5	**Tanica vuota /** *Empty tank*

*** Tanica esclusa /** *Tank not included*

Il prodotto non è classificato come pericoloso per l'ambiente secondo i criteri fissati dalle UE.

CONDIZIONI DI STOCCAGGIO
- Temperatura ambiente 50°C
- Proprietà fisiche e chimiche: liquido limpido (ASTM D4176/1)
- Densità a 15°C: 850 kg/m³ (ASTM D1298)
- Punto / intervallo di ebollizione: >200°C a 10 mmhg (ASTM D1160)
- Viscosità a 40°C: 14,7 mm²/s (ASTM D445)
- Punto di scorrimento: -7°C (ASTM D97)
- Punto di infiammabilità: 200°C (ASTM D92)
- Temperatura di autoaccensione: >300°C (DIN 51794)

It is not identify as ADR product in order to the European treaty regarding dangerous goods.

DESCRIPTION
- *Room temperature 50°C*
- *Physique and chemical characteristics: limpid liquid (ASTM D 4176/1)*
- *Density at 15°C: 850 kg/m³ (ASTM D1298)*
- *Boiling point: >200°C A10 mmHg (ASTM D1160)*
- *Viscosity at 40°C: 14,7 mm²/s (ASTM D445)*
- *Pour point: -7°C (ASTM D97)*
- *Flash point: >200°C (ASTM D92)*
- *Ignition temperature: >300°C (DIN 51794)*

RACCORDI IN OTTONE

BRASS CONNECTOR

RCL



Raccordo in ottone
lunghezza 82 mm
filettature 1"Mx1"Fx1"Fx1/4"Mx1/4"F

Brass connector
82 mm long
threading 1"Mx1"Fx1"Fx1/4"Mx1/4"F

RCM/F



Raccordo in ottone
lunghezza 72 mm
filettature 1"Mx1"F

Brass connector
72 mm long
threading 1"Mx1"F

REGOLATORI DI LIVELLO

LEVEL REGULATORS



Per riempimento collegare nero + blu
Per svuotamento collegare nero + marrone

To fill connect black + blue
To empty connect black + brown

* Modello standard per svuotamento.
Su richiesta è possibile fornire il modello per riempimento.

Standard emptying model.
The filling model is available on request.

La qualità dei componenti impiegati, ed i rigorosi controlli, fanno del sensore elettromeccanico di livello un apparecchio di alta affidabilità e massima economia per applicazioni di impianti civili, industriali (pozzi, cisterne, fosse biologiche, fognature, impianti di depurazione) ed in tutti quei casi ove occorra il controllo del livello di liquidi non aggressivi.

CARATTERISTICHE TECNICHE
- Temperatura di funzionamento: 80°C max
- Temperatura di immagazzinamento: -20°C ÷ +80°C
- Grado di protezione: IP68
- Portata contatt: EN-61058
- Carico resistivo Amp.: 10
- Carico induttivo Amp.: 4
- Vita elettrica (operazioni minime): nr 50.000
- Servizio / Pesante
- Tensione massima applicabile: 250V a.c.
- Dimensioni: mm. 91x128x42
- Classe di funzionament: II

The quality of used components, and strict controls, make of the level regulator a highly reliable and economic equipment, for applications in civil and industrial plants (wells, tanks, cesspool, sewages) and in all that cases where it is necessary to control the level of non-aggressive liquids.

GENERAL CHARACTERISTICS
- *Temperature of functioning: 80°C max*
- *Temperature of storage: -20°C ÷ +80°C*
- *Protection: IP68*
- *Contact rating: EN-61058*
- *Resistive charged Amp.: 10*
- *Inductive charged Amp.: 4*
- *Electrical life (minimum operations): nr 50.000*
- *Service / Heavy*
- *Applicable max voltage: 250V a.c.*
- *Dimensions: mm. 91x128x42*
- *Functioning class: II*

Cavo in PVC / *PVC cable*

Articolo *Art.*	**Lunghezza cavo mt** *Cable length in m*
GLL.401	1
GLL.403	3
GLL.405	5
GLL.410	10

Cavo in neoprene / *Neoprene cable*

Articolo *Art.*	**Lunghezza cavo mt** *Cable length in m*		
GLL.500 *	**+ cavo terra**	0.5	**senza contrappeso** / *without contrapped*
GLL.501		1	
GLL.503		3	
GLL.505		5	
GLL.510		10	
GLL.520		20	

REGOLATORI DI LIVELLO PER ALIMENTI

LEVEL REGULATORS IN DRINKING AND FOOD STUFFS



Modello standard per svuotamento.
Su richiesta è possibile fornire il modello per riempimento.
Standard emptying model.
The filling model is available on request.

Per riempimento collegare nero + blu
Per svuotamento collegare nero + marrone
To fill connect black + blue
To empty connect black + brown

È un interruttore a galleggiante che permette la sua applicazione in acque potabili e derrate **alimentari** grazie ad un guscio esterno in polipropilene, ad una sfera non trattata e ad un cavo AD8 alimentare certificato sanitario ACS.

It is a float switch. Its application in drinking water and foodstuffs thanks to a polypropylene outer shell, a not treated sphere and a cable AD8 health certificate ACS.

CARATTERISTICHE TECNICHE / *GENERAL CHARACTERISTICS*
- Temperatura di funzionamento / *Temperature of functioning*: 80°C max
- Temperatura di immagazzinamento / *Temperature of storage*: -20°C ÷ +80°C
- Grado di protezione / *Protection*: IP68
- Portata contatti / *Contact rating*: EN-61058
- Carico resistivo Amp. / *Resistive charged Amp.*: 10
- Carico induttivo Amp. / *Inductive charged Amp.*: 8
- Vita elettrica (operazioni minime) / *Electrical life (minimum operations)*: nr 10.000
- Servizio / *Service* - Leggero / *Light*
- Tensione massima applicabile / *Applicable max voltage*: 250V a.c.
- Dimensioni / *Dimensions*: mm. 91x128x42
- Materiale corpo galleggiante / *Floating switch shell material*: Polipropilene Atox
- Classe di funzionamento / *Functioning class*: II

Cavo standard AD83G1 colore blu / *Standard cable AD83G1 colour bleu*

Articolo *Art.*	**Lunghezza cavo mt.** *Cable length in m*
GLL.605	5

REGOLATORI DI LIVELLO PER FOGNE

LEVEL REGULATORS FOR SEWER WATER



Modello standard per svuotamento.
Su richiesta è possibile fornire il modello per riempimento.
Standard emptying model.
The filling model is available on request.

Per riempimento collegare nero + blu
Per svuotamento collegare nero + marrone
To fill connect black + blue
To empty connect black + brown

Cavo in PVC / *PVC cable*

Articolo *Art.*	**Lunghezza cavo mt.** *Cable length in m*
GLL.702	2
GLL.705	5
GLL.710	10

CARATTERISTICHE TECNICHE
Regolatore di livello sommerso (brevettato). Stagno fino a 100 mt. di profondità, insensibile all'umidità ed alla condensa. Costruito con contatti elettrici di nuova concezione costituiti da: commutatore 10 A 250 V a contatti autopulenti ad ogni manovra ed elevata distanza di apertura.

Impiego
Controllo del livello di acque industriali particolarmente turbolente con residui di agglomerati in sospensione, o di acque cariche di fogna. Il galleggiante regolatore di livello è costituito da:
- Corpo esterno in Polietilene pressosoffiato in un unico pezzo
- Peso interno per lo spostamento del baricentro verso l'ingresso del cavo e per la determinazione del punto di rotazione
- Commutatore di comando elettrico 10A 250V c.a. a contatti autopulenti con elevata distanza di apertura.

All'interno del regolatore viene effettuata un'iniezione di poliuretano a cellule chiuse e non igroscopiche. Tale iniezione elimina ogni particella d'aria e sigilla il tutto, proteggendo anche il commutatore di comando elettrico.

GENERAL CHARACTERISTICS
Submerged float switch for sewer systems. Water-resistant to 100m depth, insensitive to humidity and condensation, with new concept electric contacts consisting of: change over 10 A 250 V self-cleaning switch, by each operation, with a high distance between contacts.

Use
Regulation of particularly turbulent industrial water containing residues of suspended agglomerates, or of sewer water. The submerged float switch consist of:
- *A single outerpiece in blowmoulded Polyethylene*
- *Internal weight fixing the rotation centre gravity centre closed of the cable connection*
- *Self-cleaning contacts 10A 250V a.c electric control switch with high distance between the contacts.*

The float switch is filled with closed cells non-hygroscopic expanded polyurethane, eliminating all air, sealing the unit and completely surrounding the electric control switch.

REGOLATORI DI LIVELLO SMALL

SMALL LEVEL REGULATORS



Questo regolatore di livello è un interruttore a galleggiante che permette l'automazione di apparecchiature elettriche (normalmente pompe, ma anche elettrovalvole, allarmi, saracinesche motorizzate, ecc...) al raggiungimento di un livello prefissato. La sua caratteristica essenziale è quella di avere un generoso dimensionamento ed una forma priva di asperità, che ne esalta la possibilità di uso in acque di scarico. L'oggetto è realizzato con 2 camere stagne, una a protezione dell'altra, per la massima sicurezza del meccanismo interno.

The level regulator is a float switch that allows electrical equipment to start and stop automatically (usually pumps, but also solenoid valves, alarms, etc.) when a prefixed level has been reached. Its essential feature is to have a manufactured size and a round shape suitable for use in wastewater. Built with two watertight chambers for maximum safety of the internal mechanism.

CARATTERISTICHE TECNICHE / *GENERAL CHARACTERISTICS*
- Caratteristiche elettriche / *Microswitch electrical features*: 10(8)A 250V
- Omologazioni / *Approval*: ENEC / CE - 10(8)A 50V - 10(4)A 250V
- Temperatura di funzionamento / *Temperature of functioning*: 0°C ÷ +50°C
- Temperatura di immagazzinamento / *Temperature of storage*: -20°C ÷ +80°C
- Grado di protezione / *Pollution*: INDEX IP68
- Dimensioni / *Dimensions*: mm. 82x11x48
- Resistenza a pressione / *Max depth level*: 2 bar
- Classe di funzionamento / *Functioning class*: I e II
- Cavo standard / *Standard cable*: H07RN-F 3x1

Articolo *Art.*	**Lunghezza cavo mt.** *Cable length in m*
GLL.300	1 **+ cavo terra senza contrappeso** *without contrapped*

REGOLATORI DI LIVELLO MAC 3

MAC 3 LEVEL REGULATORS



Questo regolatore di livello è un interruttore a galleggiante che permette l'automazione di apparecchiature elettriche (normalmente pompe, ma anche elettrovalvole, allarmi, saracinesche motorizzate ecc.) al raggiungimento di un livello prefissato. La sua caratteristica essenziale è quella di avere un generoso dimensionamento ed una forma priva di asperità, che ne esalta la possibilità di uso in acque di scarico. L'oggetto è realizzato con due camere stagne, una a protezione dell'altra, per la massima sicurezza del meccanismo interno.

The level regulator is a float switch which allows electrical equipment to start and stop automatically (usually pumps, but also electric control valves, alarms, etc.) when a prefixed level has been reached. The most essential characteristic of this product is its high reliability and its shape which has no edges, for which it is particularly suitable for sewage water. Also of great interest is the fact that it is made with a double liquid proof chamber which assures the maximum reliability of the inside mechanism.

CARATTERISTICHE TECNICHE / *GENERAL CHARACTERISTICS*
- Caratteristiche elettriche / *Microswitch electrical features*: 20(8)A 250V - 16(4)A 250V
- Omologazioni / *Approval certificates - External marking*: ENEC/CE - 10(8)A 250V - 10(4)A 250V
- Temperatura di funzionamento / *Operating temperature*: 0° ÷ +50°C
- Temperatura di immagazzinamento / *Storage temperature*: -20°C ÷ +80°C
- Grado di protezione / *Pollution index*: IP68
- Dimensioni / *Dimensions*: mm. 106x154x54
- Resistenza a pressione / *Max. depth level*: 1 BAR
- Classe di funzionamento / *Function class*: I e II
- Cavo standard / *Cable standard*: H07RN-F 3x1

Cavo in neoprene / *Neoprene cable*

Articolo *Art.*	**Lunghezza cavo mt.** *Cable length in m*
GLL.306	3
GLL.307	5
GLL.310	10

REGOLATORI DI LIVELLO MAC 3

MAC 3 LEVEL REGULATORS

AGMA.22



NEW »

PER ACQUE CHIARE
FOR CLEAR WATER

GENERALITÀ
AGMA.22 è un interruttore a galleggiante progettato per il monitoraggio diretto su pompe di drenaggio sommergibili per acque chiare. La sua compattezza e movimento verticale, lo rendono ideale per un controllo di livello in piccoli pozzetti con spazi ristretti, diventando l'unica scelta quando lo spazio è limitato e gli approcci tradizionali non sono efficaci. Il galleggiante si muove nel cilindro in base al livello dell'acqua, attivando il microinterruttore opportunamente sigillato, accendendo e spegnendo così la pompa. Questo sistema offre una regolazione precisa del livello dell'acqua e gestisce il drenaggio in modo efficace. AGMA.22 è idoneo per comandare pompe fino a 2hp A 230Vca, è progettato per l'uso con acqua pulita o bassa concentrazione di solidi.

FEATURES
AGMA.22 is a float switch designed for direct mounting on submersible dewatering pumps for clear water. It's compactness and vertical movement make it ideal for level control in small sumps with limited space, often becoming the only choice when space is limited and traditional approaches are not effective. The AGMA.22's float moves in the cylinder according to the water level, activating the suitably sealed microswitch, thus turning the pump on and off. This system offers precise regulation of the water level and manages drainage efficiently. AGM.22 is suitable for controlling pumps of up to 2HP 230Vac,is designed for use with clean or with low solids.

Caratteristiche tecniche
- Contenitore PP/PC atossico
- Caratteristiche microinterruttore 20(8)A 250V
- Temp di funzionamento 0°÷ +50°C
- Grado di protezine IP68
- Pressione max utilizzo 0.5 bar
- Differenziale di commutazione cm 7-8

General characteristics
- *Housing PP/PC non toxic*
- *Microswitch electrical features 20(8) A 230V*
- *Operating temperature 0°÷ +50°C*
- *Protection grade IP68*
- *Max pressure working 0.5 bar*
- *Switching differential cm 7-8*

NEW »

AGMA
NUOVO MODELLO
NEWMODEL



GENERALITÀ
Il nuovo modello AGMA rispetto al modello precedente, permette di lavorare anche con un angolo +/- 20° rispetto la verticale. È progettato per il montaggio diretto su pompe di drenaggio sommergibili per acque grigie, moderatamente cariche e turbolente. La sua compattezza e movimento verticale, lo rendono ideale per in controllo di livello in piccoli pozzetti con spazi ristretti, diventando spesso l'unica scelta quando lo spazio è limitato e gli approcci tradizionali non sono efficaci. Il galleggiante si muove verticalmente in base al livello dell'acqua, attivando il microinterruttore opportunamente sigillato, accendendo e spegnendo così la pompa. Questa sistema offre una regolazione precisa del livello dell'acqua e gestisce il drenaggio in modo efficiente. AGMA è IP 68, garantendo una protezione efficace contro l'ingresso di acqua e umidità, e gestisce direttamente pompe fino a 2HP 230Vac. È latamente versatile e può essere utilizzato anche in presenza di detriti nell'acqua, con la condizione di effettuare una periodica verifica e pulizia dei meccanismi di galleggiamento.

FEATURES
Compared to the previous model, the new AGMA model can also operate at an angle of +/- 20° from the vertical. It is designed for direct mounting on submersible drainage pumps for gray, moderately loaded, and turbulent water. Its compactness and vertical movement make it ideal for level control in small wells with limited space, often becoming the only choice when space is limited and traditional approaches are ineffective. The float moves vertically based on the water level, activating the appropriately sealed microswitch, thus turning the pump on and off. This system offers precise water level regulation and efficiently manages drainage. AGMA is IP 68, ensuring effective protection against the ingress of water and humidity, and directly manages pumps up to 2HP 230Vac. It is highly versatile and can even be used in the presence of debris in the water, provided that the float mechanisms are periodically checked and cleaned.

Caratteristiche tecniche
- Contenitore PP/ABS atossico
- Caratteristiche microinterruttore 20(8) A 230V
- Temp. di funzionamento 0°÷ +50°C
- Grado di protezione camera micro stagna all'immersione IP68
- Pressione max utilizzo 0.5 bar
- Differenziale min. mm 50
- Differenziale max. mm 150

General characteristics
- *Housing non toxic PP/ABS*
- *Micro switch electrical features 20(8) A 230V*
- *Operating temperature 0°÷ +50°C*
- *Protection grade the microswitch head is of watertight constriction IP68*
- *Maxc pressure working 0.5 bar*
- *Differential min. mm 50*
- *Differential max. mm 150*

ELETTROSONDA PER I REGOLATORI ELETTROMECCANICI DI LIVELLO

ELECTRIC PROBE FOR LEVEL REGULATORS

SONDA



DESCRIZIONE
- Cavo elettrico (1)
- Testa stringicavo (2)
- Corpo stringicavo (3)
- Connettore (4)
- Elettrodo (5)
- Corpo sonda (6)

DESCRIPTION
- *Electrical cable (1)*
- *Cable clamp (2)*
- *Clamping unit (3)*
- *Connector (4)*
- *Electrode (5)*
- *Probe body (6)*

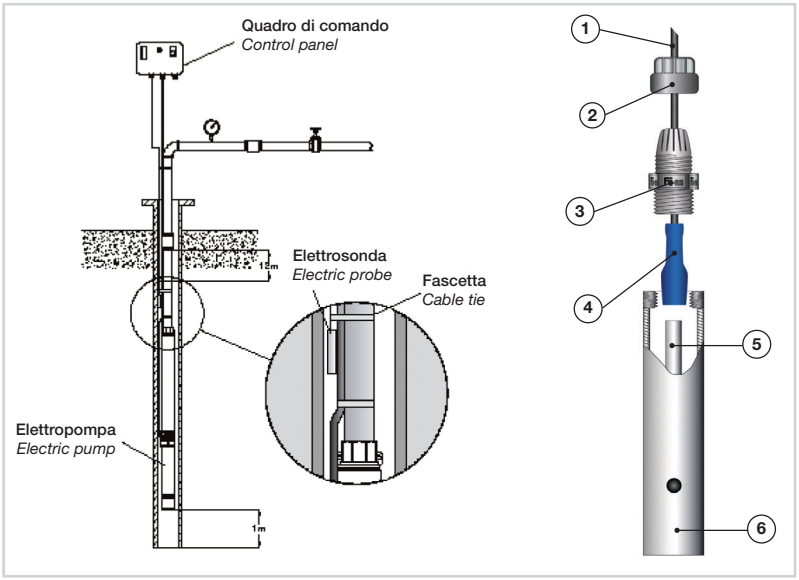

SEGNALATORE DI LIVELLO

LEVEL INDICATOR

SLB.4



Il segnalatore di livello SL4.B è capace di monitorare costantemente quattro livelli di un qualsiasi recipiente. La segnalazione avviene attraverso quattro led, che saranno accessi quando le sondine toccheranno l'acqua e si spegneranno man mano che scende il livello dell'acqua. Il segnale portato in acqua non permette l'elettrolisi dei metalli.
N.B. Questa versione è fornita di un relè che si eccita all'accensione del led del livello minimo (ideale per sostituire il galleggiante nelle cisterne a protezione delle autoclavi, per accendere pompe, etc.)

CARATTERISTICHE TECNICHE
- Alimentazione: 220 V - 50 Hz
- Potenza assorbita: 1,5 VA max
- Contenitore dimensione: 2 moduli / modules
- Contenitore fissaggio: guida DIN / DIN
- Sensibilità: 10K Ohm
- Portata contatti: 10A 250V 50Hz

The SL4.B level indicator constantly monitors four levels in any kind of container. The level is signalled by means of four leds that set ON when the probes touch the water and set OFF progressively as the level water drops. The signal that is carried by water prevents metal electrolysis.
Note: this model is equipped with relay that is excited when the minimum-level led is ON, which is ideal to replace the float inside tanks to protect surge tank (e.g. to switch pumps on, etc.).

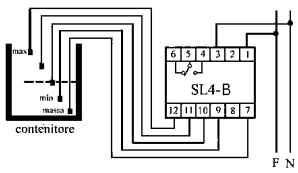

GENERAL CHARACTERISTICS
- *Power: 220 V - 50 Hz*
- *Power input: 1,5 VA max*
- *Container size: 2 moduli / modules*
- *Container support: guida DIN / DIN*
- *Sensitivity: 10K Ohm*
- *Contact rating: 10A 250V 50Hz*

IN ESAURIMENTO
RUNNING OUT

REGOLATORE/INTERRUTTORE ELETTRONICO DI FLUSSO

ELECTRONIC FLOW REGULATOR/SWITCH

BR.2005



Con cavi di collegamento linea e motore e con manometro incorporato.
Interruttore elettronico di flusso finalizzato all'automatizzazione delle operazioni di avvio e di arresto di un'elettropompa di potenza massima pari a 2 HP.
Assolve all'importante funzione di arresto della pompa per marcia a secco.
Sostituisce totalmente il sistema tradizionale composto da pressostato e vaso di espansione.

Caratteristiche tecniche
- Alimentazione: 110-230 Vac ± 10% 50/60 Hz
- Corrente max.: 12A
- Campo pressione di intervento: 1-3.5 bar (regolabile)
- Pressione di intervento pre-impostata: 1.5 bar
- Pressione massima ammissibile: 10 bar
- Connessioni: 1" GAS maschio
- Grado di protezione: IP65

With power and motor connection cables and with incorporated pressure gauge.
Electronic flow switch for automation of the starting and stopping operations of an electric pump with maximum power equal to 2 HP.
Performs the important function of stopping the pump due to dry running.
They completely replace the conventional system composed of pressure switch and expansion chamber.

General characteristics
- *Power supply: 110-230 Vac ± 10% 50/60 Hz*
- *Max. current: 12A*
- *Operating pressure range: 1-3.5 bar (adjustable)*
- *Preset operating pressure: 1.5 bar*
- *Maximum permitted pressure: 10 bar*
- *Connections: 1" male GAS*
- *Degree of protection: IP65*

RESTART



Grazie al sensore interno "RESTART" fornisce un flusso costante all'utilizzo evitando l'andamento altalenante della pressione. Il pressostato interno, tarato alla pressione di 1,5 bar (regolabile), determina la partenza automatica dell'elettropompa mantenendo in pressione l'impianto. "RESTART" rileva inoltre la mancanza d'acqua in aspirazione dell'elletropompa evitando il funzionamento a secco segnalando l'anomalia mediante un led rosso (failure). Grazie alla particolare camera d'aria posta fra corpo idraulico e box scheda, "RESTART" è immune alla formazione di condensa dovuta alla differenza di temperatura fra ambiente e acqua pompata.

Limiti di impiego
- Tensione di alimentazione: 230 V
- Frequenza: 50-60 Hz
- Riarmo automatico: 8 cicli dilazionati + 1 ciclo continuo ogni 24 ore
- Manometro
- Protezione: IP65
- Pressione max di esercizio: 8 bar
- Temperatura max di esercizio: 60°C

"RESTART" maintains a constant flow managing the electrical pump thanks to the inner sensor and starting up adjustable pressure switch. The water movement or the pressure decreasing (down the 1,5 factory adjustable value) starts the motor pump. Thanks to the distance between Hydraulic part and electronic box "RESTART" is immune to the formation of water condensation due to the different temperature between the inner electronic box ambient and fluid.

Operating conditions
- *Input voltage: 230 V*
- *Frequency: 50-60 Hz*
- *Automatic reset: 8 delayed cycles + 1 every 24 hours continuos*
- *Pressure gauge*
- *Insulation: IP65*
- *Maximum working pressure: 8 bar*
- *Maximum working temperature: 60°C*

REGOLATORE/INTERRUTTORE ELETTRONICO DI FLUSSO

ELECTRONIC FLOW REGULATOR/SWITCH

PRES.3



GENERALITÀ
Adatto per il controllo automatico degli impianti di pressurizzazione idrica. Avviamento e spegnimento automatico per elettropompe fino a HP3 con regolazione digitale della pressione di partenza. Il vaso integrato protegge l'impianto contro i colpi d'ariete. Scheda elettronica IP55 protetta contro fuoriuscite di acqua e fenomeni di condensa.

Limiti di impiego
- Tensione di alimentazione: 180-230V 50-60 Hz
- Potenza max: HP3 16A
- Attacchi: 1" maschio
- Protezione: IP55
- Pressione max di esercizio: 10 bar
- Temperatura max di esercizio: 60°C

FEATURES
Suitable for automatic control of water pressurization systems. Automatic start and shut-off for electric pumps up to HP3 with digital adjustment of the starting pressure. The integrated vessel protects the system against water storms. IP55 electronic board protected against water leaks and condensation phenomena.

Operating conditions
- *Supply voltage: 180-230 V 50-60 Hz*
- *Max power: HP3 16 A*
- *Attacks: 1" male*
- *Protection: IP55*
- *Max operating pressure: 10 bar*
- *Max working temperature: 60°C*

PRES.4



GENERALITÀ
Adatto per il controllo automatico degli impianti di pressurizzazione idrica. Avviamento e spegnimento automatico per elettropompe fino a HP3 con regolazione digitale della pressione di partenza. Scheda elettronica IP55 protetta contro fuoriuscite di acqua e fenomeni di condensa.

Limiti di impiego
- Tensione di alimentazione: 180-230V 50-60 Hz
- Potenza max: HP3 16A
- Attacchi: 1" maschio
- Protezione: IP55
- Pressione max di esercizio: 10 bar
- Temperatura max di esercizio: 60°C

FEATURES
Suitable for automatic control of water pressurization systems. Automatic start and shut-off for electric pumps up to HP3 with digital adjustment of the starting pressure. IP55 electronic board protected against water leaks and condensation phenomena.

Operating conditions
- *Supply voltage: 180-230 V 50-60 Hz*
- *Max power: HP3 16 A*
- *Attacks: 1" male*
- *Protection: IP55*
- *Max operating pressure: 10 bar*
- *Max working temperature: 60°C*

PRESSOSTATI PER POMPE

PRESSURE SWITCHES FOR ELECTRIC PUMPS

PSA.E



NEW »

Caratteristiche tecniche
- Tensione di alimentazione: ~1 x 110-230 Vac
- Frequenza: 50-60 Hz
- Massimo assorbimento: 16 A
- Massima potenza della pompa: 2,2 kW (3 HP)
- Precisione di avviamento: 0,5 ÷ 7 bar
- Range d'arresto: 1 ÷ 8 bar
- Differenziale massimo: 7,5 bar
- Differenziale minimo: 0,5 ÷ 1,5 bar
- Taratura da fabbrica (avvio/arresto): 3/4 bar
- Classe di protezione: IP55
- Temperatura massima dell'acqua: 40°C
- Temperatura ambiente massima: 50°C
- Peso netto (senza cavi): 0,4 kg
- Connessione alla rete idrica: G1/4" F / NPT1/4" F

PSA.E è un pressostato elettronico con manometro digitale integrato. Include la lettura di corrente consumata all'istante e può essere montato individualmente o in gruppi di 2 pompe operando in cascata e con sequenza di messa in marcia alternata. Le pressioni sono facilmente regolabili attraverso il pannello di controllo dell'utente. Il cablaggio si fa di modo analogo a quello di un pressostato elettromeccanico tradizionale. Può operare come interruttore di pressione differenziale o di pressione inversa. Questo sistema controlla e gestisce la sovraintensità, il funzionamento a secco ed i cicli rapidi di funzionamento.

PSA.E is an electronic pressure switch with an integral digital pressure gauge. It can be mounted individually or in groups of 2 pumps synchronized in cascade mode with alternated sequence of operation. Cut-in and cut-out pressure implementation can be set easily and accurately through user friendly control plane. Wiring is carried out identically to a conventional electromechanical switch. It can be operate as a differential pressure switch or as an inverdet pressure switch. This patented version controls and manages the overcurrent, the dry running protection of the pump and fast protection.

General characteristics
- *Power supply voltage: ~1 x 110-230 Vac*
- *Frequency: 50-60 Hz*
- *Max current: 16 A*
- *Maximum pump power: 2,2 kW (3 HP)*
- *Starting pressure range (cut-in): 0,5 ÷ 7 bar*
- *Stop pressure range (cut-out): 1 ÷ 8 bar*
- *Maximum differential: 7,5 bar*
- *Minimum differential: 0,5 ÷ 1,5 bar*
- *Factory setting (cut-in/cut-out): 3/4 bar*
- *Protection degree: IP55*
- *Max. water temperature: 40°C*
- *Max. environment temperature: 50°C*
- *net weight (without cables): 0,4 kg*
- *Intet thread: G1/4" F / NPT1/4" F*

PSA.112



Pressostato per acqua monofase 1-5 bar, connessione a 3 vie, prolungato x 1"F x 1"F con anelli metallici rinforzati più manometro incorporato.
Taratura di fabbrica 1,4-2,8 bar 16(10)A-250V IP44.

Single phase pressure switch for water pumps 1-5 bar 3 way connection 1" long male x 1"F x 1"F with steel. Reinforcement rings-pressure gauge setting 1,4-2,8 bar 16(10)A-250V IP44.

Pressostato per autoclave con manometro e raccordo integrati. Pressostati per impiego con acqua in sistemi autoclave. L'interruttore regola automaticamente l'avvio e l'arresto dell'elettropompa secondo i valori di pressione impostati. Semplice e veloce connessione alla pompa ed al vaso di espansione. Manometro integrato. Connessione in plastica che sostituisce il tradizionale raccordo in ottone. Contatti elettrici normalmente chiusi in lega di ottone con riporto Ag-Ni. Terminali con viti M4 e piastrine di pressione 8x8 mm. Connessione idraulica ¼"F in acciaio zincato. Temperatura ambiente max 55°C. Pressacavi antistrappo.

Applicazioni: Pressostati per autoclave.

Pressure switch for water pumps with integrated pressure gauge and fitting.
Pressure switches for use with water in autoclave systems. The switch ensures automatically the starting and stopping of the electric pump according to the set pressure values. Easy and fast connection to the pump and to the pressure tank. Integrated pressure gauge. Robust plastic fitting replacing common brass fitting. Electric contacts: normally closed and made of brass alloy with Ag-Ni surfacing. Terminals with M4 screws and 8x8 mm pressure dice. ¼" F hydraulic connection made of galvanized steel. Max ambient temperature: 55°C. Tear resistant cable clamps.

***Applications*:** *Pressure switches for water pumps.*

PRESSOSTATI PER ELETTROPOMPE MONOFASI

PRESSURE SWITCHES FOR SINGLE-PHASE PUMPS

SERIE / *SERIES* **PSA**





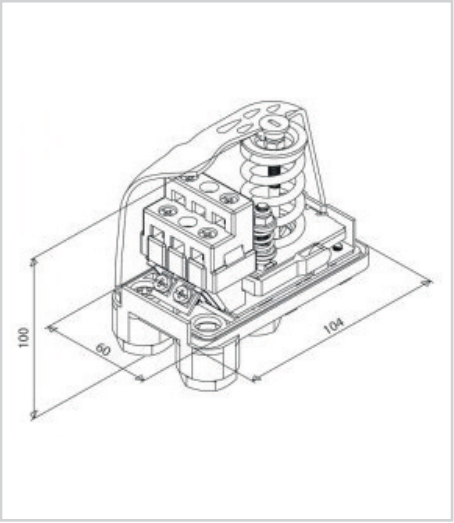

Articolo *Art.*	**Campo di regolazione all'aumentare della pressione** *Range at rising pressure*	**Differenziale** *Differential*		**Taratura di fabbrica** *Factory setting*	**Tensione nom.** *Volatge*
		Min. taratura *At min. setting*	**Max taratura** *At max. setting*		
PSA.104 *	1.5 - 5.5 bar	0.6 bar	2.2 bar	1.8 - 3 bar	250 V
PSA.104S **	1.5 - 5.5 bar	0.6 bar	2.2 bar	1.8 - 3 bar	250 V
PSA.110	3 - 12 bar	1.5 bar	5 bar	5 - bar	250 V

*** Su dado girevole /** *On swivel nut*
**** Con pulsante ON-OFF /** *With button ON-OFF*

PSA.300/301



PSA.302



Interruttori automatici di controllo pressione; tensione di alimentazione monofase 230V.

Automatic switches for control pressure; power supply single-phase 230V.

Articolo *Art.*	**Pressione** *Pressure*
PSA.300 *	1.4 - 3
PSA.301	1 - 4.8
PSA.302	1 - 4.8 **con riarmo /** *with reset*

*** IN ESAURIMENTO**
RUNNING OUT

INVERTER/QUADRO DI COMANDO PER ELETTROPOMPE

INVERTER FOR DIRECT CONTROL OF ELECTRIC PUMPS

INV.1



CARATTERISTICHE TECNICHE
Inverter per comando diretto di elettropompe fino a 1,1 kw completo di uscita ON/OFF, per comando seconda pompa ausiliaria. È dotato di n.2 uscite idrauliche da 1¼" destro e sinistro oltre che un ingresso ½" per l'eventuale connessione di un vaso di espansione. Il software prevede n.8 ripartenze automatiche in caso di intervento contro la marcia a secco più 1 ogni 2 ore.

GENERAL CHARACTERISTICS
Inverter for direct control of electric pumps up to 1,1 kw complete with on/off output, for control second auxiliary pump. It is equipped with n.2 hydraulic outputs 1" 1/4 left and right as well as an input 1/2' for the possible connection of an expansion vessel. The software provides n.8 automatic restarts in case of intervention against dry running plus 1 every 2 hours.

QUADRO DI COMANDO PER ELETTROPOMPE

CONTROL PANEL FOR ELECTRIC PUMPS

SERIE / *SERIES* **QUADRO**

QD.116



CARATTERISTICHE TECNICHE
Quadro elettrico monofase o trifase per drenaggio/autoclave/controllo sommersa. Protezione motori con amperometro regolabile 1/16 A.

GENERAL CHARACTERISTICS
Single-phase or three-phase electric panel for drain/autoclave/submerged control. Motor protection with adjustable ammeter 1/16 A.

PRESSOSTATI PER COMPRESSORI

PRESSURE SWITCHES FOR COMPRESSORS





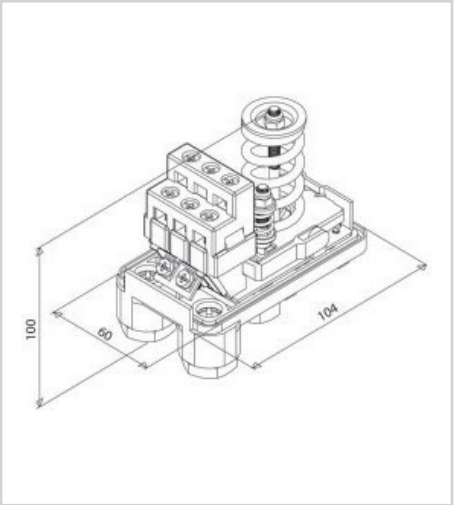

Articolo *Art.*	**Campo di regolazione all'aumentare della pressione** *Range at rising pressure*	**Differenziale** *Differential*		**Taratura di fabbrica** *Factory setting*	**Tensione nom.** *Volatge*
		Min. taratura *At min. setting*	**Max taratura** *At max. setting*		
PSA.106 *	3 - 12 bar 4 **vie /** ways	1.5 bar	5 bar	6 - 8 bar	250 V
PSA.107	3 - 12 bar 1 **via /** way	1.5 bar	5 bar	6 - 8 bar	500 V
PSA.108	3 - 12 bar 4 **vie /** ways	1.5 bar	5 bar	6 - 8 bar	500 V

*** Con raccordo girevole /** *With swivel junction*

PSA.105



PSA.202



PSA.202/D - 203



Articolo *Art.*	**Ampere max.** *Max Ampere*	**Bar**	**Tensione max.** *Max Voltage*
PSA.105	20	12 1 **via /** way	500
PSA.202	20	12 4 **vie /** ways	250
PSA.202/D	20	12 4 **vie /** ways	250
PSA.203	20	12 4 **vie /** ways	500

Con valvola di scarico e pulsante di arresto / *With exhaust valve and stop button*

ACCESSORI PER COMPRESSORI

ACCESSORIES FOR COMPRESSORS

MO.22



Manometro a secco cassa ABS
Ø 50 mm 12 bar 1/4”

Dry pressure gauge, ABS casing,
Ø 50 mm, 12 bar, 1/4”

MO.23



Manometro per riduttori di pressione 12 bar
1/4” M Ø 50 mm

Pressure gauge 12 bar
1/4” M Ø 50 mm

RP.24



Riduttore di pressione micro 1/4 M
con attacco rapido universale

Mini regular with gauge 1/4 M
with quick universal coupling

RP.25



Riduttore di pressione con filtro 3/8 M
+ 2 attacchi rapidi universali

Filter regulator with gauge 3/8 M
+ 2 quick universal couplings

NON TROVI IL RICAMBIO NECESSARIO?

DON'T YOU FIND THE NECESSARY SPARE PART?



INVIA UNA FOTO

PLEASE SEND A PICTURE

mail
magazzino@dellerba.com

whatsapp
338-4297465

spedisci il campione a / *send the sample to*
Dell'Erba srl
via L. Galvani, 10 - 41015 Nonantola (MO)

indicare i dati / *please indicate detail*

www.dellerba.com

DELL'ERBA Srl
RICAMBI MOTORI ELETTRICI

MOTORI ASINCRONI
ASYNCRONOUS ELECTRIC MOTORS

PULEGGE
PULLEYS

MOTORI AUTOFRENANTI
SELF BRAKING MOTORS

Tutte le caratteristiche tecniche riportate in questo catalogo sono state fornite dalle case costruttrici e sono suscettibili di variazioni senza alcun preavviso.

All the technical specifications shown in the catalogue have been provided by the manufacturers and are subject to change without notice.

MOTORI ELETTRICI ASINCRONI MONOFASE

ASYNCHRONOUS SINGLE-PHASE ELECTRIC MOTORS



MADE IN ITALY

Costruzione chiusa con ventilazione esterna - protezione IP 54 - norme UNEL - IEC - 250V-50Hz.
Esecuzione di serie B3 (con piedini).
Disponibili anche in esecuzione B5 (con flangia) da precisare al momento dell'ordine.

Enclosed construction with external ventilation - insulation standard IP 54 - UNEL - IEC standards - 250V-50Hz.
Standard B3 model (with feet).
B5 model also available (with flange) to be requested when ordering.

Dimensioni alberi / *Dimensions shaft*

MEC	63	100 - 112	132	25	20	6
Ø	11	28	38	28	22	8

2 POLI - 2.800 giri / *2 POLES - 2.800 Rpm*

Articolo B3 *Art.*	**Articolo B5** *Art.*	**Potenza hp** *Power hp*	**Kw** *Kw*
M63A2	**M63A2 B5**	0.25	0.187
M63B2	**M63B2 B5**	0.40	0.29
M71A2	**M71A2 B5**	0.5	0.37
M71B2	**M71B2 B5**	0.75	0.56
M80A2	**M80A2 B5**	1	0.75
M80B2	**M80B2 B5**	1.5	1.1
M80C2	**M80C2 B5**	2	1.5
M90S2	**M90S2 B5**	2	1.5
M90L2	**M90L2 B5**	2.5	1.87
M90LM2	**M90LM2 B5**	3	2.2

4 POLI - 1.400 giri / *4 POLES - 1.400 Rpm*

Articolo B3 *Art.*	**Articolo B5** *Art.*	**Potenza hp** *Power hp*	**Kw** *Kw*
M63A4	**M63A4 B5**	0.25	0.187
M71A4	**M71A4 B5**	0.33	0.247
M71B4	**M71B4 B5**	0.5	0.37
M80A4	**M80A4 B5**	0.75	0.56
M80B4	**M80B4 B5**	1	0.75
M90S4	**M90S4 B5**	1.5	1.1
M90L4	**M90L4 B5**	2	1.5
M90LM4	**M90LM4 B5**	2.5	1.87
M100A4	**M100A4 B5**	3	2.2

PER COMPRESSORI / *FOR COMPRESSORS*

2 POLI - 2.800 giri / A FORTE COPPIA DI SPUNTO
2 POLES - 2.800 Rpm / WITH STRONG STATIC TORQUE

Articolo *Art.*	**Potenza hp** *Power hp*	**Kw** *Kw*
M80A2CO	1.5	1.1
M80B2CO	2	1.5
M90L2CO	2.5	1.87

6 POLI - 900 giri / *6 POLES - 900 Rpm*

Articolo B3 *Art.*	**Articolo B5** *Art.*	**Potenza hp** *Power hp*	**Kw** *Kw*
M80A6	**M80A6 B5**	0.5	0.37
M80B6	**M80B6 B5**	0.75	0.56
M90S6	**M90S6 B5**	1	0.75
M90L6	**M90L6 B5**	1.5	1.1

FLANGE PER MOTORI MONOFASE

FLANGES FOR SINGLE-PHASE MOTORS



FLANGE B5
B5 FLANGES

Articolo *Art.*	**Serie MEC** *MEC Series*
F.63	63
F.71	71
F.80	80
F.90	90
F.100	100

FLANGE B5R (ridotto)
B5R FLANGES (reduced)

Articolo *Art.*	**Serie MEC** *MEC Series*
F.71R	71
F.80R	80
F.90R	90
F.100R	100

FLANGE B14
B14 FLANGES

Articolo *Art.*	**Serie MEC** *MEC Series*
F.63.14	63
F.71.14	71
F.80.14	80
F.90.14	90
F.100.14	100

MOTORI ELETTRICI ASINCRONI PER BETONIERE

MOTOR FOR CONCRETE MIXERS



MADE IN ITALY

Costruzione chiusa con ventilazione esterna - protezione IP54 - Norme UNEL - IEC - 250V - 50Hz.
Esecuzione di serie B3 (con piedini).
Interruttore bipolare luminoso - Cavo mt 1,5 + spina Schuko
Puleggia 60 mm a 2 gole

Enclosed construction with external ventilation - insulation standard IP54 - UNEL IEC standards - 250V - 50Hz standard B3 model (with feet).
Light bipolar switch - Cable mt 1,5 + plug Schuko
Pulley 60 mm with 2 grooves

4 POLI / *4 POLES*

Articolo *Art.*	**Potenza hp** *Power hp*	**Kw** *Kw*
BM80B4	1	0.75
BM90S4	1.5	1.1
BM90L4	2	1.5

MOTORI ELETTRICI ASINCRONI MONOFASE

SINGLE-PHASE ASYNCHRONOUS ELECTRIC MOTORS



Costruzione chiusa con ventilazione esterna - protezione IP 55 - norme UNEL - IEC.
Esecuzione di serie B3 (con piedini).
Disponibili anche in esecuzione B5 (con flangia) da precisare al momento dell'ordine.

Enclosed construction with external ventilation - insulation standard IP 55 - UNEL - IEC standards.
Standard B3 model (with feet).
B5 model also available (with flange) to be requested when ordering.

MOTORI DI IMPORTAZIONE / *IMPORT MOTORS*

Dimensioni alberi / *Dimensions shaft*

MEC	63	71	80	90	100 - 112
Ø	11	14	19	24	28

2 POLI - 2.800 giri / *2 POLES - 2.800 Rpm*

Articolo B3 *Art.*	**Articolo B5** *Art.*	**Potenza hp** *Power hp*	**Kw** *Kw*
YY63A2	**YY63A2 B5**	0.25	0.18
YY63B2	**YY63B2 B5**	0.35	0.25
YY71A2	**YY71A2 B5**	0.50	0.37
YY71B2	**YY71B2 B5**	0.75	0.55
YY80A2	**YY80A2 B5**	1.00	0.75
YY80B2	**YY80B2 B5**	1.50	1.10
YY90S2	**YY90S2 B5**	2.00	1.50
YY90L2	**YY90L2 B5**	3.00	2.20

4 POLI - 1.400 giri / *4 POLES - 1.400 Rpm*

Articolo B3 *Art.*	**Articolo B5** *Art.*	**Potenza hp** *Power hp*	**Kw** *Kw*
YY63A4	**YY63A4 B5**	0.15	0.12
YY63B4	**YY63B4 B5**	0.25	0.18
YY71A4	**YY71A4 B5**	0.35	0.25
YY71B4	**YY71B4 B5**	0.50	0.37
YY80A4	**YY80A4 B5**	0.75	0.55
YY80B4	**YY80B4 B5**	1.00	0.75
YY90S4	**YY90S4 B5**	1.50	1.10
YY90L4	**YY90L4 B5**	2.00	1.50

A FORTE COPPIA DI SPUNTO / *WITH STRONG STATIC TORQUE*

2 POLI - 2.800 giri / *2 POLES - 2.800 Rpm*

Articolo B3 *Art.*	**Articolo B5** *Art.*	**Potenza hp** *Power hp*	**Kw** *Kw*
YL71A2	**YL71A2 B5**	0.50	0.37
YL71B2	**YL71B2 B5**	0.75	0.55
YL80A2	**YL80A2 B5**	1.00	0.75
YL80B2	**YL80B2 B5**	1.50	1.10
YL90S2	**YL90S2 B5**	2.00	1.50
YL90L2	**YL90L2 B5**	3.00	2.20
YL100L2	**YL100L2 B5**	4.00	3.00

4 POLI - 1400 giri / *4 POLES - 1.400 Rpm*

Articolo B3 *Art.*	**Articolo B5** *Art.*	**Potenza hp** *Power hp*	**Kw** *Kw*
YL71A4	**YL71A4 B5**	0.35	0.25
YL71B4	**YL71B4 B5**	0.50	0.37
YL80A4	**YL80A4 B5**	0.75	0.55
YL80B4	**YL80B4 B5**	1.00	0.75
YL90S4	**YL90S4 B5**	1.50	1.10
YL90L4	**YL90L4 B5**	2.00	1.50
YL100L14	**YL100L14 B5**	3.00	2.20
YL100L24	**YL100L24 B5**	4.00	3.00

MOTORI ELETTRICI ASINCRONI TRIFASE

THREE-PHASE ASYNCHRONOUS ELECTRIC MOTORS

MOTORI DI IMPORTAZIONE / *IMPORT MOTORS*

Dimensioni alberi / *Dimensions shaft*

MEC	63	71	80	90	100 - 112	132	160	180	200	225	250	280	315	355	355
Ø	11	14	19	24	28	38	42	48	55	2P55/60	2P60/65	2P65/75	2P65/80	2P75/95	2P75/95

2 POLI - 2.800 giri / *2 POLES - 2.800 Rpm*

Articolo B3 *Art.*	**Articolo B5** *Art.*	**Potenza hp** *Power hp*	**Kw** *Kw*
EF63A/2	**EF63A/2 B5**	0.25	0.18
EF63B/2	**EF63B/2 B5**	0.35	0.25
EF/P63C/2	**EF/P63C/2 B5**	0.50	0.37
EF71A/2	**EF71A/2 B5**	0.50	0.37
EF71B/2	**EF71B/2 B5**	0.75	0.55
EF/P71C/2	**EF/P71C/2 B5**	1.00	0.75
EF/P71D/2 *	**EF/P71D/2 B5** *	1.30	0.95
EF80A/2	**EF80A/2 B5**	1.00	0.75
EF80B/2	**EF80B/2 B5**	1.50	1.10
EF/P80C/2	**EF/P80C/2 B5**	2.00	1.50
EF90S/2	**EF90S/2 B5**	2.00	1.50
EF90L/2	**EF90L/2 B5**	3.00	2.20
EF/P90L2/2	**EF/P90L2/2 B5**	4.00	3.00
EF100L/2	**EF100L/2 B5**	4.00	3.00
EF/P100L2/2	**EF/P100L2/2 B5**	5.50	4.00
EF112M/2	**EF112M/2 B5**	5.50	4.00
EF/P112M2/2	**EF/P112M2/2 B5**	7.50	5.50
EF132S1/2	**EF132S1/2 B5**	7.50	5.50
EF132S2/2	**EF132S2/2 B5**	10.00	7.50
EF132M/2	**EF132M/2 B5**	12.50	9.20
EF/P132M2/2	**EF/P132M2/2 B5**	15.00	11.00
EF160M1/2	**EF160M1/2 B5**	15.00	11.00
EF160M2/2	**EF160M2/2 B5**	20.00	15.00
EF160L/2	**EF160L/2 B5**	25.00	18.50
EF180M/2	**EF180M/2 B5**	30.00	22.00
EF200L1/2	**EF200L1/2 B5**	40.00	30.00
EF200L2/2	**EF200L2/2 B5**	50.00	37.00
EF225M/2	**EF225M/2 B5**	60.00	45.00
EF250M/2	**EF250M/2 B5**	75.00	55.00
EF280S/2	**EF280S/2 B5**	100.00	75.00
EF280M/2	**EF280M/2 B5**	120.00	90.00
EF315S/2	**EF315S/2 B5**	150.00	110.00
EF315M/2	**EF315M/2 B5**	180.00	132.00
EF315L1/2	**EF315L1/2 B5**	215.00	160.00
EF315L2/2	**EF315L2/2 B5**	270.00	200.00
EF355M/2	**EF355M/2 B5**	335.00	250.00
EF355L/2	**EF355L/2 B5**	420.00	315.00

4 POLI - 1.400 giri / *4 POLES - 1.400 Rpm*

Articolo B3 *Art.*	**Articolo B5** *Art.*	**Potenza hp** *Power hp*	**Kw** *Kw*
EF63A/4	**EF63A/4 B5**	0.15	0.12
EF63B/4	**EF63B/4 B5**	0.25	0.18
EF/P63C/4	**EF/P63C/4 B5**	0.35	0.25
EF71A/4	**EF71A/4 B5**	0.35	0.25
EF71B/4	**EF71B/4 B5**	0.50	0.37
EF/P71C/4	**EF/P71C/4 B5**	0.75	0.55
EF80A/4	**EF80A/4 B5**	0.75	0.55
EF80B/4	**EF80B/4 B5**	1.00	0.75
EF/P80C/4	**EF/P80C/4 B5**	1.40	1.00
EF90S/4	**EF90S/4 B5**	1.50	1.10
EF90L/4	**EF90L/4 B5**	2.00	1.50
EF/P90L2/4	**EF/P90L2/4 B5**	3.00	2.20
EF100L1/4	**EF100L1/4 B5**	3.00	2.20
EF100L2/4	**EF100L2/4 B5**	4.00	3.00
EF/P100L3/4	**EF/P100L3/4 B5**	5.50	4.00
EF112M/4	**EF112M/4 B5**	5.50	4.00
EF/P112M2/4	**EF/P112M2/4 B5**	7.50	5.50
EF132S/4	**EF132S/4 B5**	7.50	5.50
EF132M/4	**EF132M/4 B5**	10.00	7.50
EF132L/4	**EF132L/4 B5**	12.50	9.20
EF/P132L2/4	**EF/P132L2/4 B5**	15.00	11.00
EF160M/4	**EF160M/4 B5**	15.00	11.00
EF160L/4	**EF160L/4 B5**	20.00	15.00
EF180M/4	**EF180M/4 B5**	25.00	18.50
EF180L/4	**EF180L/4 B5**	30.00	22.00
EF200L/4	**EF200L/4 B5**	40.00	30.00
EF225S/4	**EF225S/4 B5**	50.00	37.00
EF225M/4	**EF225M/4 B5**	60.00	45.00
EF250M/4	**EF250M/4 B5**	75.00	55.00
EF280S/4	**EF280S/4 B5**	100.00	75.00
EF280M/4	**EF280M/4 B5**	120.00	90.00
EF315S/4	**EF315S/4 B5**	150.00	110.00
EF315M/4	**EF315M/4 B5**	180.00	132.00
EF315L1/4	**EF315L1/4 B5**	215.00	160.00
EF315L2/4	**EF315L2/4 B5**	270.00	200.00
EF355M/4	**EF355M/4 B5**	335.00	250.00
EF355L/4	**EF355L/4 B5**	420.00	315.00

*** IN ESAURIMENTO**
RUNNING OUT

MOTORI ELETTRICI ASINCRONI TRIFASE

THREE-PHASE ASYNCHRONOUS ELECTRIC MOTORS

MOTORI DI IMPORTAZIONE / *IMPORT MOTORS*

6 POLI - 900 giri / *6 POLES - 900 Rpm*

Articolo B3 *Art.*	Articolo B5 *Art.*	Potenza hp *Power hp*	Kw *Kw*
EF71A/6	**EF71A/6 B5**	0.25	0.18
EF71B/6	**EF71B/6 B5**	0.35	0.25
EF80A/6	**EF80A/6 B5**	0.50	0.37
EF80B/6	**EF80B/6 B5**	0.75	0.55
EF90S/6	**EF90S/6 B5**	1.00	0.75
EF90L/6	**EF90L/6 B5**	1.50	1.10
EF100L/6	**EF100L/6 B5**	2.00	1.50
EF112M/6	**EF112M/6 B5**	3.00	2.20
EF/P112M6/6	**EF/P112M6/6 B5**	3.50	2.60
EF132S/6	**EF132S/6 B5**	4.00	3.00
EF132M1/6	**EF132M1/6 B5**	5.50	4.00
EF132M2/6	**EF132M2/6 B5**	7.50	5.50
EF160M/6	**EF160M/6 B5**	10.00	7.50
EF160L/6	**EF160L/6 B5**	15.00	11.00
EF180L/6	**EF180L/6 B5**	20.00	15.00
EF200L1/6	**EF200L1/6 B5**	25.00	18.50
EF200L2/6	**EF200L2/6 B5**	30.00	22.00
EF225M/6	**EF225M/6 B5**	40.00	30.00
EF250M/6	**EF250M/6 B5**	50.00	37.00
EF280S/6	**EF280S/6 B5**	60.00	45.00
EF280M/6	**EF280M/6 B5**	75.00	55.00
EF315S/6	**EF315S/6 B5**	100.00	75.00
EF315M/6	**EF315M/6 B5**	120.00	90.00
EF315L1/6	**EF315L1/6 B5**	150.00	110.00
EF315L2/6	**EF315L2/6 B5**	180.00	132.00
EF355M1/6	**EF355M1/6 B5**	215.00	160.00
EF355M2/6	**EF355M2/6 B5**	270.00	200.00
EF355L/6	**EF355L/6 B5**	335.00	250.00

8 POLI - 700 giri / *8 POLES - 700 Rpm*

Articolo B3 *Art.*	Articolo B5 *Art.*	Potenza hp *Power hp*	Kw *Kw*
EF80A/8	**EF80A/8 B5**	0.25	0.18
EF80B/8	**EF80B/8 B5**	0.35	0.25
EF90S/8	**EF90S/8 B5**	0.50	0.37
EF90L/8	**EF90L/8 B5**	0.75	0.55
EF100L1/8	**EF100L1/8 B5**	1.00	0.75
EF100L2/8	**EF100L2/8 B5**	1.50	1.10
EF112M/8	**EF112M/8 B5**	2.00	1.50
EF132S/8	**EF132S/8 B5**	3.00	2.20
EF132M/8	**EF132M/8 B5**	4.00	3.00
EF160M1/8	**EF160M1/8 B5**	5.50	4.00
EF160M2/8	**EF160M2/8 B5**	7.50	5.50
EF160L/8	**EF160L/8 B5**	10.00	7.50
EF180L/8	**EF180L/8 B5**	15.00	11.00
EF200L/8	**EF200L/8 B5**	20.00	15.00
EF225S/8	**EF225S/8 B5**	25.00	18.50
EF225M/8	**EF225M/8 B5**	30.00	22.00
EF250M/8	**EF250M/8 B5**	40.00	30.00
EF280S/8	**EF280S/8 B5**	50.00	37.00
EF280M/8	**EF280M/8 B5**	60.00	45.00
EF315S/8	**EF315S/8 B5**	75.00	55.00
EF315M/8	**EF315M/8 B5**	100.00	75.00
EF315L1/8	**EF315L1/8 B5**	120.00	90.00
EF315L2/8	**EF315L2/8 B5**	150.00	110.00
EF355M1/8	**EF355M1/8 B5**	180.00	132.00
EF355M2/8	**EF355M2/8 B5**	215.00	160.00
EF355L/8	**EF355L/8 B5**	270.00	200.00

FLANGE PER MOTORI TRIFASE

FLANGES FOR THREE-PHASE MOTORS



FLANGE B5 / *B5 FLANGES*

Articolo *Art.*	Serie MEC *MEC Series*
FT.63	63
FT.71	71
FT.80	80
FT.90	90
FT.100	100
FT.112	112
FT.132	132

FLANGE B14 / *B14 FLANGES*

Articolo *Art.*	Serie MEC *MEC Series*
FT.63.14	63
FT.71.14	71
FT.80.14	80
FT.90.14	90
FT.100.14	100
FT.112.14	112
FT.132.14	132

N.B: In fase d'ordine specificare se la flangia deve essere montata su motore potenziato o normale
N.B: When ordering, specify whether the flange has to be fitted to enhanced or standard motor

MOTORI ELETTRICI ASINCRONI TRIFASE DOPPIA POLARITÀ

THREE PHASE ASYNCHRONOUS DOUBLE POLARITY ELECTRIC MOTORS



Motori doppia velocità, coppia costante, unico avvolgimento Dahalander.
Two speed motors, constant torque, single winding Dahalander.

2/4 POLI / *2/4 POLES*

Articolo B3 *Art.*	**Articolo B5** *Art.*	**Potenza hp** *Power hp*	**Kw** *Kw*
DMSD71B4/2	**DMSD71B4/2B5**	0.30	0.45
DMSD80A4/2	**DMSD80A4/2B5**	0.45	0.55
DMSD80B4/2	**DMSD80B4/2B5**	0.55	0.75
DMSD90S4/2	**DMSD90S4/2B5**	0.85	1.10
DMSD90L4/2	**DMSD90L4/2B5**	1.30	1.80
DMSD100LA4/2	**DMSD100LA4/2B5**	2.00	2.40
DMSD100LB4/2	**DMSD100LB4/2B5**	2.40	3.00
DMSD112M4/2	**DMSD112M4/2B5**	3.30	4.00
DMSD132S4/2	**DMSD132S4/2B5**	4.50	5.50
DMSD132M4/2	**DMSD132M4/2B5**	6.50	8.00
DYD160M4/2	**DYD160M4/2B5**	9.00	11.00
DYD160L4/2	**DYD160L4/2B5**	11.50	15.00
DYD180M4/2	**DYD180M4/2B5**	15.00	18.50
DYD180L4/2	**DYD180L4/2B5**	18.50	22.00
DYD200L4/2	**DYD200L4/2B5**	22.00	30.00
DYD225S4/2	**DYD225S4/2B5**	32.00	38.00
DYD225M4/2	**DYD225M4/2B5**	37.00	45.00
DYD250M4/2	**DYD250M4/2B5**	45.00	52.00

4/8 POLI / *4/8 POLES*

Articolo B3 *Art.*	**Articolo B5** *Art.*	**Potenza hp** *Power hp*	**Kw** *Kw*
DMSD71B8/4	**DMSD71B8/4B5**	0.11	0.20
DMSD80B8/4	**DMSD80B8/4B5**	0.20	0.37
DMSD90S8/4	**DMSD90S8/4B5**	0.45	0.75
DMSD90L8/4	**DMSD90L8/4B5**	0.55	1.00
DMSD100LA8/4	**DMSD100LA8/4B5**	0.60	1.25
DMSD100LB8/4	**DMSD100LB8/4B5**	0.85	1.50
DMSD112M8/4	**DMSD112M8/4B5**	1.50	2.40
DMSD132S8/4	**DMSD132S8/4B5**	2.20	3.30
DMSD132M8/4	**DMSD132M8/4B5**	3.00	4.50
DYD160M8/4	**DYD160M8/4B5**	4.80	7.50
DYD160L8/4	**DYD160L8/4B5**	6.60	10.30
DYD180M8/4	**DYD180M8/4B5**	7.50	11.80
DYD180L8/4	**DYD180L8/4B5**	9.20	15.00
DYD200L8/4	**DYD200L8/4B5**	15.00	22.00
DYD225S8/4	**DYD225S8/4B5**	19.00	29.00
DYD225M8/4	**DYD225M8/4B5**	22.00	34.00
DYD250M8/4	**DYD250M8/4B5**	27.40	40.00
DYD280S8/4	**DYD280S8/4B5**	32.00	48.00

MOTORI TRIFASI AUTOFRENANTI C.A.

THREE-PHASE SELF-BRAKING MOTORS AC



Freno corrente alternata, leva di sblocco manuale.
Carcassa in alluminio con piedi smontabili e riposizionabili. Alimentazione freno separata.
Brake in DC, manual unlock, aluminium frame, removable and relocatable feet, separate brake power supply.

2 POLI / *2 POLES*

Articolo B3 *Art.*	**Articolo B5** *Art.*	**Potenza hp** *Power hp*	**Kw** *Kw*
DMSEJ71A2AC	**DMSEJ71A2ACB5**	0.37	0.5
DMSEJ71B2AC	**DMSEJ71B2ACB5**	0.55	0.75
DMSEJ80B2AC	**DMSEJ80B2ACB5**	1.1	1,5
DMSEJ90S2AC	**DMSEJ90S2ACB5**	1.5	2
DMSEJ90L2AC	**DMSEJ90L2ACB5**	2.2	3
DMSEJ100L2AC	**DMSEJ100L2ACB5**	3	4
DMSEJ112M2AC	**DMSEJ112M2ACB5**	4	5.5

6 POLI / *6 POLES*

Articolo B3 *Art.*	**Articolo B5** *Art.*	**Potenza hp** *Power hp*	**Kw** *Kw*
DMSEJ71B6AC	**DMSEJ71B6ACB5**	0.25	0.33
DMSEJ80B6AC	**DMSEJ80B6ACB5**	0.55	0.75
DMSEJ90S6AC	**DMSEJ90S6ACB5**	0.75	1
DMSEJ90L6AC	**DMSEJ90L6ACB5**	1.1	1.5
DMSEJ100L6AC	**DMSEJ100L6ACB5**	1.5	2
DMSEJ112MA6AC	**DMSEJ112MA6ACB5**	2.2	3

4 POLI / *4 POLES*

Articolo B3 *Art.*	**Articolo B5** *Art.*	**Potenza hp** *Power hp*	**Kw** *Kw*
DMSEJ71A4AC	**DMSEJ71A4ACB5**	0.25	0.33
DMSEJ71B4AC	**DMSEJ71B4ACB5**	0.37	0.5
DMSEJ71C4AC *	**DMSEJ71C4ACB5** *	0.55	0.75
DMSEJ80A4AC	**DMSEJ80A4ACB5**	0.55	0.75
DMSEJ80B4AC	**DMSEJ80B4ACB5**	0.75	1
DMSEJ80C4AC *	**DMSEJ80C4ACB5** *	1.1	1.5
DMSEJ90S4AC	**DMSEJ90S4ACB5**	1.1	1.5
DMSEJ90L4AC	**DMSEJ90L4ACB5**	1.5	2
DMSEJ90LB4AC *	**DMSEJ90LB4ACB5** *	2.2	3
DMSEJ100LA4AC	**DMSEJ100LA4ACB5**	2.2	3
DMSEJ100LB4AC	**DMSEJ100LB4ACB5**	3	4
DMSEJ112M4AC	**DMSEJ112M4ACB5**	4	5.5
DMSEJ132S4AC	**DMSEJ132S4ACB5**	5.5	7.5
DMSEJ132M4AC	**DMSEJ132M4ACB5**	7.5	10
DMSEJ132L4AC	**DMSEJ132L4ACB5**	9.2	12.5
DMSEJ132LB4AC *	**DMSEJ132LB4ACB5** *	11	15.0

*** Motori potenziati**
Powerful Motor

MOTORI TRIFASI AUTOFRENANTI C.C.

THREE-PHASE SELF-BRAKING MOTORS DC



Freno corrente continua, leva di sblocco manuale. Carcassa in alluminio con piedi smontabili e riposizionabili. Alimentazione freno separata. Dalla grandezza MEC.180 motori in ghisa.
Brake in DC, manual unlock, aluminium frame, removable and relocatable feet, separate brake power supply. From MEC.180 cast iron motors.

2 POLI / *2 POLES*

Articolo B3 *Art.*	Articolo B5 *Art.*	Potenza hp *Power hp*	Kw *Kw*
DMSEJ56B2	DMSEJ56B2B5	0.12	0.18
DMSEJ63A2	DMSEJ63A2B5	0.18	0.25
DMSEJ63B2	DMSEJ63B2B5	0.25	0.33
DMSEJ71A2	DMSEJ71A2B5	0.37	0.5
DMSEJ71B2	DMSEJ71B2B5	0.55	0.75
DMSEJ71C2 *	DMSEJ71C2B5 *	0.75	1
DMSEJ80A2	DMSEJ80A2B5	0.75	1
DMSEJ80B2	DMSEJ80B2B5	1.1	1.5
DMSEJ80C2 *	DMSEJ80C2B5 *	1.5	2
DMSEJ90S2	DMSEJ90S2B5	1.5	2
DMSEJ90L2	DMSEJ90L2B5	2.2	3
DMSEJ90LB2 *	DMSEJ90LB2B5 *	3	4
DMSEJ100L2	DMSEJ100L2B5	3	4
DMSEJ112M2	DMSEJ112M2B5	4	5.5
DMSEJ112MB2 *	DMSEJ112MB2B5 *	5.5	7.5
DMSEJ132SA2	DMSEJ132SA2B5	5.5	7.5
DMSEJ132SB2	DMSEJ132SB2B5	7.5	10
DMSEJ132MA2	DMSEJ132MA2B5	9.2	12.5
DMSEJ132L2 *	DMSEJ132L2B5 *	11	15
DMSEJ160MA2	DMSEJ160MA2B5	11	15
DMSEJ160MB2	DMSEJ160MB2B5	15	20
DMSEJ160L2	DMSEJ160L2B5	18.5	25

*** Motori Potenziati**
Powerful Motor

8 POLI / *8 POLES*

Articolo B3 *Art.*	Articolo B5 *Art.*	Potenza hp *Power hp*	Kw *Kw*
DMSEJ71A8	DMSEJ71A8B5	0.09	0.12
DMSEJ71B8	DMSEJ71B8B5	0.12	0.16
DMSEJ80A8	DMSEJ80A8B5	0.18	0.25
DMSEJ80B8	DMSEJ80B8B5	0.25	0.33
DMSEJ90S8	DMSEJ90S8B5	0.37	0.5
DMSEJ90L8	DMSEJ90L8B5	0.55	0.75
DMSEJ100LA8	DMSEJ100LA8B5	0.75	1
DMSEJ100LB8	DMSEJ100LB8B5	1.1	1.5
DMSEJ112M8	DMSEJ112M8B5	1.5	2
DMSEJ132S8	DMSEJ132S8B5	2.2	3
DMSEJ132M8	DMSEJ132M8B5	3	4
DMSEJ160MA8	DMSEJ160MA8B5	4	5.5
DMSEJ160MB8	DMSEJ160MB8B5	5.5	7.5
DMSEJ160L8	DMSEJ160L8B5	7.5	10

4 POLI / *4 POLES*

Articolo B3 *Art.*	Articolo B5 *Art.*	Potenza hp *Power hp*	Kw *Kw*
DMSEJ56B4	DMSEJ56B4B5	0.09	0.12
DMSEJ63A4	DMSEJ63A4B5	0.12	0.16
DMSEJ63B4	DMSEJ63B4B5	0.18	0.25
DMSEJ63C4 *	DMSEJ63C4B5 *	0.25	0.33
DMSEJ71A4	DMSEJ71A4B5	0.25	0.33
DMSEJ71B4	DMSEJ71B4B5	0.37	0.5
DMSEJ71C4 *	DMSEJ71C4B5 *	0.55	0.75
DMSEJ80A4	DMSEJ80A4B5	0.55	0.75
DMSEJ80B4	DMSEJ80B4B5	0.75	1
DMSEJ80C4 *	DMSEJ80C4B5 *	1.1	1.5
DMSEJ90S4	DMSEJ90S4B5	1.1	1.5
DMSEJ90L4	DMSEJ90L4B5	1.5	2
DMSEJ90LB4 *	DMSEJ90LB4B5 *	2.2	3
DMSEJ100LA4	DMSEJ100LA4B5	2.2	3
DMSEJ100LB4	DMSEJ100LB4B5	3	4
DMSEJ112M4	DMSEJ112M4B5	4	5.5
DMSEJ112MB4 *	DMSEJ112MB4B5 *	5.5	7.5
DMSEJ132S4	DMSEJ132S4B5	5.5	7.5
DMSEJ132M4	DMSEJ132M4B5	7.5	10
DMSEJ132MA4	DMSEJ132MA4B5	9.2	12.5
DMSEJ132MB4 *	DMSEJ132MB4B5 *	11	15
DMSEJ160M4	DMSEJ160M4B5	11	15
DMSEJ160L4	DMSEJ160L4B5	15	20
DYEJ180M4	DYEJ180M4B5	18.5	25
DYEJ180L4	DYEJ180L4B5	22	30
DYEJ200L4	DYEJ200L4B5	22	30
DYEJ225S4	DYEJ225S4B5	37	50
DYEJ225M4	DYEJ225M4B5	45	60

*** Motori Potenziati**
Powerful Motor

6 POLI / *6 POLES*

Articolo B3 *Art.*	Articolo B5 *Art.*	Potenza hp *Power hp*	Kw *Kw*
DMSEJ63A6	DMSEJ63A6B5	0.09	0.12
DMSEJ63B6	DMSEJ63B6B5	0.12	0.16
DMSEJ71A6	DMSEJ71A6B5	0.18	0.25
DMSEJ71B6	DMSEJ71B6B5	0.25	0.33
DMSEJ80A6	DMSEJ80A6B5	0.37	0.5
DMSEJ80B6	DMSEJ80B6B5	0.55	0.75
DMSEJ90S6	DMSEJ90S6B5	0.75	1
DMSEJ90L6	DMSEJ90L6B5	1.1	1.5
DMSEJ100L6	DMSEJ100L6B5	1.5	2
DMSEJ112MA6	DMSEJ112MA6B5	2.2	3
DMSEJ132S6	DMSEJ132S6B5	3	4
DMSEJ132MA6	DMSEJ132MA6B5	4	5.5
DMSEJ132MB6	DMSEJ132MB6B5	5.5	7.5
DMSEJ160M6	DMSEJ160M6B5	7.5	10
DMSEJ160L6	DMSEJ160L6B5	11	15

DIMENSIONI MOTORI AUTOFRENANTI

DIMENSIONS BRAKING MOTORS D.C. BRAKE

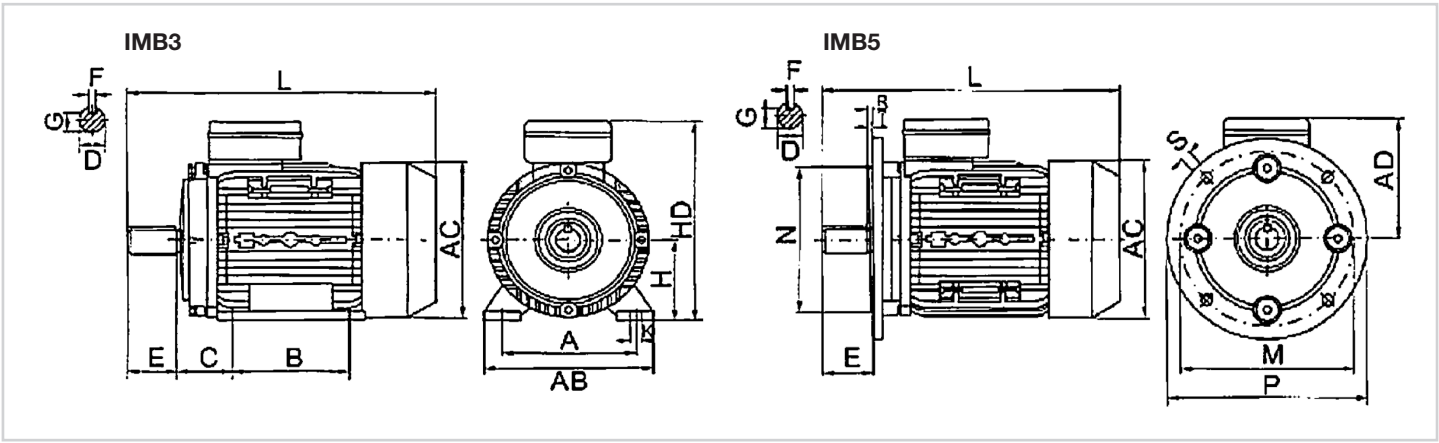

Grandezza *Size*	Dimensioni mm / *Dimensions mm*																				
										IMB5										
	A	B	C	D	E	F	G	H	K	M	N	P	R	S	T	AB	AC	AD	HD	L
56	90	71	36	9	20	3	7.2	56	5.8	98	80	120	0	7	3	110	120	110	155	230
63	100	80	40	11	23	4	8.5	63	7	115	95	140	0	10	3	130	130	115	180	266
71	112	90	45	14	30	5	11	71	7	130	110	160	0	10	3.5	150	145	125	198	308
71C *	112	90	45	14	30	5	11	71	7	130	110	160	0	10	3.5	150	145	125	198	308
80	125	100	50	19	40	6	15.5	80	10	165	130	200	0	12	3.5	168	165	135	221	350
90s	140	100	56	24	50	8	20	90	10	165	130	200	0	12	3.5	185	185	145	237	399
90l	140	125	56	24	50	8	20	90	10	165	130	200	0	12	3.5	185	185	145	237	399
90LB *	140	125	56	24	50	8	20	90	10	165	130	200	0	12	3.5	185	185	145	237	425
100L	160	140	63	28	60	8	24	100	12	215	180	250	0	15	4	206	215	170	257	462
112M	190	140	70	25	60	8	24	112	12	215	180	250	0	15	4	245	240	180	286	501
112MB *	190	140	70	25	60	8	24	112	12	215	180	250	0	15	4	245	240	180	286	501
132S	216	140	89	38	80	10	33	132	12	265	230	300	0	15	4	280	275	195	325	561
132M	216	178	89	38	80	10	33	132	12	265	230	300	0	15	4	280	275	195	325	599
132MB *	216	178	89	38	80	10	33	132	12	265	230	300	0	15	4	280	275	195	325	599
160M	254	210	108	43	110	12	37	160	15	300	250	350	0	15	5	320	330	255	420	742
160L	254	254	108	42	110	12	37	160	15	300	250	350	0	15	5	320	330	255	420	742
180M	279	241	121	48	110	14	42.5	180	15	300	250	350	0	19	5	355	380	280	455	820
180L	279	279	121	48	110	14	42.5	180	15	300	250	350	0	19	5	355	380	280	455	820
200L	318	305	133	55	110	16	49	200	18.5	350	300	400	-	19	5	395	397	310	510	915
225S	356	286	149	60	140	18	53	225	18.5	400	350	450	-	19	5	435	446	335	560	945
225M	356	311	149	60	140	18	53	225	18.5	400	350	450	-	19	5	435	446	335	560	970

*** Motori potenziati**
Powerful Motor

DIMENSIONI MOTORI ELETTRICI ASINCRONI FORMA B3 CON PIEDINI SERIE MEC

DIMENSIONS ASYNCHRONOUS ELECTRIC MOTORS FORM B3 WITH FEET SERIES MEC

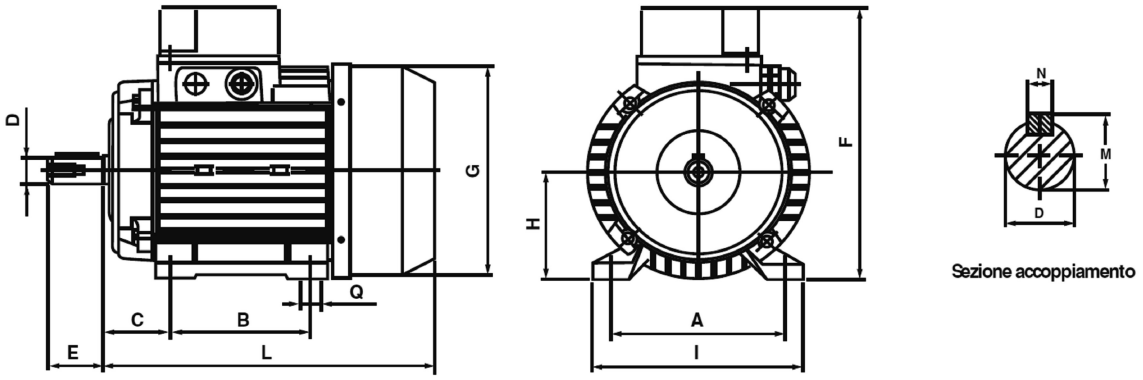

Sezione accoppiamento

Grandezza MEC *MEC size*	Poli	Dimensioni mm / *Dimensions mm*													Peso Kg *Weight Kg*
		A	B	C	D	E	F*	G*	H	I*	L*	M	N	Q	
63	2…8	100	80	40	11	23	160	124	63	121	183	12.5	4	7	5.5
71	2…8	112	90	45	14	30	179	141	71	136	214	16	5	7	6.9
80	2…8	125	100	50	19	40	205	160	80	152	240	21.5	6	9	10.5
90S	2…8	140	100	56	24	50	220	176	90	170	252	27	8	9	13
90L	2…8	140	125	56	24	50	220	176	90	170	277	27	8	9	16
100	2…8	160	140	63	28	60	241	193	100	192	309	31	8	11	24
112	2…8	190	140	70	28	60	264	220	112	220	326	31	8	11	32
132S	2…8	216	140	89	38	80	312	260	132	260	380	41.5	10	11	45
132M	2…8	216	178	89	38	80	312	260	132	260	418	41.5	10	11	59
160M	2…8	254	210	108	42	110	415	330	160	320	505	45	12	15	120
160L	2…8	254	254	108	42	110	415	330	160	320	550	45	12	15	145
180M	2…8	279	241	121	48	110	455	370	180	355	590	51.5	14	15	165
180L	2…8	279	279	121	48	110	455	370	180	355	630	51.5	14	15	182
200L	2…8	318	305	133	55	110	505	410	200	395	660	59	16	19	245
225S	2	356	286	149	55	110	560	460	225	440	675	59	16	19	258
225S	4…8	356	286	149	60	140	560	460	225	440	680	64	18	19	258
225M	2	356	311	149	55	110	560	460	225	440	705	59	16	19	280
225M	4…8	356	311	149	60	140	560	460	225	440	705	64	18	19	290
250M	2	406	349	168	60	140	615	495	250	490	770	64	18	24	365
250M	4…8	406	349	168	65	140	615	495	250	490	770	69	18	24	388
280S	2	457	368	190	65	140	680	560	280	545	850	69	18	24	495
280S	4…8	457	368	190	75	140	680	560	280	545	850	79.5	20	24	510
280M	2	457	419	190	65	140	680	560	280	545	890	69	18	24	565
280M	4…8	457	419	190	75	140	680	560	280	545	890	79.5	20	24	606
315S	2	508	406	216	65	140	850	640	315	635	1045	69	18	28	890
315S	4…8	508	406	216	80	170	850	640	315	635	1045	85	22	28	910
315M/L	2	508	457	216	65	140	850	640	315	635	1155	69	18	28	1110
315M/L	4…8	508	508	216	80	170	850	640	315	635	1155	85	22	28	1128
355M/L	2	610	560	254	75	140	850	720	355	730	1360	79.5	20	28	2300
355M/L	4…8	610	630	254	100	210	850	720	355	730	1360	106	28	28	2250

I dati riportati nelle colonne contrassegnate da (*) non sono da considerarsi impegnativi.
The data shown in the column marked with (*) are not to be considered binding.

DIMENSIONI MOTORI ELETTRICI ASINCRONI FORME B5 E B14 FLANGIATE SERIE MEC

DIMENSIONS ASYNCHRONOUS ELECTRIC MOTORS FORM B5 AND B14 FLANGED SERIES MEC

Forma / *Form*
B5 - B5R

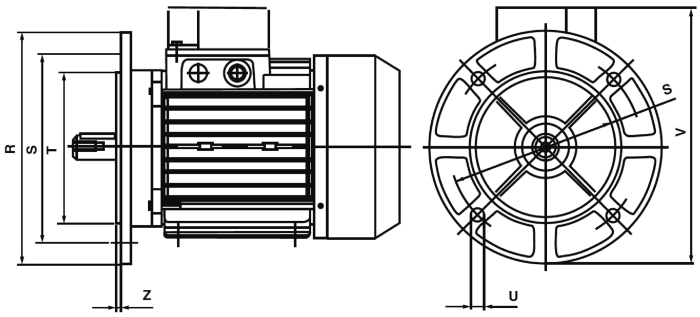

Forma / *Form*
B14

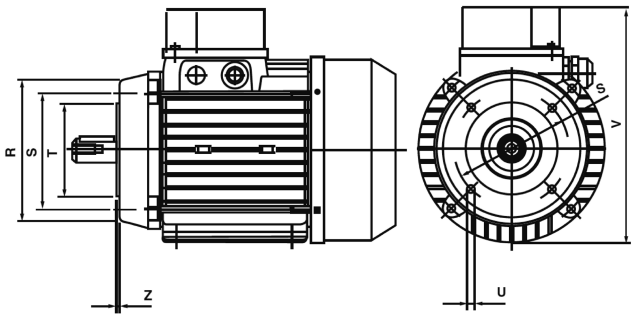

Grandezza MEC *MEC size*	Dimensioni mm / *Dimensions mm*																	
	Flangia B5 / *Flange B5*						Flangia B5 ridotta / *Flange B5 reduced*						Flangia B14 / *Flange B14*					
	R	S	T	U*	V*	Z	R	S	T	U*	V*	Z	R	S	T	U*	V*	Z
63	140	115	95	9	167	3	120	100	80	8.5	159	3	90	75	60	M5	179	2.5
71	160	130	110	9	188	3.5	140	115	95	8.5	178	3.5	105	85	70	M6	178	2.5
80	200	165	130	11.5	225	3.5	160	130	110	11.5	205	3.5	120	100	80	M6	204	3
90S/L	200	165	130	11.5	230	3.5	160	130	110	11.5	218	3.5	140	115	95	M8	219	3
100	250	215	180	14	266	4	200	165	130	14	241	4	160	130	110	M8	240	3.5
112	250	215	180	14	277	4	200	165	130	14	262	4	160	130	110	M8	263	3.5
132S/M	300	265	230	14	330	4	250	215	180	14	311	4	200	165	130	M10	311	3.5
160M/L	350	300	250	19	407	5	-	-	-	-	-	-	-	-	-	-	-	-
180M/L	350	300	250	19	400	5	-	-	-	-	-	-	-	-	-	-	-	-
200L	400	350	300	19	525	5	-	-	-	-	-	-	-	-	-	-	-	-
225S/M	450	400	350	19	565	5	-	-	-	-	-	-	-	-	-	-	-	-
250M	550	500	450	19	-	5	-	-	-	-	-	-	-	-	-	-	-	-
280S/M	550	500	450	19	-	5	-	-	-	-	-	-	-	-	-	-	-	-
315S/M/L	660	600	550	24	-	6	-	-	-	-	-	-	-	-	-	-	-	-
355M/L	800	740	680	24	-	6	-	-	-	-	-	-	-	-	-	-	-	-

I dati riportati nelle colonne contrassegnate da (*) non sono da considerarsi impegnativi.
The data shown in the column marked with (*) are not to be considered binding.

FLANGE B5
B5 FLANGES

Descrizione / *Description*			
MEC	63	B5	Ø 140 mm
MEC	71	B5	Ø 160 mm
MEC	80	B5	Ø 200 mm
MEC	90	B5	Ø 200 mm
MEC	100	B5	Ø 250 mm
MEC	112	B5	Ø 250 mm
MEC	132	B5	Ø 300 mm
MEC	160	B5	Ø 350 mm
MEC	180	B5	Ø 350 mm

FLANGE B5R (ridotto)
B5R FLANGES (reduced)

Descrizione / *Description*			
MEC	63	B14	Ø 90 mm
MEC	71	B14	Ø 105 mm
MEC	80	B14	Ø 120 mm
MEC	90	B14	Ø 140 mm
MEC	100	B14	Ø 160 mm
MEC	112	B14	Ø 160 mm
MEC	132	B14	Ø 200 mm

FLANGE B14
B14 FLANGES

Descrizione / *Description*			
MEC	63	B5R	Ø 120 mm
MEC	71	B5R	Ø 140 mm
MEC	80	B5R	Ø 160 mm
MEC	90	B5R	Ø 160 mm
MEC	100	B5R	Ø 200 mm
MEC	112	B5R	Ø 200 mm
MEC	132	B5R	Ø 250 mm

MOTORI ELETTRICI ASINCRONI MONOFASE E TRIFASE

ASYNCHRONOUS SINGLE-PHASE AND THREE-PHASE ELECTRIC MOTORS



Motori a basso ingombro per seghe circolari.
Motor with low overall dimensions for circular saws.

2 POLI - VERSIONE B3 (con flangia)
2 POLES - VERSION B3 (with flange)

Articolo *Art.*	**Potenza hp** *Power hp*
BIM90L.25	2.50 monofase / *single-phase*
BIM90L.30	3 monofase / *single-phase*
BIT90L.30	3 trifase / *three-phase*

SERIE BIM

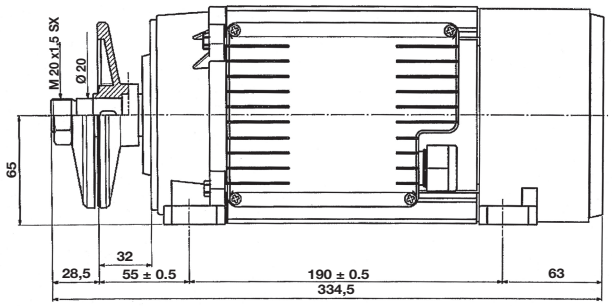

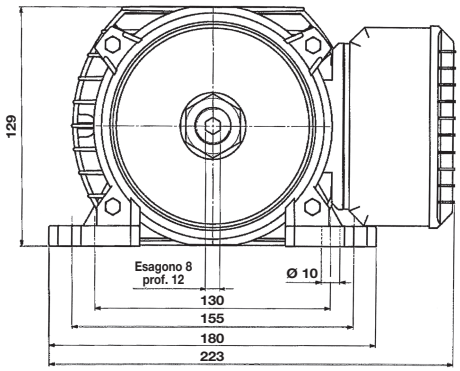

SERIE BIT

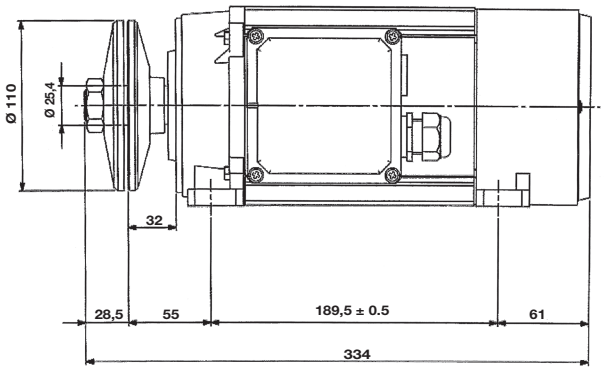

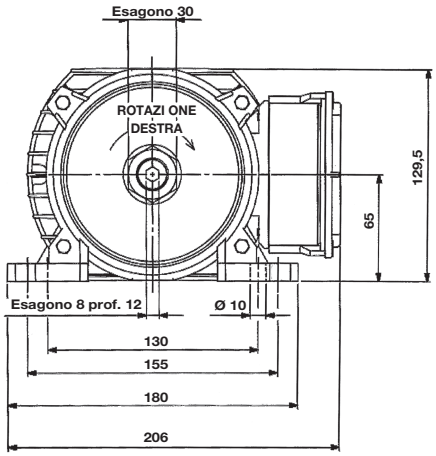

KIT SERVOVENTILATO PER MOTORE MONOFASE CON E SENZA MORSETTIERA - IP40

SERVO-VENTILATED KIT FOR SINGLE-PHASE MOTOR WITH AND WITHOUT TERMINAL BOARD

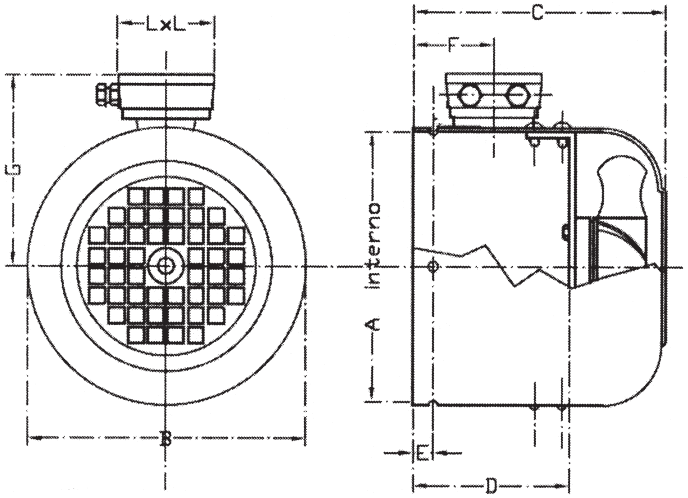

INGOMBRI MONOFASI CON MORSETTIERA IP40 IP55

SINGLE-PHASE MOTOR OVERALL DIMENSIONS WITH TERMINAL BOARD IP40 IP55

Articolo *Art.* **Senza morsettiera** *Without terminal board*	**Articolo** *Art.* **Con morsettiera** *With terminal board*	**MEC**	**A**	**B**	**C**	**D**	**E**	**F**	**G**	**LxL**
CLA.63	**CLB.63**	**63**	121	123	115	58	8	54	99	75
CLA.71	**CLB.71**	**71**	136.5	138.5	130	79	10	66	107	75
CLA.80	**CLB.80**	**80**	154	156	150	93	12	80	114	75
CLA.90	**CLB.90**	**90**	174.5	176.5	155	87	13	74	126	75
CLA.100	**CLB.100**	**100**	192	194	180	101	5	89	135	75
CLA.112	**CLB.112**	**112**	217.5	219.5	200	123	8	111	147	75
CLA.132	**CLB.132**	**132**	256	258	195	123	13	100	166	75

MEC	**Volt**	**Hz**	**Giri/min.** *RPM/min.*	**Potenza watt** *Power watt*	**Ampere** *Amp.*	**Port. aria m^3/h** *Air flow m^3/h*
63	220/240	50/60	2850/3150	22/21	0.14/0.12	165/199
71	220/240	50/60	2850/3150	22/21	0.14/0.12	165/199
80	220/240	50/60	2850/3150	22/31	0.14/0.12	165/199
90	220/240	50/60	2350/2600	39/36	0.28/0.24	306/340
100	220/240	50/60	2350/2600	39/36	0.28/0.24	306/340
112	220/240	50/60	2650/2950	39/36	0.28/0.24	306/340
132	220/240	50/60	2650/2950	39/36	0.28/0.24	306/340

Su richiesta è possibile fornire anche la versione IP55

IP55 version also available on request

KIT SERVOVENTILATO PER MOTORE TRIFASE CON E SENZA MORSETTIERA - IP55

SERVO-VENTILATED KIT FOR THREE-PHASE MOTOR WITH AND WITHOUT TERMINAL BOARD

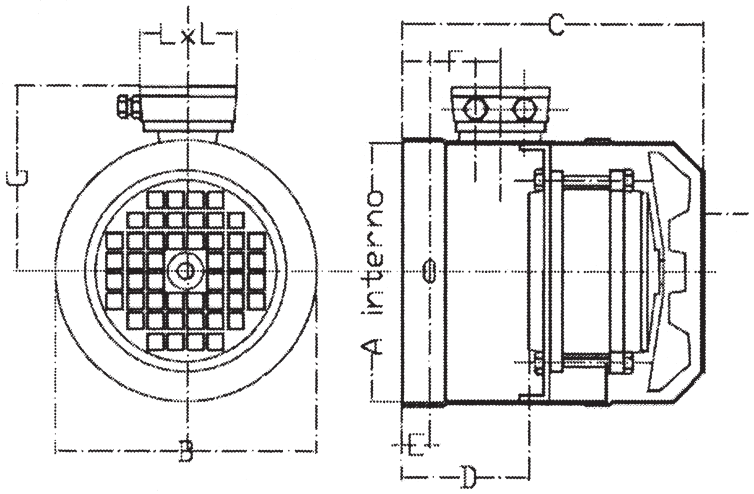

INGOMBRI TRIFASI CON MORSETTIERA

THREE-PHASE MOTOR OVERALL DIMENSIONS WITH TERMINAL BOARD

Articolo *Art.* **Senza morsettiera** *Without terminal board*	**Articolo** *Art.* **Con morsettiera** *With terminal board*	**MEC**	**A**	**B**	**C**	**D**	**E**	**F**	**G**	**LxL**
CLE.63	**CLF.63**	**63**	123	138.5	194	72	10	61	109	75
CLE.71	**CLF.71**	**71**	136.5	138.5	194	72	10	61	109	75
CLE.80	**CLF.80**	**80**	154	156	203	89	10	68	118	75
CLE.90	**CLF.90**	**90**	174.5	176.5	170	88	5	76	128	75
CLE.100	**CLF.100**	**100**	192	194	180	101	5	89	137	75
CLE.112	**CLF.112**	**112**	217.5	219.5	200	120	8	108	150	75
CLE.132	**CLF.132**	**132**	256	258	220	123	8	101	169	75

MEC	**Volt**	**Hz**	**Giri/min.** *RPM/min.*	**Potenza watt** *Power watt*	**Ampere** *Amp.*	**Port. aria m^3/h** *Air flow m^3/h*
63	230/400	50/60	2855/3330	75/50	0.41/0.16	233/233
71	230/400	50/60	2855/3330	75/50	0.41/0.16	233/233
80	230/400	50/60	2855/3330	81/64	0.43/0.17	244/244
90	230/400	50/60	2900/3500	35/30	0.28/0.11	500/630
100	230/400	50/60	2900/3500	35/30	0.28/0.11	500/630
112	230/400	50/60	2900/3500	35/30	0.28/0.11	500/630
132	230/400	50/60	2450/2550	50/60	0.17/0.11	850/920

KIT SERVOVENTILATO PER MOTORE TRIFASE CON MORSETTIERA - IP55

SERVO-VENTILATED KIT FOR THREE-PHASE MOTOR WITH TERMINAL BOARD

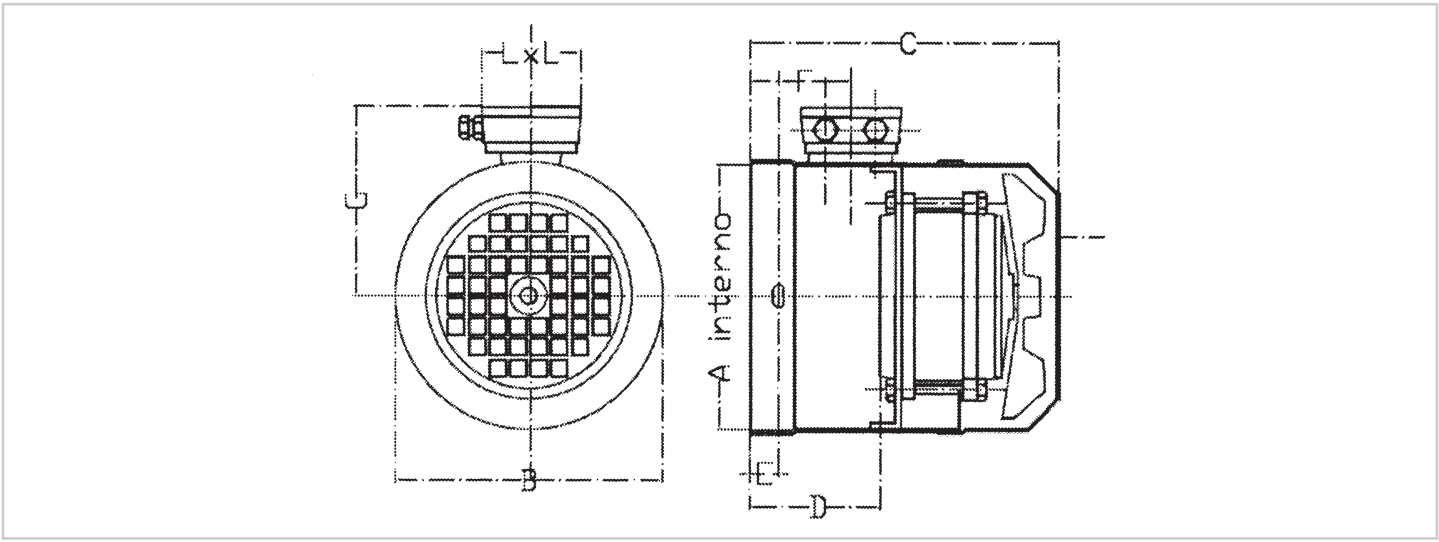

INGOMBRI TRIFASI CON MORSETTIERA

THREE-PHASE MOTOR OVERALL DIMENSIONS WITH TERMINAL BOARD

Articolo *Art.*	MEC	A	B	C	D	E	F	G	LxL
CLI.160	**160**	314	316	255	159	10	129	198	75
CLI.180	**180**	357	359	300	203	30	176	231	95
CLI.200	**200**	392	395	350	225	20	200	249	95
CLI.225	**225**	442	445	390	247	10	237	275	95
CLI.250	**250**	481	484	380	250	35	223	295	95
CLI.280	**280**	534	537	500	292	30	314	321	95
CLI.315	**315**	591	595	520	305	50	327	349	95

MEC	Volt	Hz	Giri/min. *RPM/min.*	Potenza watt *Power watt*	Ampere *Amp.*	Port. aria m^3/h *Air flow m^3/h*
160	230/400	50/60	2850/2500	120/140	0.41/0.25	1750/1850
180	230/400	50/60	2850/2500	120/140	0.41/0.25	1750/1850
200	230/400	50/60	2500/2600	200/300	0.68/0.50	3000/3250
225	230/400	50/60	2500/2600	200/300	0.68/0.50	3000/3250
250	230/400	50/60	2500/2600	200/300	0.68/0.50	3000/3250
280	230/400	50/60	1350/1550	180/240	1.00/0.74	4000/4400
310	230/400	50/60	1350/1500	400/500	1.50/1.00	5600/5600

PULEGGE IN ALLUMINIO PRESSOFUSO

DIE-CAST ALUMINIUM PULLEYS



SEZIONE A / *SECTION A*

FORATE E CON SEDE CHIAVETTA / *PERFORATED AND WITH KEY HOUSING*

PULEGGE 1 GOLA / *1 RACE PULLEYS*

Articolo *Art.*	**N° Gole** *N. Of race*	**Diam. Est.** *Ø Ext*	**Foro** *Hole*
1.63.19	1	63	19
1.68.19	1	68	19
1.73.19	1	73	19
1.78.19	1	78	19
1.88.19	1	88	19
1.98.19	1	98	19
1.118.19	1	118	19
1.128.19	1	128	19
1.63.24	1	63	24
1.68.24	1	68	24
1.73.24	1	73	24
1.78.24	1	78	24
1.88.24	1	88	24
1.98.24	1	98	24
1.118.24	1	118	24
1.128.24	1	128	24
1.138.24	1	138	24
1.148.24	1	148	24
1.158.24	1	158	24

PULEGGE 3 GOLA / *3 RACE PULLEYS*

Articolo *Art.*	**N° Gole** *N. Of race*	**Diam. Est.** *Ø Ext*	**Foro** *Hole*
3.63.24	3	63	24
3.68.24	3	68	24
3.73.24	3	73	24
3.73.28	3	73	28
3.88.28	3	88	28

PULEGGE 2 GOLA / *2 RACE PULLEYS*

Articolo *Art.*	**N° Gole** *N. Of race*	**Diam. Est.** *Ø Ext*	**Foro** *Hole*
2.63.19	2	63	19
2.68.19	2	68	19
2.73.19	2	73	19
2.78.19	2	78	19
2.88.19	2	88	19
2.63.24	2	63	24
2.68.24	2	68	24
2.73.24	2	73	24
2.78.24	2	78	24
2.88.24	2	88	24
2.98.24	2	98	24
2.108.24	2	108	24
2.128.24	2	128	24
2.138.24	2	138	24
2.148.24	2	148	24
2.158.24	2	158	24
2.73.28	2	73	28
2.78.28	2	78	28
2.88.28	2	88	28
2.98.28	2	98	28
2.108.28	2	108	28
2.128.28	2	128	28
2.138.28	2	138	28
2.148.28	2	148	28
2.158.28	2	158	28

CUSCINETTI A SFERA

BALL BEARING



Articolo *Art.*	Dimensioni mm / *Dimensions mm*		
	d	D	A
CU.607.2RS	7	19	6
CU.607.2RSC3	7	19	6
CU.607.2Z	7	19	6
CU.607.2ZC3	7	19	6
CU.609.2RS	9	24	7
CU.609.2RSC3	9	24	7
CU.609.2Z	9	24	7
CU.609.2ZC3	9	24	7
CU.627.2RS	7	22	7
CU.627.2RSC3	7	22	7
CU.627.2Z	7	22	7
CU.627.2ZC3	7	22	7
CU.629.2RS	9	26	8
CU.629.2RSC3	9	26	8
CU.629.2Z	9	26	8
CU.629.2ZC3	9	26	8
CU.6001.2RS	12	28	8
CU.6001.2RSC3	12	28	8
CU.6001.2Z	12	28	8
CU.6001.2ZC3	12	28	8
CU.6003.2RS	17	35	10
CU.6003.2RSC3	17	35	10
CU.6003.2Z	17	35	10
CU.6003.2ZC3	17	35	10
CU.6200.2RS	10	30	9
CU.6200.2RSC3	10	30	9
CU.6200.2Z	10	30	9
CU.6200.2ZC3	10	30	9
CU.6202.2RS	15	35	11
CU.6202.2RSC3	15	35	11
CU.6202.2Z	15	35	11
CU.6202.2ZC3	15	35	11

Articolo *Art.*	Dimensioni mm / *Dimensions mm*		
	d	D	A
CU.608.2RS	8	22	7
CU.608.2RSC3	8	22	7
CU.608.2Z	8	22	7
CU.6082ZC3	8	22	7
CU.626.2RS	6	19	6
CU.626.2RSC3	6	19	6
CU.626.2Z	6	19	6
CU.626.2ZC3	6	19	6
CU.628.2RS	8	24	8
-	-	-	-
CU.628.2Z	8	24	8
-	-	-	-
CU.6000.2RS	10	26	8
CU.6000.2RSC3	10	26	8
CU.6000.2Z	10	26	8
CU.6000.2ZC3	10	26	8
CU.6002.2RS	15	32	9
CU.6002.2RSC3	15	32	9
CU.6002.2Z	15	32	9
CU.6002.2ZC3	15	32	9
CU.6004.2RS	20	42	12
CU.6004.2RSC3	20	42	12
CU.6004.2Z	20	42	12
CU.6004.2ZC3	20	42	12
CU.6201.2RS	12	32	10
CU.6201.2RSC3	12	32	10
CU.6201.2Z	12	32	10
CU.6201.2ZC3	12	32	10
CU.6203.2RS	17	40	12
CU.6203.2RSC3	17	40	12
CU.6203.2Z	17	40	12
CU.6203.2ZC3	17	40	12

CUSCINETTI A SFERA

BALL BEARING

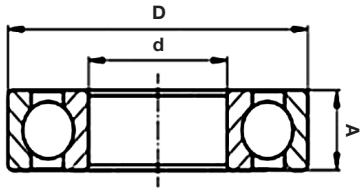

Articolo *Art.*	Dimensioni mm / *Dimensions mm*		
	d	D	A
CU.6204.2RS	20	47	14
CU.6204.2RSC3	20	47	14
CU.6204.2Z	20	47	14
CU.6204.2ZC3	20	47	14
CU.6206.2RS	30	62	16
CU.6206.2RSC3	30	62	16
CU.6206.2Z	30	62	16
CU.6206.2ZC3	30	62	16
CU.6208.2RS	40	80	18
CU.6208.2RSC3	40	80	18
CU.6208.2Z	40	80	18
CU.6208.2ZC3	40	80	18
CU.6210.2RS	50	90	20
CU.6210.2RSC3	50	90	20
CU.6210.2Z	50	90	20
CU.6210.2ZC3	50	90	20
CU.6301.2RS	12	37	12
CU.6301.2RSC3	12	37	12
CU.6301.2Z	12	37	12
CU.6301.2ZC3	12	37	12
CU.6303.2RS	17	47	14
CU.6303.2RSC3	17	47	14
CU.6303.2Z	17	47	14
CU.6303.2ZC3	17	47	14
CU.6305.2RS	25	62	17
CU.6305.2RSC3	25	62	17
CU.6305.2Z	25	62	17
CU.6305.2ZC3	25	62	17
CU.6307.2RS	35	80	21
CU.6307.2RSC3	35	80	21
CU.6307.2Z	35	80	21
CU.6307.2ZC3	35	80	21
CU.6309.2RS	45	100	25
CU.6309.2RSC3	45	100	25
CU.6309.2Z	45	100	25
CU.6309.2ZC3	45	100	25

Articolo *Art.*	Dimensioni mm / *Dimensions mm*		
	d	D	A
CU.6205.2RS	25	52	15
CU.6205.2RSC3	25	52	15
CU.6205.2Z	25	52	15
CU.6205.2ZC3	25	52	15
CU.6207.2RS	35	72	17
CU.6207.2RSC3	35	72	17
CU.6207.2Z	35	72	17
CU.6207.2ZC3	35	72	17
CU.6209.2RS	45	85	19
CU.6209.2RSC3	45	85	19
CU.6209.2Z	45	85	19
CU.6209.2ZC3	45	85	19
-	-	-	-
CU.6300.2RSC3	10	35	11
CU.6300.2Z	10	35	11
CU.6300.2ZC3	10	35	11
CU.6302.2RS	15	42	13
CU.6302.2RSC3	15	42	13
CU.6302.2Z	15	42	13
CU.6302.2ZC3	15	42	13
CU.6304.2RS	20	52	15
CU.6304.2RSC3	20	52	15
CU.6304.2Z	20	52	15
CU.6304.2ZC3	20	52	15
CU.6306.2RS	30	72	19
CU.6306.2RSC3	30	72	19
CU.6306.2Z	30	72	19
CU.6306.2ZC3	30	72	19
CU.6308.2RS	40	90	23
CU.6308.2RSC3	40	90	23
CU.6308.2Z	40	90	23
CU.6308.2ZC3	40	90	23
CU.6310.2RS	50	110	27
CU.6310.2RSC3	50	110	27
CU.6310.2Z	50	110	27
CU.6310.2ZC3	50	110	27

ANELLI ONDULATI

ONDULATED RINGS

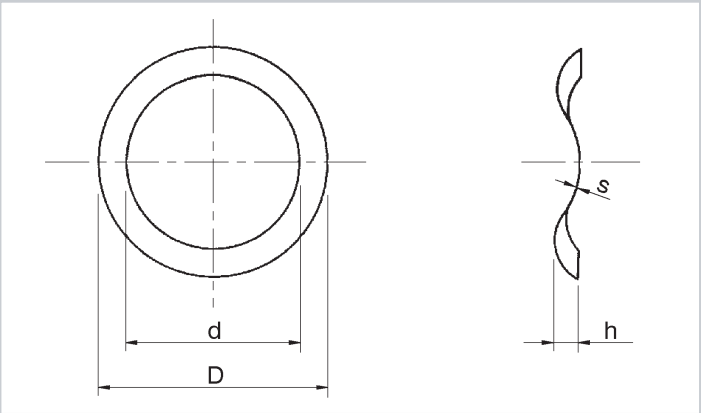

Anelli di compensazione e spinta per cuscinetti.
Compensation and thrust rings for bearings.

Articolo *Art.*	**Ø Esterno cuscinetto** *Ext. Ø bearing*	**D**	**d**	**s**	**h**	**N° delle onde** *no. of waves*
RO.13	13	12	7.2	0.2	1.4	3
RO.16	16	15.8	10.5	0.3	1.5	3
RO.18	18	17	12	0.3	1.5	3
RO.19	19	18.8	11.4	0.3	1.6	3
RO.22	22	21.8	14	0.3	1.6	3
RO.24	24	23.8	17.5	0.3	1.7	3
RO.26	26	25.8	19.3	0.3	1.7	3
RO.28	28	27.8	21	0.3	1.7	3
RO.30	30	29.7	22.5	0.3	1.8	3
RO.32	32	31.7	26.5	0.4	2	3
RO.35	35	34.5	28	0.5	3	3
RO.37	37	36.4	30	0.5	2.5	4
RO.40	40	39.1	33	0.5	3	4
RO.42	42	40	30	0.5	3	4
RO.47	47	46.5	40	0.5	3	4
RO.52	52	51	42	0.5	3.5	5
RO.55	55	54.8	46.9	0.5	3.5	4
RO.62	62	61	51	0.5	4	4
RO.72	72	71	61	0.5	4	4
RO.75	75	74.8	66	0.6	4	4
RO.80	80	79	71	0.6	3.5	6
RO.85	85	84	74	0.6	3.5	6
RO.90	90	89	79	0.6	3.5	6
RO.100	100	99	89	0.6	3.5	6
RO.110	110	109	99	0.7	4.5	7
RO.120	120	119	104	0.8	4	6
RO.130	130	129	110	0.8	4	6
RO.140	140	139	121	0.9	4	6
RO.150	150	149	126	0.9	4	6
RO.160	160	159	137	1	4	6
RO.170	170	169	147	1	4	6

DISGIUNTORI TERMICI UNIPOLARI

THERMIC CIRCUIT BREAKERS SINGLE POLAR



COMPLETI DI CAPPUCCIO
COMPLETE WITH PROTECTION CUP

DESCRIZIONE
- Funzione di protezione termica contro il sovraccarico
- Pulsante di reset a comando manuale
- Tensione 250V
- Rigidità dielettrica 1500VAC
- Grado di protezione IP40 (contatti IP00)
- Temperatura di esercizio -5°+60°C
- Terminali faston 6,3x0,8
- Dimensioni custodia 31,2x35,2x14,6 mm
- Omologazioni UL/CSA/VDE

DESCRIPTION
- *Function of thermic protection against overload*
- *Reset button control manual*
- *Voltage 250V*
- *Dielectric strength 1500VAC*
- *Degree of protection IP40 (IP00 contacts)*
- *Operating Temperature -5°+60°C*
- *Crimp terminals 6,3x0,8*
- *Housing dimensions 31,2x35,2x14,6 mm*
- *Approval UL/CSA/VDE*

Articolo *Art.*	**Disgiuntore termico** *Thermic circuit breakers*
DTU70.3A	3A
DTU70.4A	4A
DTU70.5A	5A
DTU70.6A	6A
DTU70.7A	7A
DTU70.8A	8A
DTU70.9A	9A
DTU70.10A	10A
DTU70.12A	12A
DTU70.15A	15A
DTU70.16A	16A
DTU70.20A	20A

SCALDIGLIE ANTICONDENSA

ANTICONDENSATION SCALDING

NEW »



DESCRIZIONE
Struttura in nastri in tessuto di vetro, in cui è inserita una resistenza multifilare in nickel-cromo, ricoperta da nastro adesivo in polioestere rinforzato con filamenti in fibra di vetro e da un ulteriore calza in fibra di vetro.
Applicazioni: Tipica applicazione su motori elettrici, generatori ed alternatori che operano in ambiente fortemente umido o in presenza di condensa.
Campi applicativi: off-shore, motori situati a bordo nave o in ambienti tropicali.
Tensione: 220 Volt CA
Temperatura d'impiego: Classe F da -55° a +155°C

DESCRIPTION
Structure made of glass fiber ribbons, containing a nickel-chromium multi-stranded resistance, covered with adhesive tapes made of reinforced polyester with glass fiber filaments and an additional glass fiber sleeve.
Applications: *Typical application on electric motors, generators, and alternators operating in highly humid environments or in the presence of condensation. Application fields: offshore, motors located on board ships or in tropical environments.*
Voltage: *220 Volt AC*
Operating temperature: *Class F from -55° to +155°C*

Articolo *Art.*	**Lunghezza mm** *Length mm*	**Potenza W** *W power*	**Taglia motore MEC** *MEC engine size*
SCA.80	203	8	80
SCA.90	305	25	90
SCA.100	432	26	100
SCA.112	686	21	112
SCA.160	686	40	132/160
SCA.200	762	26	180/200
SCA.250	1016	42	225/250
SCA.280A	1067	54	280
SCA.280B	1473	65	280
SCA.315	1702	99	315

TERMOPROTETTORI BIMETALLICI

BIMETAL THERMOPROTECTORS



Normalmente chiuso
Tensione: 250 Vac - 50/60 Hz
N. interventi: 2,5A (10000 cicli) 6,3A (3000 cicli)
Omologazioni: UL/CSA/VDE/BEAB/SEMKO
Usually closed
Voltage: 250 Vac - 50/60 Hz
N. interventions: 2,5A (10000 duties) 6,3A (3000 duties)
Homologations: UL/CSA/VDE/BEAB/SEMKO

Normalmente chiuso
Tensione: 250 Vac - 50/60 Hz
N. interventi: 10A (10000 cicli) 25A (2000 cicli)
Omologazioni: UL/CSA/VDE/BEAB/SEMKO
Usually closed
Voltage: 250 Vac - 50/60 Hz
N. interventions: 10A (10000 duties) 25A (2000 duties)
Homologations: UL/CSA/VDE/BEAB/SEMKO

Articolo *Art.*	Temp. toll ± 6% *Temp toll. ± 6%*	Ampere *Amperes*	Volt
SM.126	100°	2.5÷6.3	250
SM.101	120°	2.5÷6.3	250
SM.106	130°	2.5÷6.3	250
SM.140	140°	2.5÷6.3	250
SM.116	150°	2.5÷6.3	250

Articolo *Art.*	Temp. toll ± 6% *Temp toll. ± 6%*	Ampere *Amperes*	Volt
SM.130	110°	16÷10	250
SM.105	120°	16÷10	250
SM.110	130°	16÷10	250
SM.150	140°	10	250
SM.120	160°	16÷10	250

TERMISTORI PTC

PTC THERMISTORS



TERMISTORI SINGOLI / *SINGLE THERMISTORS*

Articolo *Art.*	Temp. (°C) *Temp (°C)*	Colore cavetti *Colour cables*
PTC130.S	130°	Blu-Blu / *Blue-Blue*
PTC140.S	140°	Bianco-Blu / *White-Blue*
PTC150.S	150°	Nero-Nero / *Black-Black*
PTC160.S	160°	Blu-Rosso / *Blue-Red*

TERMISTORI TRIPLI / *TRIPLE THERMISTORS*

Articolo *Art.*	Temp. (°C) *Temp (°C)*	Colore cavetti *Colour cables*
PTC120.T	120°	Grigio-Giallo-Grigio / *Grey-Yellow-Grey*
PTC130.T	130°	Blu-Giallo-Blu / *Blue-Yellow-Blue*
PTC140.T	140°	Bianco-Giallo-Blu / *White-Yellow-Blue*
PTC150.T	150°	Nero-Giallo-Nero / *Black-Yellow-Black*

Tensione massima: 7,5 VDC
Tensione di isolamento: 2,5 KV
Cappuccio di isolamento: NOMEX - MYLAR 0,3 mm
Cavetti in teflon lunghezza: 520 mm

Max tension: 7,5 VDC
Isolations tension: 2,5 KV
Isolations protection: NOMEX - MYLAR 0,3 mm
Teflon cable: 520 mm

RICAMBI PER ELETTROFRENI

SPARE PARTS FOR ELECTRIC BRAKES

ELETTROMAGNETI VOLT 230/400
230/400V ELECTROMAGNETS



ANCORE
ANCHORS



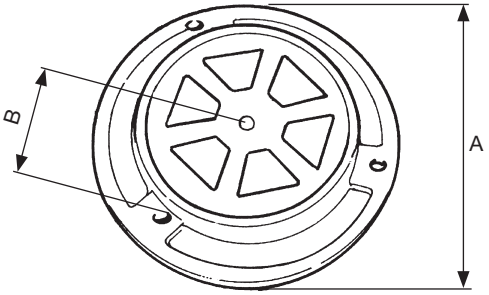

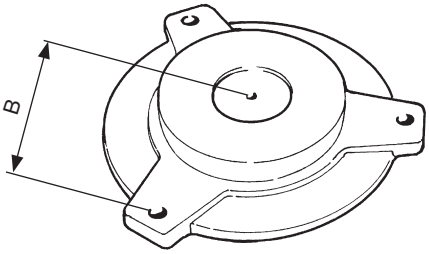

N.B.: Su richiesta è possibile fornire elettromagneti in c.c. precisando la tensione desiderata. Per quotazioni contattare i nostri uffici.
N.B.: On request d.c. magnets can be supplied. Please specify required voltage. For quotations please contact our offices.

Articolo *Art.*	**Tipo magnete** *Magnet type*	**A mm**	**B mm Interasse** *Centre distance*	**N° fori** *No. of holes*
ET.60	MEC56-T60	107	48	3
TMEC.63	MEC63	123	55	3
ET.70	T70	130	58	3
TMEC.71	MEC71	133	60.5	3
ET.80	T80	144	63	3
TMEC.80	MEC80	155	69	3
ET.90	T90	170	73	3
TMEC.90	MEC90	172	77.5	3
ET.100	T100	180	80	3
TMEC.100	MEC100	190	85	3
ET.110	T110	200	85	3
TMEC.112	MEC112	220	100	3
ET.120	T120	230	100	3
ET.140	MEC132-T140	240	105	6
ET.160	MEC160-T160	255	113	6
ET.180	MEC180-T180	335	145	6

Articolo *Art.*	**Tipo magnete** *Magnet type*	**A mm**	**B mm Interasse** *Centre distance*	**N° fori** *No. of holes*
ANT.60	MEC56-T60	48	3	3
AMEC.63	MEC63	55	3	3
ANT.70	T70	58	3	3
AMEC.71	MEC71	60.5	3	3
ANT.80	T80	63	3	3
AMEC.80	MEC80	69	3	3
ANT.90	T90	73	3	3
AMEC.90	MEC90	77.5	3	3
ANT.100	T100	80	3	3
ANT.110	MEC100-T110	85	3	3
ANT.120	MEC112-T120	100	3	3
ANT.140	MEC132-T140	105	6	3
ANT.160	MEC160-T160	113	6	3
ANT.180	MEC180-T180	145	6	6

Per la serie MEC è necessario eseguire un foro centrale per il passaggio dell'albero motore.
For the MEC series, a centre hole will have to be made for the driving shaft.

RICAMBI PER ELETTROFRENI

SPARE PARTS FOR ELECTRIC BRAKES

DISCHI SCANALATI
GROOVED DISKS



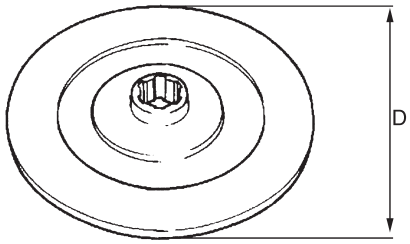

Articolo *Art.*	Tipo magnete *Magnet type*	N° denti *No. of teeth*	D mm
DST.70	MEC63-T70	6	102
DST.80	MEC71-T80	6	110
DST.90	MEC80-T90	6	128
DST.100	MEC90-T100	6	141
DST.110	MEC100-T110	6	152
DST.120	MEC112-T120	6	183
DS8.120	MEC112-T120	8	183
DST.140	MEC132-T140	8	192

DISCHI PER MOZZI
HUB DISKS



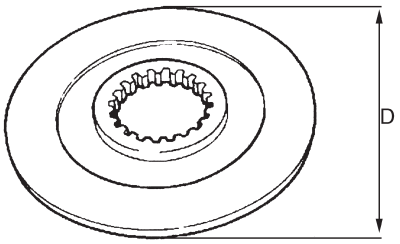

Articolo *Art.*	Tipo magnete *Magnet type*	N° denti *No. of teeth*	D mm
DMT.70	MEC63-T70	34	99
DMT.80	MEC71-T80	34	110
DMT.90	MEC80-T90	34	125
DMT.100	MEC90-T100	20	141
DMT.110	MEC100-T110	20	153
DMT.120	MEC112-T120	20	181
DMT.140	MEC132-T140	20	192
DMT.160	MEC160-T160	23	202
DMT.180	MEC180-T180	28	246

RICAMBI PER ELETTROFRENI

SPARE PARTS FOR ELECTRIC BRAKES

FLANGE
FLANGES



MOZZI
HUBS



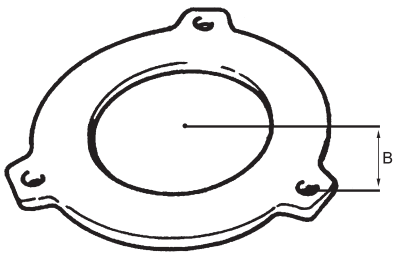

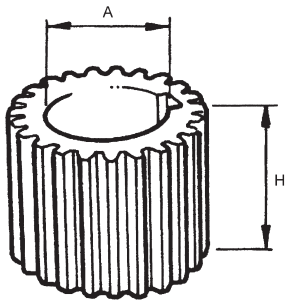

Articolo *Art.*	Tipo magnete *Magnet type*	B interasse mm *Centre distance mm*	N° fori *No. of holes*
FLT.100	T100	80	3
FLT.110	MEC100-T110	85	3
FLT.120	MEC112-T120	100	3
FLT.140	MEC132-T140	105	6
FLT.160	MEC160-T160	113	6
FLT.180	MEC180-T180	145	6

Articolo *Art.*	Tipo magnete *Magnet type*	N° denti *No. of teeth*	A Ø foro mm *A Ø hole mm*	H Altezza mm *H Height mm*
MST.151	T70/80-MEC63/71	34	14	16
MST.152	T90-MEC80	34	18	16
MST.154	T90-MEC80	34	20	20
MST.150 NEW	-	34	20	25
MST.155	-	34	24	20
MST.158	T100/110-MEC90/100	20	24	18
MST.159	T110/120-MEC100/112	20	28	18
MST.161	-	20	28	25
MST.164	T120D/140D-MEC112D/132D	20	28	35
MST.168 NEW	T110/120-MEC100/112	20	34	18
MST.163	-	20	34	30
MST.165	T110D-MEC112D	20	34	35
MST.166	T120D/140D-MEC112D/132D	20	28	40
MST.167	T120D/140D-MEC112D/132D	20	34	40
MST.170	T160D-MEC160D	23	42	40
MST.173	T180D-MEC180D	28	48	52
MST.174	T180T-MEC180T	28	48	80

RICAMBI PER ELETTROFRENI

SPARE PARTS FOR ELECTRIC BRAKES

TIRANTI ESAGONALI
HEXAGONAL TIE RODS



Articolo *Art.*	**Tipo magnete** *Magnet type*	**Ø per lunghezza mm** *Ø x length mm*
TST.200	T70-MEC63	6/8x77
TST.202	T80-MEC71	6/8x80
TST.203	T90-MEC80	8/10x97
TST.210	T100-MEC90	8/10x101
TST.204	T110-MEC100	10x106

TIRANTI
TIE RODS



Articolo *Art.*	**Tipo magnete** *Magnet type*	**Ø per lunghezza mm** *Ø x length mm*
TST.104	T80D-MEC71D	8x95
TST.109	MEC112	10x110
TST.131	MEC112	10x115
TST.112	T110D-MEC100D	10x125
TST.114	T120	12x120
TST.115	T140/160-MEC132/160	12x130
TST.116	T120D	12x140
TST.117	T140D/160D-MEC132D/160D	12x145
TST.118	T160D-MEC160D	12x150
TST.121	T180D-MEC180T	14x195

MOLLE PER TIRANTI
SPRINGS FOR TIE RODS



Articolo *Art.*	**Ø mm**
MLT.08	8
MLT.10	10
MLT.12	12
MLS.12	**12 Sottile** / *Thin*

GRUPPO FRENO A MOLLE IN CORRENTE ALTERNATA 230/400 V

ALTERNATE CURRENT SPRING BRAKE 230/400 V



CARATTERISTICHE
Freno in corrente alternata. Scopo del freno è quello di determinare l'arresto del movimento rotatorio di un albero meccanico.
- Struttura robustissima;
- Semplicità di assemblaggio del gruppo freno;
- Buona dissipazione del calore tramite la struttura ricavata da pressofusione d'alluminio e tramite la ventola del motore elettrico;
- La bobina dell'elettromagnete è completamente cementata con resina epossidica.

Funzionamento:
Il freno è progettato per garantire a riposo e tramite le molle di coppia, la sicurezza intrinseca pari al suo valore di targa espresso in Nm. All'eccitazione dell'elettromagnete l'ancora è attratta verso lo stesso caricando le molle di coppia. Questo permette al disco accoppiato all'albero meccanico tramite un mozzo dentato di girare liberamente.
In mancanza di corrente cessa il campo magnetico e di conseguenza le molle di coppia spingono l'ancora contro il disco, frenando così l'albero meccanico.
La regolazione della coppia frenante si effettua agendo sulle viti di regolazione.

SPECIFICATIONS
Alternate current brake. This brake is designed to stop the rotary movement of a mechanical shaft.
- *Very sturdy structure;*
- *Easy brake unit assembly;*
- *Good heat dissipation through the structure obtained by die-cast aluminium and by means of the electric motor fan;*
- *The electro-magnet coil is completely casehardened with epoxy resin.*

Operating:
The brake is designed to assure, by means of the pressure springs and when no voltage is applied, the intrinsic safety equal than brake label value in Nm.
On exciting the electromagnet the armature plate is pulled towards the electromagnet itself, thus loading the pressure springs and enabling the disk, wich is axially movable on the toothed hub, to turn freely.
When the current fails, the pressure springs drive the armature plate towards the disk, thus braking the motor shaft.
Braking torque adjusting is made acting on the adjusting screws.

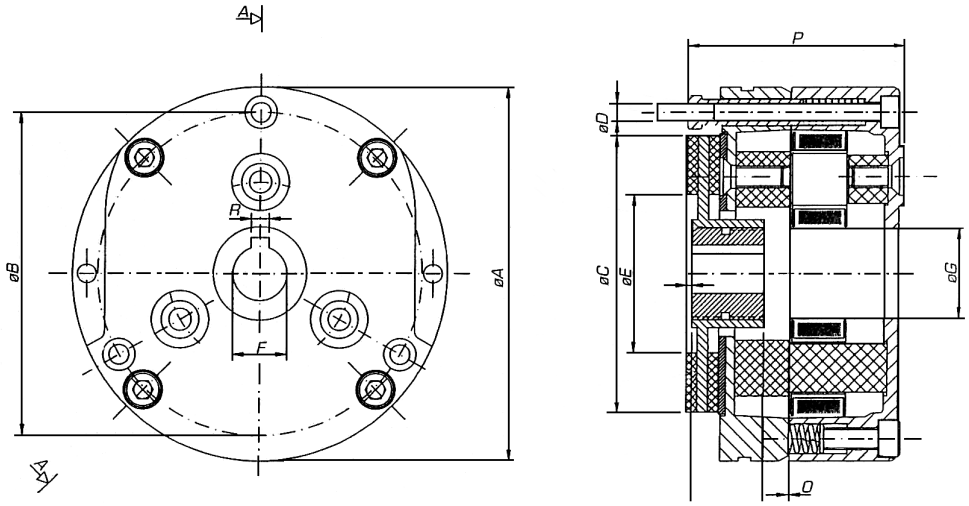

CARATTERISTICHE MECCANICHE / *MECHANICAL SPECIFICATIONS*

Articolo *Art.*	**A**	**B**	**C**	**D**	**E**	**F**	**G**	**P**	**O** *min - max*
AC.1.11	85	72	61	3xM4	35	11	15	53.5	0.15-0.5
AC.1.12	85	72	61	3xM4	35	12	15	53.5	0.15-0.5
AC.2.14	105	90	77	3xM5	44	14	20	60	0.2-0.6
AC.2.15	105	90	77	3xM5	44	15	20	60	0.2-0.6
AC.3.14	115	103	88	3xM5	62	14	22	60.5	0.2-0.6
AC.3.15	115	103	88	3xM5	62	15	22	60.5	0.2-0.6
AC.3.20	115	103	88	3xM5	62	20	22	60.5	0.2-0.6
AC.4.20	125	112	98	3xM6	69	20	26	69	0.2-0.7
AC.4.24	125	112	98	3xM6	69	24	26	69	0.2-0.7
AC.4.25	125	112	98	3xM6	69	25	26	69	0.2-0.7
AC.5.25	148	132	119	3xM6	79	25	30	78.5	0.2-0.7
AC.5.28	148	132	119	3xM6	79	28	30	78.5	0.2-0.7
AC.5.30	148	132	119	3xM6	79	30	30	78.5	0.2-0.7
AC.6.25	162	145	128	3xM8	80	25	32	82.5	0.2-0.7
AC.6.28	162	145	128	3xM8	80	28	32	82.5	0.2-0.7
AC.6.30	162	145	128	3xM8	80	30	32	82.5	0.2-0.7
AC.7.34	189	170	151	3xM8	90	34	43	97	0.2-0.7
AC.7.35	189	170	151	3xM8	90	35	43	97	0.2-0.7
AC.8.34	218	196	176	6xM10	90	34	48	105	0.2-0,7
AC.8.35	218	196	176	6xM10	90	35	48	105	0.2-0.7
AC.8/D.34	218	196	176	6xM10	103	34	48	125	0.2-0.7
AC.8/D.35	218	196	176	6XxM10	103	35	48	125	0.2-0.7

GRUPPO FRENO DI SICUREZZA A MOLLE IN CORRENTE CONTINUA

DIRECT CURRENT SAFETY ELECTRIC BRAKE WITH SPRINGS



IMPIEGO
Carrelli, carrelli a batteria, paranchi, motori Lenz.
Il freno di sicurezza a molle è un tradizionale freno in corrente continua, molto semplice e pratico nell'assemblaggio e particolarmente indicato in qualsiasi applicazione.
L'avvolgimento del freno è completamente cementato con resina epossidica e le parti meccaniche sono protette da zincatura tropicalizzata. L'isolamento è in classe F.
Il freno è inoltre molto silenzioso negli interventi e nel funzionamento, ed ha dimensioni d'ingombro estremamente contenute.

REGOLAZIONE
La regolazione dell'intraferro avviene agendo sui registri, dopo aver allentato le viti di fissaggio. Per regolare la coppia frenante bisogna intervenire sulla ghiera, la quale agisce a sua volta sulle molle di coppia.
L'intraferro massimo consentito, in seguito all'usura della guarnizione d'attrito, è di 4 volte la quota (0).

FUNZIONAMENTO
Il funzionamento avviene secondo il principio della corrente di riposo.
All'eccitazione dell'elettromagnete l'ancora viene attratta verso lo stesso caricando le molle di coppia.
Questo permette al disco, accoppiato all'albero per mezzo di un mozzo scanalato, di girare liberamente. In mancanza di corrente le molle di coppia spingono l'ancora contro il disco bloccando, di conseguenza, l'albero da frenare.

USE
Trucks, battery-powered trucks, hoists. Lenz motors.
The safety brake with spring is a conventional direct current brake, very easy and practical to assemble and suitable for any application.
The brake winding is completely cemented with epoxy resin and the mechanical parts are protected with tropicalised galvanising. Insulation class F .
The brake is moreover very silent during operation and has extremely limited overall dimensions.

ADJUSTMENT
The air gap adjustment is made with the adjusting screws, after loosening the retaining screws. To adjust the braking couple, act on the ring nut, which in its turn acts on the couple springs. The maximum permitted air gap, following wear of the friction gaskets, is 4 times the value (0).

OPERATION
Operation occurs according to the principle of hold-off current. When the electromagnet is excited, the anchor is drawn to it loading the couple springs.
This allows the disk, coupled to the shaft by means of a grooved hub, to turn freely. When there is no current the couple springs push the anchor against the disk, consequently locking the shaft to be braked.

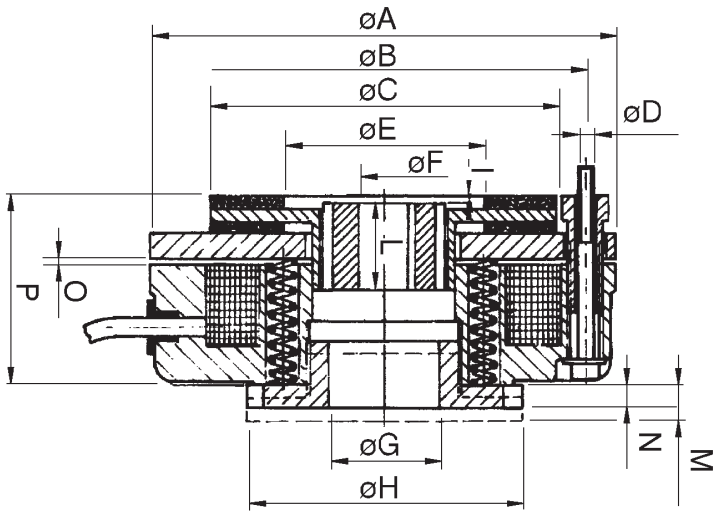

CARATTERISTICHE MECCANICHE / *MECHANICAL SPECIFICATIONS*

Articolo *Art.*	**A**	**B**	**C**	**D**	**E**	**F**	**G**	**H**	**I**	**L** H - Mozzo *H - Hub*	**M**	**N**	**O**	**P**
EK.1.11	84	72	62	3xM4	35	11	24	62	1.5	18	9	4	0.2	38.5
EK.1.12	84	72	62	3xM4	35	12	24	62	1.5	18	9	4	0.2	38.5
EK.2.14	104	90	77	3xM5	44	14	24	62	1.5	20	9	4	0.2	41.5
EK.2.15	104	90	77	3xM5	44	15	24	62	1.5	20	9	4	0.2	41.5
EK.3.14	114	103	88	3xM5	62	14	24	62	1.5	20	9	4	0.2	47
EK.3.15	114	103	88	3xM5	62	15	24	62	1.5	20	9	4	0.2	47
EK.4.20	124	112	98	3xM6	69	20	40	76	1.5	20	9.5	5.5	0.2	46.5
EK.4.24	124	112	98	3xM6	69	24	40	76	1.5	20	9.5	5.5	0.2	46.5
EK.4.25	124	112	98	3xM6	69	25	40	76	1.5	20	9.5	5.5	0.2	46.5
EK.5.25	148	132	119	3xM6	79	25	62	104	1.5	25	18	8	0.3	64
EK.5.28	148	132	119	3xM6	79	28	62	104	1.5	25	18	8	0.3	64
EK.5.30	148	132	119	3xM6	79	30	62	104	1.5	25	18	8	0.3	64
EK.6.25	161	145	128	3xM8	80	25	62	104	1.5	25	16	8	0.3	69.5
EK.6.28	161	145	128	3xM8	80	28	62	104	1.5	25	16	8	0.3	69.5
EK.6.30	161	145	128	3xM8	80	30	62	104	1.5	30	16	8	0.3	69.5
EK.7.34	189	170	151	3xM8	90	34	62	104	1.5	30	14	8	0.3	79
EK.7.35	189	170	151	3xM8	90	35	62	104	1.5	30	14	8	0.3	79
EK.8.34	218	196	176	6xM10	103	34	60	104	1.5	40	18	8	0.3	78
EK.8.35	218	196	176	6xM10	103	35	60	104	1.5	40	18	8	0.3	78
EK.9.40	251	230	204	6xM10	132	40	60	104	1.5	40	18	8	0.4	83
EK.9.42	251	230	204	6xM10	132	42	60	104	1.5	40	18	8	0.4	83
EK.9.45	251	230	204	6xM10	132	45	60	104	1.5	40	18	8	0.4	83

N.B.: Indicare la tensione desiderata 24-100-180V ed il diametro del foro del mozzo.
Per tensioni diverse da quelle sopra indicate sarà applicata una maggiorazione del 15% sul prezzo di listino.

N.B.: *Specify the desired voltage 24-100-180V and the diameter of the hub hole.*
For voltages other than those indicated above, a 15% surcharge will be applied to the price list.

RICAMBI PER ELETTROFRENI DI SICUREZZA A MOLLE

SPARE PARTS FOR SAFETY ELECTRIC BRAKE UNITS WITH SPRINGS

DISCHI PER MOZZI
DISKS FOR HUBS



Articolo *Art.*	Ø Esterno *Outside Ø*	N° denti *No. of teeth*
DMK.1	62	19
DMK.2	77	23
DMK.3	88	6
DMK.4	98	18
DMK.5	119	20
DMK.6	128	20
DMK.7	151	20
DMK.8	176	20
DMK.9	204	23

MOZZI
HUBS



Articolo *Art.*	N° denti *No. of teeth*	Ø Foro *Hole Ø*	Altezza *Height*
MZK.1.11	19	11	18
MZK.1.12	19	12	18
MZK.2.14	23	14	20
MZK.2.15	23	15	20
MZK.3.14	6	14	20
MZK.3.15	6	15	20
MZK.4.20	18	20	20
MZK.4.24	18	24	20
MZK.4.25	18	25	20
MZK.5.25	20	25	25
MZK.5.28	20	28	25
MZK.5.30	20	30	25
MZK.6.30	20	30	30
MZK.7.34	20	34	30
MZK.7.35	20	35	30
MZK.8.34	20	34	40
MZK.8.35	20	35	40
MZK.9.40	23	40	40
MZK.9.42	23	42	40
MZK.9.50	23	50	40

ANCORE
ANCHORS



Articolo *Art.*	Ø Esterno *Outside Ø*
ANK.1	84
ANK.2	104
ANK.3	114
ANK.4	124
ANK.5	148
ANK.6	159
ANK.7	189
ANK.8	218
ANK.9	248

GRUPPO FRENO A MOLLE IN CORRENTE CONTINUA

DIRECT CURRENT SPRING BRAKE UNIT



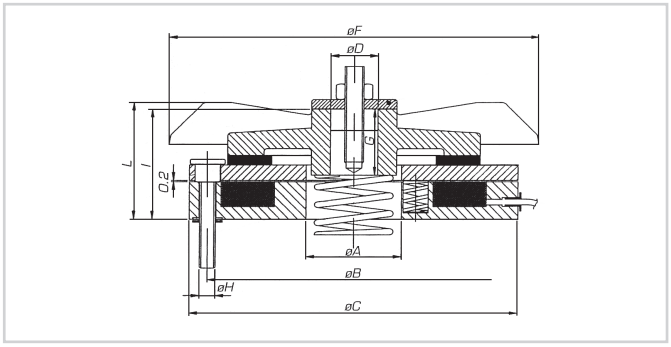

CARATTERISTICHE
Freno in corrente continua. Scopo del freno è determinare l'arresto del movimento rotatorio di un albero meccanico.
- Struttura robustissima;
- Semplicità di assemblaggio del gruppo freno;
- Massima silenziosità negli interventi e nel funzionamento;
- Elevata coppia frenante;
- Ottima dissipazione di calore. La ventola funge anche da disco frenante con il vantaggio di dissipare il calore che si forma durante la frenata, limitando al minimo l'usura del materiale d'attrito;
- Vasta possibilità di impiego. Il freno può infatti essere utilizzato in qualsiasi applicazione con motore normalizzato senza l'uso di particolari attrezzature o parti speciali;
- Inoltre il freno può lavorare in qualsiasi posizione, particolarmente su motori monofase.

Funzionamento:
Il freno è progettato per garantire a riposo e tramite le molle di coppia, la sicurezza intrinseca pari al suo valore di targa espresso in Nm. All'eccitazione dell'elettromagnete, l'ancora è attratta verso lo stesso caricando le molle di coppia. Questo permette alla ventola, accoppiato all'albero meccanico tramite una chiavetta, di girare liberamente. In mancanza di corrente cessa il campo magnetico e di conseguenza le molle di coppia spingono l'ancora contro la ventola, frenando così l'albero meccanico.

Specifications:
Direct current brake. This brake is designed to stop the rotary movement of a mechanical shaft.
- *Very strong structure;*
- *Very simple assembling;*
- *Very quiet in operating;*
- *High braking torque;*
- *Good heat dissipation. The fan also acts as braking surface with the advantage to dissipate the heat during brake working and allowing a minimum wear of the friction material;*
- *Wide possibility of use. The brake can be used for several applications with standard motors without using special equipment. The brake can also work in any position, especially with single-phase motors.*

Operating:
The brake is designed to assure, by means of pressure springs and when no voltage is applied, the intrinsic safety equal to brake label value in Nm. On exciting the electromagnet the armature plate is pulled towards the electromagnet itself, thus loading the pressure springs and enabling the fan, which is axially movable on the keyway, to turn freely. When the current fails, the pressure springs drive the armature plate towards the fan, thus braking the motor shaft.

CARATTERISTICHE MECCANICHE / *MECHANICAL SPECIFICATIONS*

Articolo / *Art.*	A	B	C	D	F	G	H	I	L
S.63.100	30	43	92	15	86	25	M.5	35	38
S.63.180	30	43	92	15	86	25	M.5	35	38
S.71.100	30	93	104	17	119	21	M.5	35.7	41.5
S.71.180	30	93	104	17	119	21	M.5	35.7	41.5
S.80.100	45	116	126	20	141	23	M.5	37	42
S.80.180	45	116	126	20	141	23	M.5	37	42
S.90.100	45	116	126	25	156	23	M.5	37	42
S.90.180	45	116	126	25	156	23	M.5	37	42
S.100.100	60	139	154	30	165	27	M.6	45	49.5
S.100.180	60	139	154	30	165	27	M.6	45	49.5
S.112.100	60	139	154	35	183	26	M.6	44	50
S.112.180	60	139	154	35	183	26	M.6	44	50
S.132.100	60	139	154	35	214	39	M.6	53	56.5
S.132.180	60	139	154	35	214	39	M.6	53	56.5
S.160.100	80	178	200	35	216	39	M.8	57	60
S.160.180	80	178	200	35	216	39	M.8	57	60

Per tensioni diverse da quelle sopra indicate sarà applicata una maggiorazione del 15% sul prezzo di listino.
For other voltages different than those indicated above, a 15% surcharge will be applied to the price list.

ELETTROMAGNETI ORIGINALI

ORIGINAL ELECTROMAGNETS



PER SERIE / *FOR SERIES:*
CF - CFF - CFPV - BA - BAF - BAPV VOLT 230/400

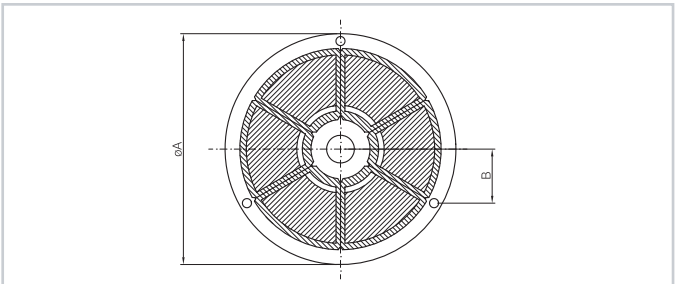

Articolo *Art.*	**A Ø esterno mm** *A Ø outside mm*	**B interasse mm** *B centre distance mm*	**Tipo motore** *Motor type*	**N. fori** *No. of holes*
MGM.71	137	60	MEC.71	3
MGM.80	154	70	MEC.80	3
MGM.90	174	80	MEC.90	3
MGM.100	194	90	MEC.100	3
MGM.112	216	100	MEC.112	3
MGM.132	256	120	MEC.132	6
MGM.160	308	145	MEC.160	6
MGM.180	345	165	MEC.180	6

ANCORE ORIGINALI

ORIGINAL ANCHORS



PER SERIE / *FOR SERIES:*
CF - CFF - CFPV - BA - BAF - BAPV

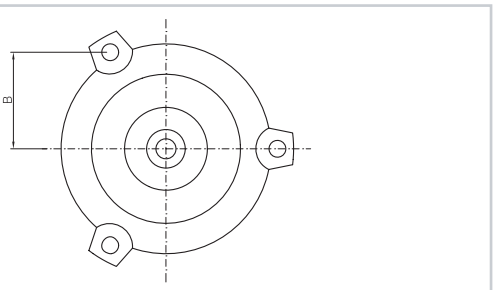

Articolo / *Art.*	**B interasse mm** / *B centre distance mm*	**N. fori** / *No. of holes*
AMG.71	60	3
AMG.80	70	3
AMG.90	80	3
AMG.100	90	3
AMG.112	100	3
AMG.132	120	6
AMG.160	145	6
AMG.180	165	6

DISCHI ORIGINALI

ORIGINAL DISKS



PER SERIE / *FOR SERIES:*
CF - BA

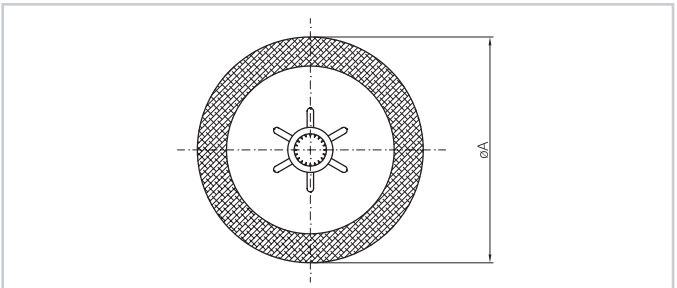

Articolo *Art.*	**A Ø esterno mm** *A Ø outside mm*
DMG.71	105
DMG.80	129
DMG.90	145
DMG.100	163
DMG.112	184
DMG.132	220
DMG.160	260
DMG.180	300

DISCHI VOLANO ORIGINALI

ORIGINAL FLYWHEEL DISKS



PER SERIE / *FOR SERIES:*
CFPV - BAPV

Completi di:
distanziale, bussola conica, rosetta elastica, viti di fissaggio, bussola.

Complete with:
spacer, conic bushing, elastic washer, bushing retaining, screws.

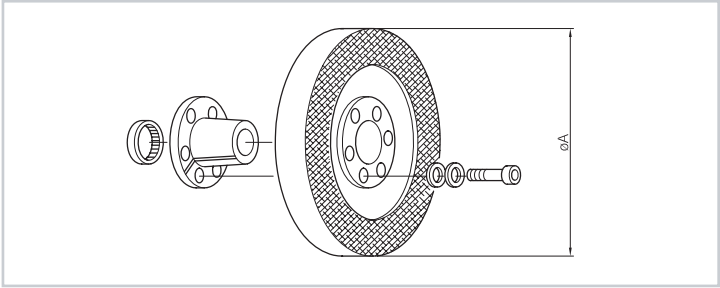

Articolo *Art.*	**A Ø esterno mm** *A Ø outside mm*
VMG.71	105
VMG.80	129
VMG.90	145
VMG.100	163
VMG.112	184
VMG.132	220

TIRANTI COMPLETI ORIGINALI

ORIGINAL TIE RODS



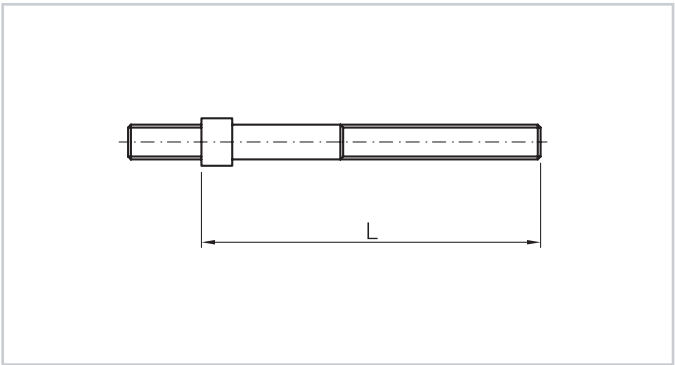

Articolo *Art.*	**Serie MEC** *MEC series*	**Ø x L mm**
TMG.301	71 ÷ 80 **corto** / *short*	8x65
TMG.302	71 ÷ 80 **lungo** / *long*	8x90
TMG.303	90 ÷ 132 **corto** / *short*	10x73
TMG.304	90 ÷ 132 **lungo** / *long*	10x99
TMG.305	160 **corto** / *short*	12x87
TMG.306	160 **lungo** / *long*	12x116
TMG.307	180 **corto** / *short*	14x110
TMG.308	180 **lungo** / *long*	14x155

VENTOLE ORIGINALI

ORIGINAL FANS



Articolo *Art.*	**Diam. Albero** *Diam Shaft*	**Tipo motore** *Motor type*
VG.71	14	MEC.71
VG.80	19	MEC.80
VG.90	24	MEC.90
VG.100	28	MEC.100
VG.112	28	MEC.112
VG.132	38	MEC.132
VG.160	42	MEC.160
VG.180	48	MEC.180

RADDRIZZATORI A SEMIONDA

HALF-WAVE RECTIFIERS

RR.5B



S4.220/380



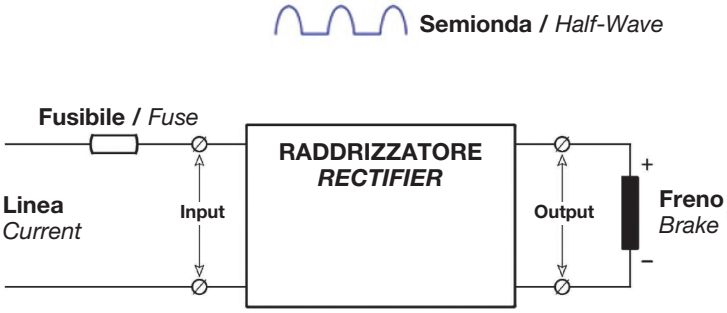

Articolo *Art.*	Entrata *In*	Uscita *Out*	Colore cavetti / *Colour cables*	
			Entrata / *In*	Uscita / *Out*
S4.220	0-250	0-112	Blu - Blu *Blue - Blue*	(-) Nero (+) Rosso *(-) Black (+) Red*
S4.380	0-500	0-223		
RR.5B	100-500	44-224	Morsetto / *Clamp*	

CONDENSATORI ELETTRICI

ELECTRIC CAPACITORS



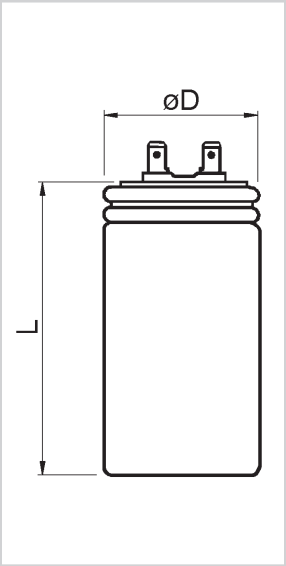



CON CODOLO / *WITH FIXING SCREW*

Articolo *Art.*	Capacità µF *Capacity µF*	DIM mm	
		Ø D	L
CD.103	1.5	25	57
CD.104	2	25	57
CD.105	2.5	25	57
CD.106	3.15	25	57
CD.107	4	30	57
CD.108	5	30	57
CD.109	6.3	30	57
CD.110	8	30	57
CD.111	10	35	57
CD.112	12.5	35	57
CD.113	14	35	70
CD.114	16	35	70
CD.115	18	40	70
CD.116	20	40	70
CD.118	25	45	70
CD.119	31.5	45	70
CD.120	35	45	94
CD.121	40	45	94
CD.122	45	45	94
CD.123	50	50	94
CD.124	55	50	94
CD.125	60	50	120
CD.127	70	50	120
CD.128	80	50	120
CD.129	100	60	120

SENZA CODOLO / *WITHOUT FIXING SCREW*

Articolo *Art.*	Capacità µF *Capacity µF*	DIM mm	
		Ø D	L
CD.203	1.5	25	57
CD.204	2	25	57
CD.205	2.5	25	57
CD.206	3.15	25	57
CD.207	4	30	57
CD.208	5	30	57
CD.209	6.3	30	57
CD.210	8	30	57
CD.211	10	35	57
CD.212	12.5	35	57
CD.213	14	35	70
CD.214	16	35	70
CD.215	18	40	70
CD.216	20	40	70
CD.218	25	45	70
CD.219	31.5	45	70
CD.220	35	45	94
CD.221	40	45	94
CD.222	45	45	94
CD.223	50	50	94
CD.224	55	50	94
CD.225	60	50	120
CD.227	70	50	120
CD.228	80	50	120

CONDENSATORI ELETTRICI

ELECTRIC CAPACITORS



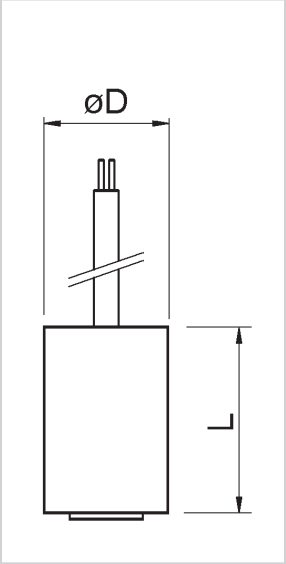



CON CODOLO / *WITH FIXING SCREW*

Articolo *Art.*	Capacità µF *Capacity µF*	DIM mm	
		Ø D	L
CD.710 *	1	25	57
CD.712	1.5	25	57
CD.713	2	25	57
CD.714	2.5	25	57
CD.715	3.15	25	57
CD.716	4	30	57
CD.717	5	30	57
CD.718	6.3	30	57
CD.719	8	30	57
CD.720	10	35	57
CD.721	12.5	35	57
CD.754	14	35	70
CD.722	16	35	70
CD.758	18	40	70
CD.723	20	40	70
CD.724	25	45	70
CD.725	31.5	45	70
CD.726	35	45	94
CD.727	40	45	94
CD.728	45	45	94
CD.729	50	50	94
CD.755	55	50	94
CD.730	60	50	120
CD.770	70	50	120
CD.780	80	50	120
CD.700	100	60	120

SENZA CODOLO / *WITHOUT FIXING SCREW*

Articolo *Art.*	Capacità µF *Capacity µF*	DIM mm	
		Ø D	L
CD.612	1.5	25	57
CD.613	2	25	57
CD.614	2.5	25	57
CD.615	3.15	25	57
CD.616	4	30	57
CD.617	5	30	57
CD.618	6.3	30	57
CD.619	8	30	57
CD.620	10	35	57
CD.621	12.5	35	57
CD.654	14	35	70
CD.622	16	35	70
CD.658	18	40	70
CD.623	20	40	70
CD.624	25	45	70
CD.625	31.5	45	70
CD.626	35	45	94
CD.627	40	45	94
CD.628	45	45	94
CD.629	50	50	94
CD.655	55	50	94
CD.630	60	50	120
CD.670	70	50	120
CD.680	80	50	120

*** IN ESAURIMENTO**
RUNNING OUT

CONDENSATORI CON DISGIUNTORE ELETTRONICO

CAPACITORS WITH ELECTRONIC CIRCUIT BREAKER



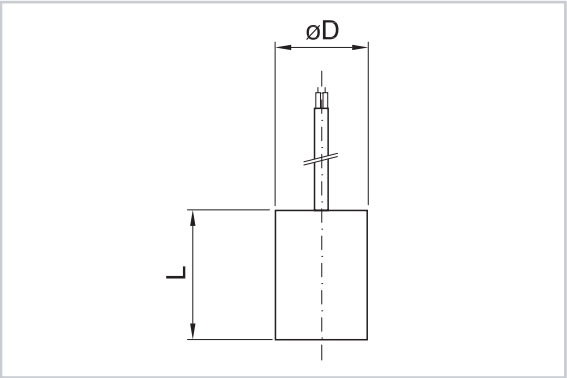

PER MOTORI DA 110 A 230 VOLT MONOFASI
FOR 110/230 V. SINGLE-PHASE MOTORS

Applicazioni
Il disgiuntore elettronico trova largo impiego sui motori unidirezionali utilizzati per la realizzazione di compressori, elettropompe, idropulitrici, apri cancello, ascensori, riduttori meccanici ed in tutte quelle applicazioni in cui il motore allo spunto è sottoposto ad una elevata coppia resistente.
Per una corretta applicazione verificare:
- il tipo di assorbimento dell'avvolgimento e se è sottoalimentato.
- il carico del motore: se fa funzionare pompe, compressori o altro.

Funzione
Il disgiuntore elettronico è un dispositivo che si collega in parallelo al condensatore di marcia dei motori asincroni monofasi e consente di aumentare la coppia di spunto grazie all'inserimento, durante la sola fase di avviamento, di un condensatore supplementare.

Applications
Electronic circuit breakers are widely used on unidirectional motors equipping compressors, motor-driven pumps, high-pressure cleaners, gate openers, lifts, mechanical reduction units and all those applications where the motor, on starting, undergoes high stall torque.
For correct application, check:
- the type of winding draw and whether this is under-powered.
- the motor load: if this drives pumps, compressors, etc.

Function
The electronic circuit breaker is a device that connects up in parallel to the operating capacitor of the asynchronous single-phase motors. It permits increasing the starting torque thanks to the engaging, during starting only, of a supplementary capacitor.

Articolo *Art.*	**Capacità µF** *Capacity µF*	**Ø D**	**L mm**
CD.420	20	45	94
CD.425	25	50	94
CD.430	30	50	94
CD.435	35	50	94
CD.440	40	50	94
CD.450	50	50	94
CD.460	60	50	120
CD.470	70	50	120
CD.480	80	50	120

DISGIUNTORE ELETTRONICO PER MOTORE ASINCRONO MONOFASE

ELECTRONIC DISCONNECTOR FOR SINGLE-PHASE ASYNCHRONOUS MOTOR



Articolo *Art.*	Volt	Dimensioni mm *Dimensions mm*
DIS.230	230	d 50 x h 55
DIS.230R *	230	d 50 x h 55

*** Con ripartenza /** *With restart*

È un dispositivo che va collegato al motore asincrono monofase e serve ad aumentare la coppia di spunto, nella sola fase di avviamento, collegando una capacità (elettrolitica o a film) in parallelo a quella già presente (condensatore di marcia) sul motore.
Il disgiuntore stacca il condensatore di avviamento quando il valore di tensione sul motore raggiunge un livello tale che indica che il motore è partito.
Il disgiuntore può essere programmato a richiesta per effettuare fino a 5 ripartenze nel caso il motore si fermi per motivi di sovraccarico o abbassamento della tensione di ingresso: in questi casi il dispositivo ricollega il condensatore di START per 5 volte in modo da tentare di riavviare il motore (si è volutamente scelto di limitare a 5 i tentativi per non stressare troppo il motore in caso di insuccesso).
In quest'ultima modalità il disgiuntore è paragonabile come funzionamento al disgiuntore meccanico centrifugo che si basa sul numero di giri del motore.

This device is designed to be connected to the single-phase asynchronous motor, to increase the starting torque, during the start-up phase only, connecting a capacitance (electrolytic or film) in parallel to that already fitted (run capacitor) on the motor.
The disconnector disconnects the start capacitor when the power voltage on the motor reaches such a level as to indicate that the motor has started.
The disconnector can be programmed on request to perform up to 5 restarts in case the motor stops due to overloads or reduction of the input voltage: in these cases, the device reconnects the START capacitor 5 times in order to try and restart the motor (start attempts have been purposely limited to 5 so as not to overstress the motor in case of lack of success).
In this latter mode, the disconnector can be compared in terms of operation to a centrifugal mechanical disconnector based on the number of motor rpm.

CONDENSATORI A DOPPIA CAPACITÀ

DOUBLE CAPACITY CAPACITORS



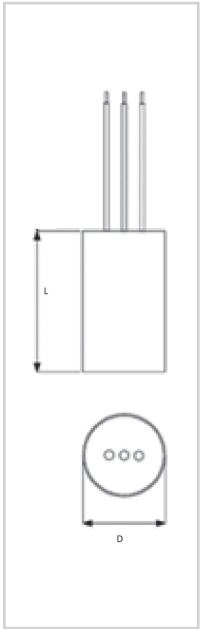

Tensione di esercizio: 450 V
Tolleranza capacità: +5%
Esecuzione a 3 cavi terminati
Cavo bianco: comune
Cavo blu: capacità inferiore
Cavo rosso: capacità superiore
Temperatura di esercizio: -25°C +85°C

Operating voltage: 450 V
Capacity tolerance: +5%
Execution with 3 terminated single-core cables
White cable: common
Blue cable: lower capacity
Red cable: higher capacity
Operating temperature: -25° +85°

Articolo *Art.*	Capacità µF *Capacity µF*	Ø D	L mm
CD.512	3.5+12.5	45	92
CD.520	6+22	45	92
CD.530	6+30	50	100

CONDENSATORI ELETTROLITICI

ELECTROLYTIC CAPACITORS



PER AVVIAMENTO MOTORI MONOFASI
FOR SINGLE-PHASE MOTORS START-UP

Tensione di lavoro 220V
Operating voltage 220V

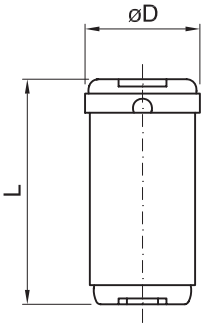

Articolo *Art.*	**Capacità µF** *Capacity µF*	**Ø D**	**L mm**
CD.351	43 ÷ 52	36.5	86
CD.352	53 ÷ 64	36.5	86
CD.353	64 ÷ 77	36.5	86
CD.354	88 ÷ 106	46	98
CD.355	108 ÷ 130	46	98
CD.356	124 ÷ 149	46	98
CD.357	161 ÷ 193	46	98
CD.358	216 ÷ 260	46	98
CD.359	243 ÷ 292	52	124
CD.360	324 ÷ 389	52	124

COPERCHI IN PLASTICA PER CONDENSATORI

PLASTIC COVER FOR CAPACITORS



Articolo *Art.*	**Diametro** *Diameter*
CC24.25	25
CC24.30	30
CC24.35	35
CC24.40	40
CC24.45	45
CC24.50	50
CC24.55	55

RELÈ D'AVVIAMENTO KLIXON

KLIXON IGNITION RELAY



DISGIUNTORI AMPEROMETRICI / *AMPEROMETRIC CIRCUIT BREAKERS*

Valore di attrazione / *Pickup value*			
Articolo *Art.*	**Ampere max** *Max amp*	**Ampere min** *Min amp*	**Modello** *Model*
RK.120	2.03	1.68	2CR3 120
RK.125	2.54	2.10	2CR3 125
RK.130	3.05	2.50	2CR3 130
RK.135	3.55	2.95	2CR3 135
RK.140	4.05	3.35	2CR3 140
RK.145	4.55	3.80	2CR3 145
RK.155	5.60	4.60	2CR3 155
RK.165	6.60	5.45	2CR3 165
RK.171	7.20	5.90	2CR3 171
RK.176	7.70	6.30	2CR3 176
RK.191	9.20	7.60	2CR3 191
RK.201	10.40	8.60	2CR3 201
RK.211	12.40	10.20	2CR3 211
RK.216	13.40	11.00	2CR3 216
RK.223	14.80	12.20	2CR3 223

IN ESAURIMENTO / *RUNNING OUT*

VENTOLE IN NYLON

NYLON FANS

VT



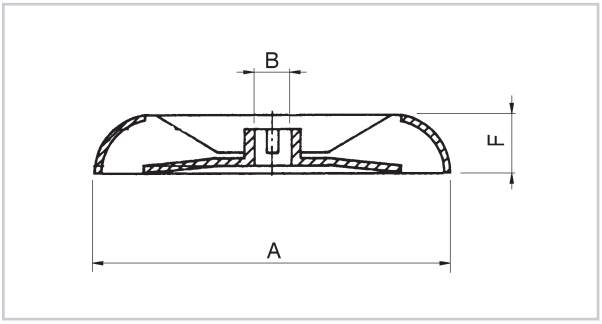

Articolo / *Art.*	A	B	F
VT.63	115	14	20.5
VT.71	132	14	22
VT.80	147	19	24
VT.90	168	24	27.2

Con morsetto a pressione.
Materiale in nylon termoindurente.
Resistenza al calore 120°C.

With pressure clamp.
Thermosetting nylon material.
Heat resistance 120°C.

VV



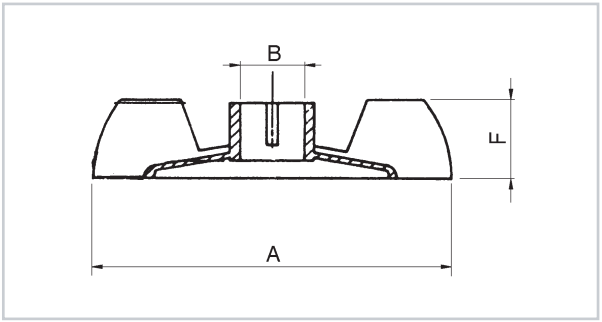

Articolo / *Art.*	A	B	F
VV.63	109	12	20
VV.71	130	14	24
VV.80	142.5	19	29
VV.90	157	28	30

Con morsetto a pressione.
Materiale in nylon termoindurente.
Resistenza al calore 120°C.

With pressure clamp.
Thermosetting nylon material.
Heat resistance 120°C.

VE



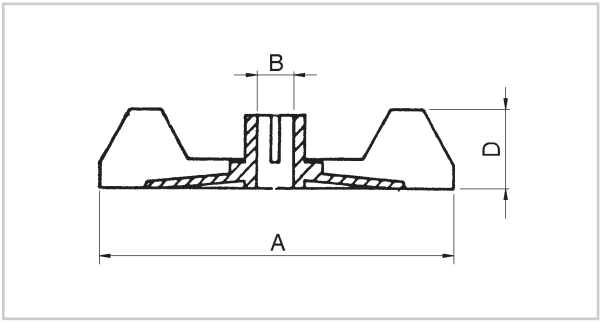

Articolo / *Art.*	A	B	F
VE.63	108	12	20
VE.71	131	15	22.5
VE.80	143.5	19	28
VE.90	151	24	30
VE.100	168	28	31
VE.112	200	30	37.5

Con morsetto a pressione.
Materiale in nylon termoindurente.
Resistenza al calore 120°C.

With pressure clamp.
Thermosetting nylon material.
Heat resistance 120°C.

VENTOLE IN NYLON

NYLON FANS

DM



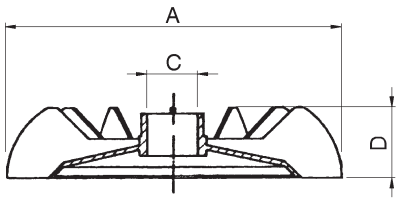

Articolo / *Art.*	A	Ø C	D
DM.52	87	8	20
DM.56	98	11	20
DM.63	117	14	23
DM.71	130	14	29
DM.80	141	19	29
DM.90	161	24	32
DM.100	183	28	34
DM.112	203	28	37
DM.132.35	237	35	49
DM.132.38	237	38	49
DM.132.40	237	40	49
DM.160	291	45	54
DM.180	335	50	60

Con collare a morsetto.
Solo DM.56 con collare a pressione.
Materiale in nylon termoindurente.
Resistenza al calore 120°C.

With clamp.
Only DM.56 with pressure clamp.
Thermosetting nylon material.
Heat resistance 120°C.

VA



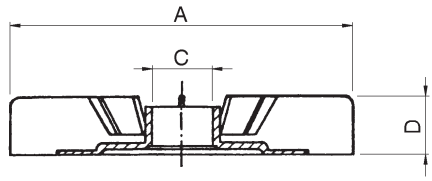

Articolo / *Art.*	A	Ø C	D
VA.63	95	14	14
VA.71	126	14	20
VA.80	142	19	25
VA.90	161	24	29
VA.100	173	28	30
VA.112	194	28	33
VA.132.38	230	38	39
VA.132.40	230	40	39

Ventola piatta.
Con morsetto a collare.

Flat fan.
Complete with clamp.

VENTOLE IN ALLUMINIO

ALUMINIUM FANS

Modello 1



Modello 2



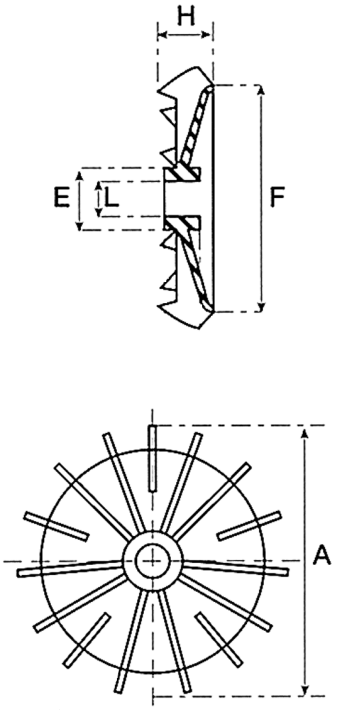

Articolo *Art.*	A	E	F	H	L	Modello *Model*
DMA.63	108	18	78	20	14.1	1
DMA.71	128	18	86	23	14.1	1
DMA.80	142	23	98	29	19.1	1
DMA.90	162	25	116	30	24.1	1
DMA.100	178	33	123	33	28.1	1
DMA.112	202	33	135	36	28.1	1
DMA.132	238	43	176	48	38.1	1
DMA.160A	292	-	215	53	44	1
DMA.180 *	332	70	282	66	-	2
DMA.200 *	372	89	310	77	-	2
DMA.225 *	410	89	350	80	-	2
DMA.250 *	460	94	392	84	-	2
DMA.280 *	510	120	430	101	-	2
DMA.315 *	591	113	510	115	-	2

*** Queste ventole vengono prodotte con il metodo di fusione a terra, pertanto le misure potrebbero variare. Per ulteriori informazioni potete consultare il nostro ufficio tecnico.**

These fans are manufactured using the sand casting method and consequently dimensions could vary. For more details, please contact our technical department.

COPRIVENTOLE IN LAMIERA ZINCATA

FAN SHEET COVERS GALVANIZED



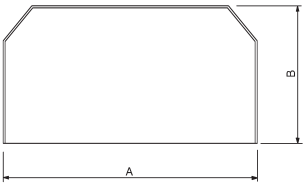

Articolo *Art.*	A	B
CLL.063	121	76
CLL.071	137	72
CLL.080	156	90
CLL.090	177	97.5
CLL.100	196	108
CLL.112	223	117
CLL.132	260	140
CLL.160	307	140
CLL.180	357	166
CLL.200	393	187

COPRIVENTOLE IN MATERIALE TERMOPLASTICO

FAN COVERS IN THERMOPLASTIC MATERIAL

MEC



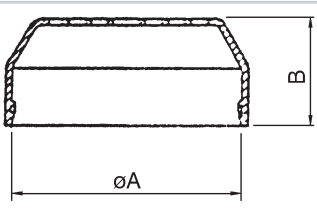

Articolo *Art.*	A	B
MEC.56 *	108	47
MEC.63 *	122	50
MEC.71 *	137	54
MEC.80 *	156	57
MEC.90 *	173	61
MEC.100	193	70

CVP



NEW »

Articolo *Art.*	A	B
CVP.56 NEW	109	50
CVP.63 NEW	122	51
CVP.71 NEW	139	65
CVP.80 NEW	158	75
CVP.90 NEW	174	80

Resistenza al calore 130°C
Heat resistance 130°C

*** IN ESAURIMENTO**
RUNNING OUT

MORSETTIERE CON PERNI IN OTTONE

TERMINAL BOARDS WITH BRASS PINS



COMPLETE DI MINUTERIA / *WITH SMALL PARTS*

Articolo *Art.*	**Dimensioni mm** *Dimensions mm*	**Perni mm** *Pins mm*	**Confezione** *Pack*
2011M	40x25	4MA	10 pz / *pcs*
2012	50x32	4MA	10 pz / *pcs*
2013	56x36	5MA	10 pz / *pcs*
2014	70x45	6MA	5 pz / *pcs*
2015	82x52	6MA	5 pz / *pcs*
2016	94x60	8MA	1 pz / *pc*
2017	115x70	10MA	1 pz / *pc*
2018	126x81	12MA	1 pz / *pc*
2019	146x92	14MA	1 pz / *pc*
2020	165x103	16MA	1 pz / *pc*
2021	240x150	20MA	1 pz / *pc*

MORSETTIERE ANTIDEFLAGRANTI

ANTIDEFLAGRATION TERMINAL BOARDS



COMPLETE DI MINUTERIA / *WITH SMALL PARTS*

Articolo *Art.*	**Dimensioni mm** *Dimensions mm*	**Perni mm** *Pins mm*
2025	34x52	5MA
2026	47x74	6MA
2028	75x120	12MA

MINUTERIE IN OTTONE PER MORSETTIERE E MORSETTIERE ANTIDEFLAGRANTI

BRASS SMALL PARTS FOR TERMINAL BOARDS AND ANTIDEFLAGRATION TERMINAL BOARDS

PIASTRINE DI COLLEGAMENTO
CONNECTION PLATES

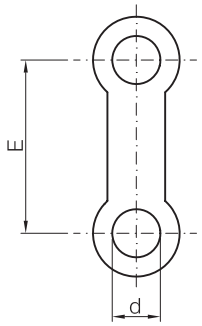

Articolo *Art.*	Ø mm	E interasse mm *E centre distance mm*	Confezione *Pack*
P.04	4	18	100 pz / *pcs*
P.05	5	20	100 pz / *pcs*
P.06	6	25	100 pz / *pcs*
P.07	6	30	100 pz / *pcs*
P.08	8	35	50 pz / *pcs*
P.10	10	45	50 pz / *pcs*

RONDELLE
WASHERS

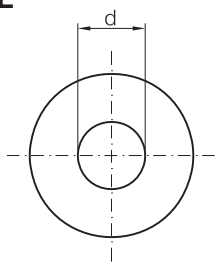

Articolo *Art.*	Ø mm	Confezione *Pack*
R.04	4	100 pz / *pcs*
R.05	5	100 pz / *pcs*
R.06	6	100 pz / *pcs*
R.08	8	100 pz / *pcs*
R.10	10	100 pz / *pcs*

DADI
NUTS

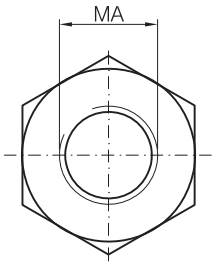

Articolo *Art.*	Ø mm	Confezione *Pack*
D.04	4	100 pz / *pcs*
D.05	5	100 pz / *pcs*
D.06	6	100 pz / *pcs*
D.08	8	50 pz / *pcs*
D.10	10	50 pz / *pcs*

COPRIMORSETTIERE IN PLASTICA

PLASTIC TERMINAL BOARD COVERS



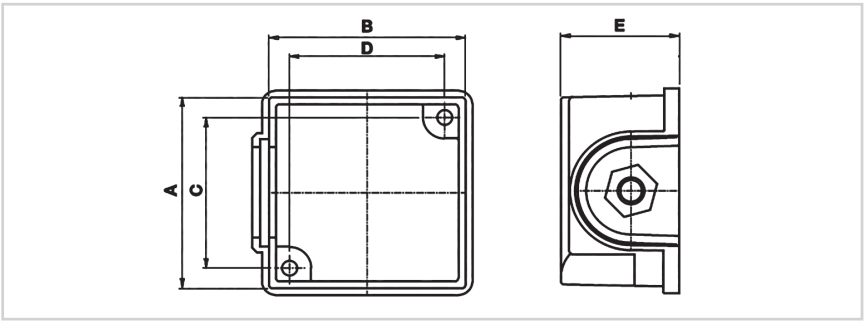

Articolo *Art.*	MEC	A mm	B mm	C mm	D mm	E mm	Passacavo *Cable entry*
C.120	50/56	57	57	45	45	25	PG11
C.121	63/71	63	63	52	52	30	PG11
C.122	80/90	78	78	65	65	33	1/2”



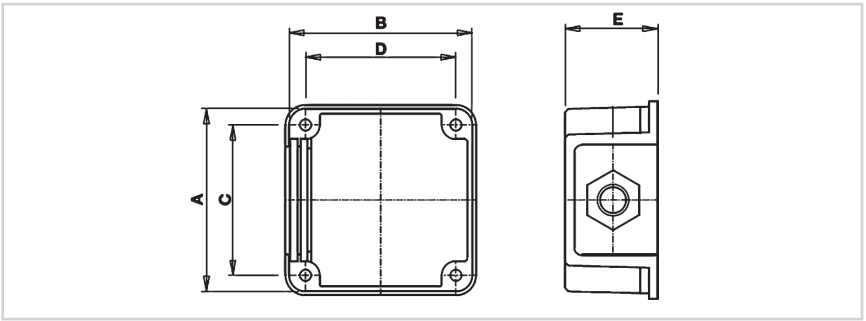

Articolo *Art.*	MEC	A mm	B mm	C mm	D mm	E mm	Passacavo *Cable entry*
C.129	56/63	61	61	48	48	28	PG11
C.130	71/80	71	71	55	55	31	PG11
C.131	90/100	80	80	62	63	37	1/2”

NEW



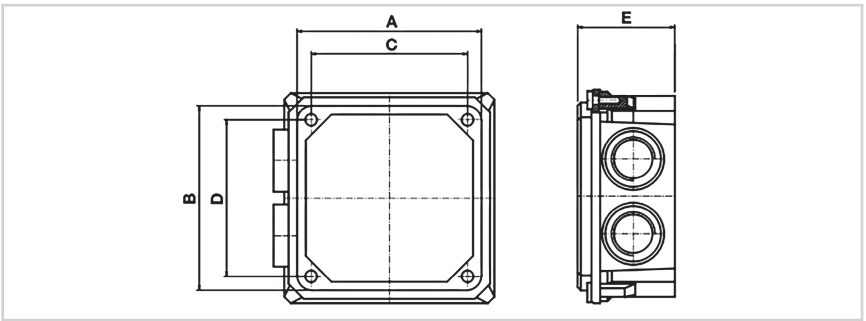

Articolo *Art.*	MEC	A mm	B mm	C mm	D mm	E mm	Passacavo *Cable entry*
C.140	63/71	71	71	60	60	40	PG11
C.141	80/90	86	86	73	73	45	PG11/13.5

PORTA INTERRUTTORE E CONDENSATORE

SWITCH AND CAPACITOR HOLDER



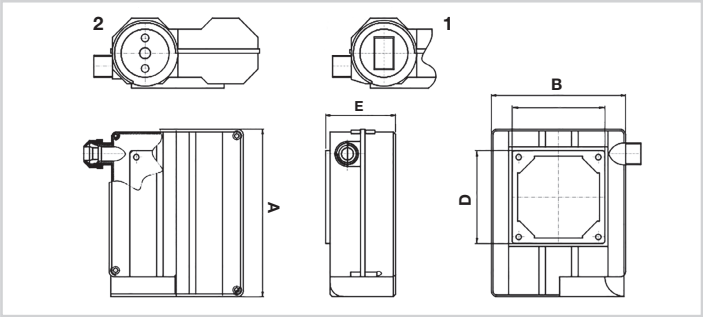

Articolo *Art.*	A mm	B mm	C mm	D mm	E mm
63071 (1)	123	115	60	60	54
63075 (2)	123	115	61	65	54
80090 (2)	157	127	62	62	66
80112 (2)	157	127	73	73	65

NEW »



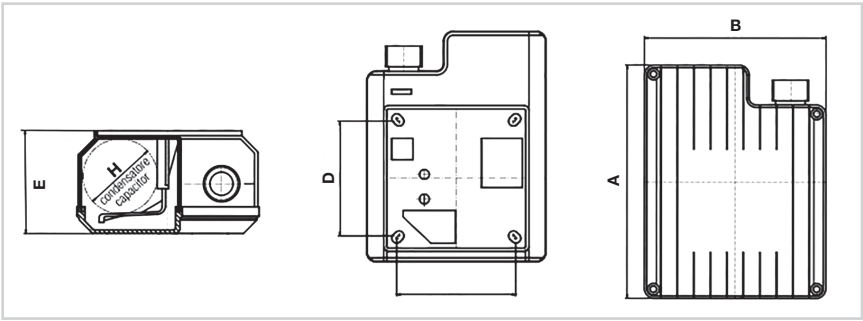

Articolo *Art.*	A mm	B mm	C mm	D mm	E mm
83071	117	87	60	60	48
83112	141	110	70	70	60



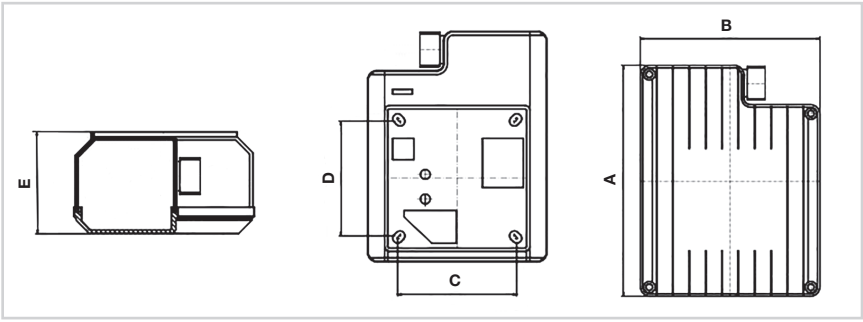

Articolo *Art.*	A mm	B mm	C mm	D mm	E mm
80100	172	125	73	73	PG11

COPRIMORSETTIERE IN ALLUMINIO

ALUMINIUM TERMINAL BOARD COVERS



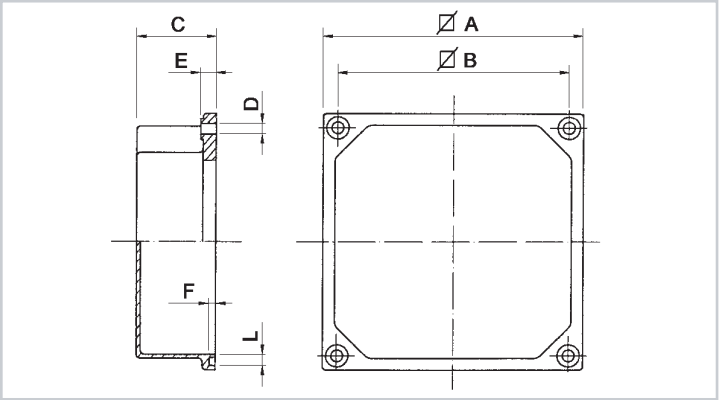

Articolo *Art.*	MEC	A	B	C	D	E	F	L
C.150	63/71	74	60	33	4.5	5.5	2.3	3.5
C.151	80/90/100/112	92	72	39	5	5.5	2.3	3.5
C.152	132	116	82	46	6.5	5.5	2.3	3.5

PORTACONDENSATORI

CAPACITOR CASES

NEW



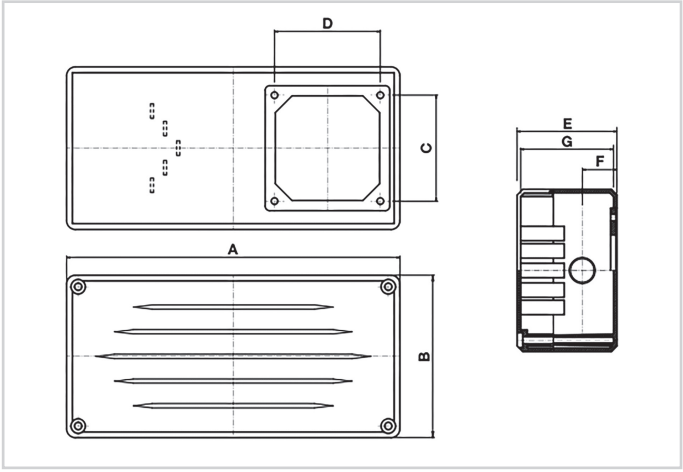

Articolo *Art.*	A mm	B mm	C mm	D mm	E mm
PC.230	230	111.5	73	73	69

PRESSACAVI ANTISTRAPPO IN NYLON

NYLON STRESS RELIEF CABLE GLANDS

FILETTO PASSO PG
PG THREAD



Materiale: Nylon 66 conforme alla normativa UL94V-2, approvatoUL; TPE (Elastomero Termoplastico)
Grado di protezione: IP68
Temperatura d'esercizio: -40°C +85°C
Colore: Nero
Completi di dado e guarnizione piana.

Material: *UL94V-2 flame rated, UL approved Nylon 66, TPE (Thermoplastic elastomer)*
Protection degree: *IP68*
Range of temperature: *-40°C +85°C*
Colour: *Black*
Lock nut and washer included

Articolo *Art.*	**Modello** *Model*	**Passo** *Thread* **P**	**Filetto** *Crew*	**Foro fissaggio** *Fixing hole*	**L1**	**Ø Cavo** *Cable range*	**Pezzi per confez.** *Pcs per pack.*	**Guarnizioni piane** *Washer*
PG.7	EG-7	PG7	1.27	12.5	7.9	3-6.5	50	GP/EG7
PG.9	EG-9	PG9	1.41	15.2	8.2	4-8	50	GP/EG9
PG.11	EG-11	PG11	1.41	18.6	7.9	5-10	50	GP/EG11
PG.13.5	EG-13.5	PG13.5	1.41	20.4	8.9	6-12	50	GP/EG13.5
PG.16	EG-16	PG16	1.41	22.5	9.8	10-14	50	GP/EG16
PG.21	EG-21	PG21	1.58	28.3	10.8	13-18	50	GP/EG21
PG.29	EG-29	PG29	1.58	37	10.8	18-25	25	GP/EG29
PG.36	EG-36	PG36	1.58	47	15	22-32	10	GP/EG36
PG.42	EG-42	PG42	1.58	54	14.5	30-38	10	GP/EG42
PG.48	EG-48	PG48	1.58	59.3	16.7	34-44	10	GP/EG48

FILETTO PASSO METRICO
METRIC THREAD



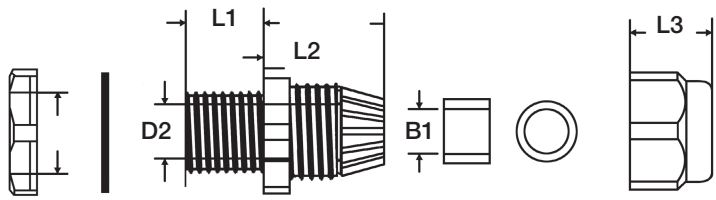

Articolo *Art.*	**Modello** *Model*	**Passo** *Thread* **P**	**Filetto** *Crew*	**D2**	**B1**	**L1**	**L2**	**L3**	**Ø Cavo** *Cable range*	**Pezzi per confez.** *Pcs per pack.*
PM.12	EAG-12	M12	1.25	8.3	6.9	7.9	19.6	13.6	3-6.5	50
PM.16	EAG-16	M16	1.5	10.9	10.5	15.5	23.4	16.9	5-10	50
PM.20	EAG-20	M20	1.5	15	14	15	28.5	18.5	10-14	50
PM.25	EAG-25	M25	1.5	18.6	18.4	15.2	29.4	22.3	13-18	50
PM.32	EAG-32	M32	1.5	27.1	25	14.7	34.5	25.7	18-25	25
PM.40	EAG-40	M40	1.5	33.7	33	18.4	41.7	31.3	22-32	10
PM.50	EAG-50	M50	1.5	41.9	40	17.8	44.2	31.3	30-38	10
PM.63	EAG-63	M61	1.5	55	44	18.5	44.6	32.7	34-44	10
PM.63L	EAG-63L	M63	1.5	56.6	51.5	25.4	49	36.8	42-50	10

Materiale: Nylon 66 conforme alla normativa UL94V-2, approvatoUL; TPE (Elastomero Termoplastico)
Grado di protezione: IP68
Temperatura d'esercizio: -40°C +85°C
Colore: Nero
Completi di dado

Material: *UL94V-2 flame rated, UL approved Nylon 66, TPE (Thermoplastic elastomer)*
Protection degree: *IP68*
Range of temperature: *-40°C +85°C*
Colour: *Black*
Lock nut included

DELL'ERBA Srl
RICAMBI MOTORI ELETTRICI

SPAZZOLE
BRUSHES

PORTASPAZZOLE
BRUSH HOLDER

COLLETTORI
SLIP RINGS

Tutte le caratteristiche tecniche riportate in questo catalogo sono state fornite dalle case costruttrici e sono suscettibili di variazioni senza alcun preavviso.

All the technical specifications shown in the catalogue have been provided by the manufacturers and are subject to change without notice.

CARATTERISTICHE DELLE QUALITÀ USATE NELLA COSTRUZIONE DELLE SPAZZOLE

CHARACTERISTICS OF THE MATERIALS USED IN BRUSH CONSTRUCTION

CODICE *CODE*	**CARATTERISTICHE** *CHARACTERISTICS*
EG224	**Elettrografite usata per carrelli elevatori ed alte velocità.** *Electrographite used for lift trucks and high speed.*
EG236S-EG263-G163	**Elettrografite per uso generale, motori e generatori in C.C. ed alte velocità.** *Electrographite for general use, dc motors and generators and high speed.*
EG251	**Elettrografite per alte velocità e carichi variabili.** *Electrographite for high speed and variable loads*
EG269	**Elettrografite. Mantiene un valore di attrito costante su un ampio range di condizioni di carico.Ideale per applicazioni diesel o elettriche.** *Electrographite. Maintains a constant friction value in a wide range of load conditions. Ideal for diesel or electrical applications.*
EG283	**Elettrografite per uso generale ed alte velocità.** *Electrographite for general use and high speed.*
EG571	**Elettrografite per alte velocità con largo range di carico, bassa umidità ed ambiente contaminato.** *Electrographite for high speed with a wide load range, low humidity and reduced pollution.*
IM31	**Grafite-Bakelite con alta caduta di contatto per motori a velocità variabile.** *Graphite-Bakelite with high contact drop for variable speed motors.*

CARATTERISTICHE DELLE QUALITÀ USATE NELLA COSTRUZIONE DELLE SPAZZOLE

CHARACTERISTICS OF THE MATERIALS USED IN BRUSH CONSTRUCTION

CODICE *CODE*	**CARATTERISTICHE** *CHARACTERISTICS*
M19	**Metalgrafite con medio contenuto di rame.** *Metal-graphite with medium copper content.*
M192	**Metalgrafite con medio-alto contenuto di rame.** *Metal-graphite with medium-high copper content.*
M5X	**Elettrografite per generatori C.C. con alta velocità periferica, per motori a collettore a corrente trifase, motori di trazione tranviaria di grande potenza, generatori a bassa tensione, saldatrici e per anelli collettori.** *Electrographite for dc generators with high peripheral speed, for three phase current commutator motors, high-power tramway traction motors, low voltage generators, welding machines and slip rings.*
M70	**Metalcarbone con medio contenuto di rame.** *Metal-carbon with medium copper content.*
M75	**Metalcarbone con medio-alto contenuto di rame.** *Metal-carbon with medium-high copper content.*
M85	**Bronzo-Carbone con medio-alto contenuto di rame.** *Bronze-Carbon with medium-high copper content.*
N19X	**Elettrografite alte velocità per cartiere, acciaierie, con carichi medio-bassi.** *Electrographite for high speed for paper mills and steelworks with medium-high loads.*

SPAZZOLE INDUSTRIALI

INDUSTRIAL BRUSHES

Articolo *Art.*	**Dimensioni** *Dimensions*			**Materiale** *Material*	**Qualità** *Model*	**Fig.** *Fig.*	**LL. cavo mm** *LL. cable mm*	**Diam. Ø cavo** *Cable ø diam.*	**Vite bloccagg.** *Locking screw*	**Costruttore** *Manufacturer*	*
	S / *T*	**L** / *W*	**A** / *H*								
501	5	8	13	**bronzo-carbone** *bronze-carbon*	M192	1	-	-	-	**Costrutt. vari** *Various manufact.*	○
502	5	10	16	**bronzo-carbone** *bronze-carbon*	M85	1	-	-	-	**Costrutt. vari** *Various manufact.*	○
506	6	8	25	**elettrografite** *electrographite*	EG236S	5	35	1	4	**Marelli** *Marelli*	□
507	6	12	25	**elettrografite** *electrographite*	EG283	8	50	1.5	3	-	□
508	6	12.5	22	**elettrografite** *electrographite*	M5X	3	54	1.5	5	**Carrelli Linde** *Linde Forklifts*	□
509	6	16	25	**elettrografite** *electrographite*	EG283	6	55	1.5	5	**Sicme** *Sicme*	□
511 • **(510)**	6	20	25	**elettrografite** *electrographite*	EG236S	12	60	1.9	4	**Eletar** *Eletar*	□
512	6	22	21.5	**metalgrafite** *metal-graphite*	M19	15	38/30	1.9	4	**Bosch-Amer-CFR** *Bosch-Amer-CFR*	□
519 • **(517-518)**	6	28	30.5	**elettrografite** *electrographite*	M5X	73	50	2.2	5	**Carrelli** *Forklifts*	□
520	6	30	30.5	**grafite-bakelite** *graphite-bakelite*	IM31	16	75	2.4	5	**M.B.M.** *M.B.M.*	□
521	6	30	32	**elettrografite** *electrographite*	EG269	12	84	2.4	4	**Eletar** *Eletar*	□
523	6.23	31.9	30	**grafite-bakelite** *graphite-bakelite*	IM31	25	45	1.9	4	**M.B.M.** *M.B.M.*	□
525	6.3	32	32	**grafite-bakelite** *graphite-bakelite*	IM31	29	60	1.9	4	**Asea** *Asea*	□
529	6.4	10	20	**elettrografite** *electrographite*	EG571	34	40	1.9	4	**Ansaldo** *Ansaldo*	□
530	6.4	16	32	**elettrografite** *electrographite*	EG283	34	74	1.9	6	**Siemens** *Siemens*	□
534	6.4	35	32	**grafite-bakelite** *graphite-bakelite*	IM31	9	50	2.8	4	**Piller** *Piller*	□
500	7	14	18	**metalcarbone** *metal-carbon*	M70	166	100	2.4	6	**Costrutt. vari** *Various manufact.*	○
535	7	20	30	**elettrografite** *electrographite*	EG236S	19	58	2.4	4	**Eletar** *Eletar*	□
536	7	20	25	**elettrografite** *electrographite*	EG236S	12	60	1.9	4	**Eletar** *Eletar*	□
537	7	25	30	**elettrografite** *electrographite*	EG236S	16	60	2.8	4	**Eletar** *Eletar*	□
538	7	30	32	**elettrografite** *electrographite*	N19X	19	70	2.8	5	**Eletar** *Eletar*	□
539	8	10	25	**elettrografite** *electrographite*	EG571	42	35	1.5	4	**Marelli** *Marelli*	□
540	8	10	25	**elettrografite** *electrographite*	EG571	41	48	1.5	4	**Costrutt. vari** *Various manufact.*	□
541	8/6	12	20	**bronzo-carbone** *bronze-carbon*	M192	43	-	-	-	-	○
542	8	12.5	22	**elettrografite** *electrographite*	M5X	3	54	1.5	5	**Carrelli Linde** *Linde Forklifts*	□
543	8	12.5	32	**grafite-bakelite** *graphite-bakelite*	IM31	46	74	1.7	5	**Siemens** *Siemens*	□
511 • **(546)**	8	15	25	**metalcarbone** *metal-carbon*	M70	50	40	2.4	4	**Marelli** *Marelli*	○
545	8	15	25	**elettrografite** *electrographite*	EG571	6	42	1.9	4	**Costrutt. vari** *Various manufact.*	□
547	8	16	20	**bronzo-carbone** *bronze-carbon*	M85	1	-	-	-	**Costrutt. vari** *Various manufact.*	○
548	8	16	20/12	**bronzo-carbone** *bronze-carbon*	M85	45	-	-	-	**Fimet** *Fimet*	○
549	8	16	25	**elettrografite** *electrographite*	EG224	12	50	2.4	5	**Eletar** *Eletar*	□
550	8	16	25	**elettrografite** *electrographite*	EG571	9	75	1.7	4	**Piller/Sicme** *Piller/Sicme*	□
551	8	16	25	**elettrografite** *electrographite*	EG571	50	60	1.9	4	**Marelli** *Marelli*	□

***** I simboli (○ □) stanno ad indicare su quali tipi di collettori vanno montate le spazzole.
The symbols (○ □) indicate on which types of collector the brushes are to be mounted.

• Articoli unificati
Unified articles

A richiesta possiamo fornire qualunque tipo di spazzola. Si richiede l'invio del campione.
On request we can supply any kind of brush. Please send sample.

○ =  □ = 

1 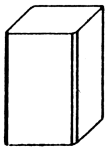	3 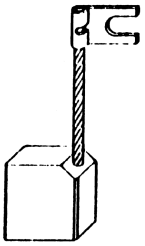	5 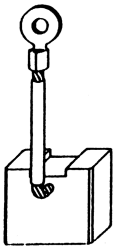	6 
8 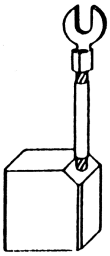	9 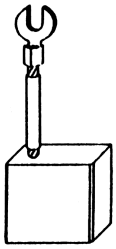	12 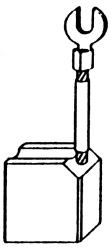	15 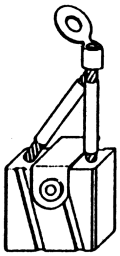
16 	19 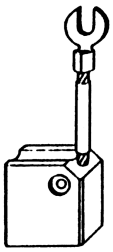	25 	29 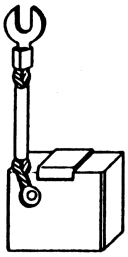
34 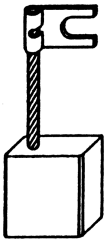	41 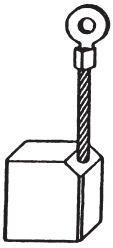	42 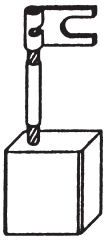	43 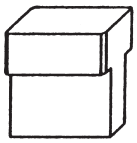
45 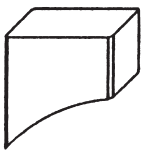	46 	50 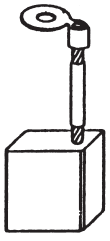	73 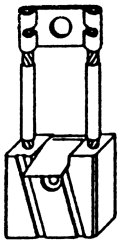
166 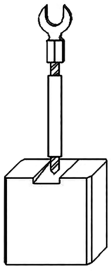			

SPAZZOLE INDUSTRIALI

INDUSTRIAL BRUSHES

Articolo *Art.*	**Dimensioni** *Dimensions*			**Materiale** *Material*	**Qualità** *Model*	**Fig.** *Fig.*	**LL. cavo mm** *LL. cable mm*	**Diam. Ø cavo** *Cable ø diam.*	**Vite bloccagg.** *Locking screw*	**Costruttore** *Manufacturer*	*
	S / *T*	**L** / *W*	**A** / *H*								
552	8	16	25	grafite-bakelite *graphite-bakelite*	IM31	52	63	1.9	6	-	□
553 • **(555)**	8	16	25	metalcarbone *metal-carbon*	M70	13	-	-	3ma	Costrutt. vari *Various manufact.*	○
554	8	16	25	elettrografite *electrographite*	EG571	41	50	1.9	4	Saicem *Saicem*	□
556	8	16	25	metalcarbone *metal-carbon*	M70	54	50	2.4	4	Costrutt. vari *Various manufact.*	○
557	8	16	25	metalcarbone *metal-carbon*	M70	41	50	2.4	4	-	○
558	8	16	25	elettrografite *electrographite*	M5X	12	50	2.4	4	-	□ ○
559	8	16	25	metalcarbone *metal-carbon*	M70	12	50	2.4	4	M.B.M.-Costrutt. vari *M.B.M.-Various manufact.*	○
560	8	16	27	grafite-bakelite *graphite-bakelite*	IM31	53	50	1.9	4	M.B.M. *M.B.M.*	□
561	8	19	28	grafite-bakelite *graphite-bakelite*	IM31	3	55	2.2	5	Elektra Farandau *Elektra Farandau*	□
562	8	20	25	elettrografite *electrographite*	M5X	62	-	-	3ma	-	□ ○
563	8	20	25	metalcarbone *metal-carbon*	M70	13	-	-	3ma	Eletar *Eletar*	○
564	8	20	27	grafite-bakelite *graphite-bakelite*	IM31	63	50	2.4	5	M.B.M. *M.B.M.*	□
565	8	20	30	elettrografite *electrographite*	EG571	64	75	2.4	4	-	□
566	8	20	32	elettrografite *electrographite*	EG571	65	50	2.4	6	Ansaldo *Ansaldo*	□
567	8	25	25	elettrografite *electrographite*	EG269	9	60	2.4	5	Piller *Piller*	□
568	8	25	30	elettrografite *electrographite*	EG269	56	70	2.4	5	Eletar *Eletar*	□
569	8	25	30	metalcarbone *metal-carbon*	M70	13	-	-	3ma	-	○
571	8	25	35	grafite-bakelite *graphite-bakelite*	IM31	70	55	2.4	4	-	□
572	8	25	40	elettrografite *electrographite*	EG571	64	64	2.4	4	Costrutt. vari *Various manufact.*	□
573 • **(574)**	8	28	30.5	elettrografite *electrographite*	M5X	73	50	3.1	5	-	□ ○
575	8	30	25	grafite-bakelite *graphite-bakelite*	IM31	74	60	1.9	5	T.I.B.B. *T.I.B.B.*	□
576	8	32	32/28	elettrografite *electrographite*	M5X	76	74	2.2	6	Carrelli Linde *Linde Forklifts*	□
577	8	32	32	elettrografite *electrographite*	M5X	77	80	2.2	5	Carrelli Linde *Linde Forklifts*	□
578 *	8	32	40	elettrografite *electrographite*	EG571	78	77	3.1	6	-	□
580	8	40	32	grafite-bakelite *graphite-bakelite*	IM31	79	50	2.2	5	Asea *Asea*	□
581 *	8	40	32/28	grafite-bakelite *graphite-bakelite*	IM31	28	75	2.2	6	Asea *Asea*	□
582	9	13	23.5	elettrografite *electrographite*	M5X	450	25	3.1	6	Carrelli Amre *Amre Forklifts*	□
583	9	16	20	metalgrafite *metal-graphite*	M19	82	34	3.1	5	-	○
585	10	12.5	22	elettrografite *electrographite*	M5X	86	54	2.4	4	Carrelli Linde *Linde Forklifts*	□
586	10	12.5	32	elettrografite *electrographite*	EG283	52	70	1.9	6	Siemens *Siemens*	□

* I simboli (○ □) stanno ad indicare su quali tipi di collettori vanno montate le spazzole.
The symbols (○ □) indicate on which types of collector the brushes are to be mounted.

• Articoli unificati
Unified articles

A richiesta possiamo fornire qualunque tipo di spazzola. Si richiede l'invio del campione.
On request we can supply any kind of brush. Please send sample.

○ =  □ = 

* **IN ESAURIMENTO** / *RUNNING OUT*

3 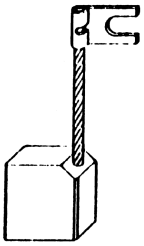	9 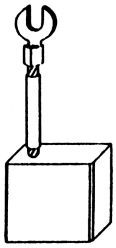	12 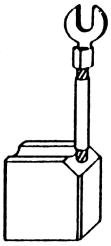	13 
28 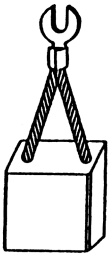	41 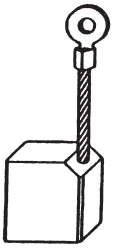	52 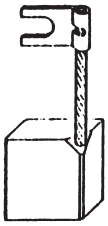	53 
54 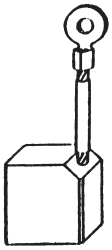	56 	62 	63 
64 	65 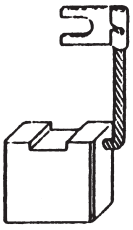	70 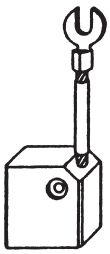	73 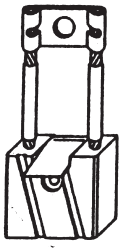
74 	76 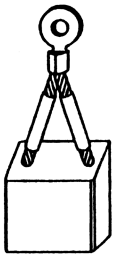	77 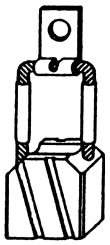	78 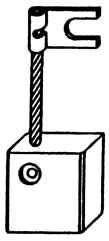
79 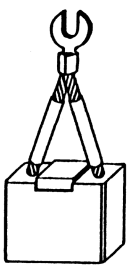	82 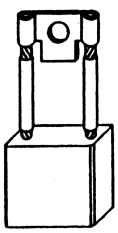	86 	450 

SPAZZOLE INDUSTRIALI

INDUSTRIAL BRUSHES

Articolo *Art.*	Dimensioni *Dimensions*			Materiale *Material*	Qualità *Model*	Fig. *Fig.*	LL. cavo mm *LL. cable mm*	Diam. Ø cavo *Cable ø diam.*	Vite bloccagg. *Locking screw*	Costruttore *Manufacturer*	*
	S / *T*	L / *W*	A / *H*								
589	10	16	25	elettrografite *electrographite*	EG283	8	70	2.2	4	Sicme *Sicme*	□
590	10	16	25	elettrografite *electrographite*	EG283	50	60	2.4	4	Marelli *Marelli*	□
591	10	16	32	grafite-bakelite *graphite-bakelite*	IM31	60	58	1.9	6	Siemens *Siemens*	□
592	10	16	40	elettrografite *electrographite*	EG283	89	50	2.2	6	Asea *Asea*	□
593	10	20	20	elettrografite *electrographite*	M5X	12	50	2.8	5	Carrelli Bosch *Bosch Forklifts*	□
594	10	20	25	metalcarbone *metal-carbon*	M70	13	-	-	4ma	Costrutt. vari *Various manufact.*	○
595	10	20	25	elettrografite *electrographite*	EG571	97	65	3.1	6	T.I.B.B. *T.I.B.B.*	□
596	10	20	26	elettrografite *electrographite*	M5X	99	45	2.4	5	CFR *CFR*	□ ○
597	10	20	30	elettrografite *electrographite*	N19X	42	75	2.8	4	Marelli *Marelli*	□
598	10	20	32	elettrografite *electrographite*	EG251	9	70	2.8	5	I.E.G. *I.E.G.*	□
599	10	20	32	grafite-bakelite *graphite-bakelite*	IM31	46	52	2.4	6	Siemens *Siemens*	□
600	10	20	32	elettrografite *electrographite*	EG283	12	85	3.1	6	Eletar *Eletar*	□
602 • **(601)**	10	20	35	metalcarbone *metal-carbon*	M70	6	72	3.1	5	Costrutt. vari *Various manufact.*	○
603	10	20	35	elettrografite *electrographite*	EG571	56	63	3.1	5	Eletar *Eletar*	□
604	10	20	35	elettrografite *electrographite*	M5X	8	75	2.8	5	-	□ ○
605	10	20	35	metalgrafite *metal-graphite*	M19	64	73	3.1	5	-	○
606	10	20	35	metalcarbone *metal-carbon*	M70	8	72	3.1	5	Costrutt. vari *Various manufact.*	○
607	10	20	35	elettrografite *electrographite*	EG251	34	75	2.8	6	Ansaldo *Ansaldo*	□
608	10	20	40	elettrografite *electrographite*	M5X	3	86	2.8	6	Elin *Elin*	□ ○
609	10	20	40	elettrografite *electrographite*	EG571	64	90	2.8	6	-	□
610	10	20	45	bronzo-carbone *bronze-carbon*	M85	1	-	-	-	Costrutt. vari *Various manufact.*	○
611	10	25	23	elettrografite *electrographite*	M5X	102	35	2.2	5	Carrelli Linde *Linde Forklifts*	□
612	10	25	25	metalcarbone *metal-carbon*	M70	13	-	-	4ma	Costrutt. vari *Various manufact.*	○
614	10	25	30	bronzo-carbone *bronze-carbon*	M85	13	-	-	4ma	Ansaldo *Ansaldo*	○
615	10	25	30	elettrografite *electrographite*	G163	34	50	2.8	5	Ansaldo *Ansaldo*	□
616	10	25	30.5	metalcarbone *metal-carbon*	M70	104	52	2.8	6	Carrelli OM *OM Forklifts*	○
618	10	25	32	elettrografite *electrographite*	EG283	3	75	2.8	6	Asea *Asea*	□
619	10	25	32	bronzo-carbone *bronze-carbon*	M85	54	85	4	6	-	○
620	10	25	32	elettrografite *electrographite*	M5X	54	82	3.5	6	-	□ ○
622	10	25	32	elettrografite *electrographite*	M5X	9	65	2.8	6	Piller *Piller*	□ ○
623	10	25	32	metalcarbone *metal-carbon*	M70	12	74	4.5	6	Eletar *Eletar*	○
624	10	25	35	metalcarbone *metal-carbon*	M70	54	75	4	6	M.B.M. *M.B.M.*	○
626	10	25	36/24	elettrografite *electrographite*	EG283	108	45	2.8	4	Ansaldo *Ansaldo*	□

***** I simboli (○ □) stanno ad indicare su quali tipi di collettori vanno montate le spazzole.
The symbols (○ □) indicate on which types of collector the brushes are to be mounted.

• Articoli unificati
Unified articles

A richiesta possiamo fornire qualunque tipo di spazzola. Si richiede l'invio del campione.
On request we can supply any kind of brush. Please send sample.

○ =  □ = 

DELL'ERBA

1 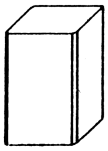	3 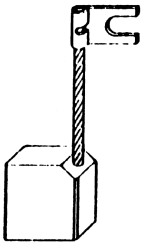	6 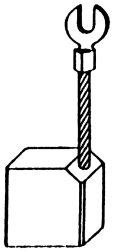	8 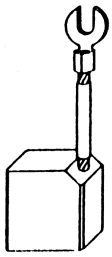
9 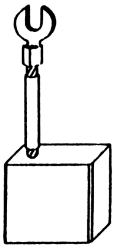	12 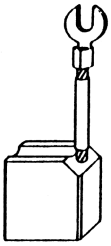	13 	34 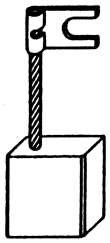
42 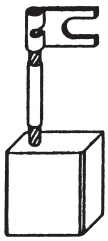	46 	50 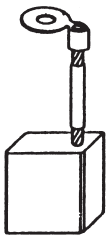	54 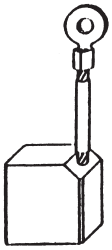
56 	60 	64 	89 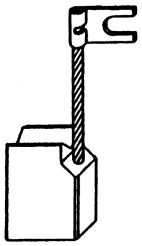
97 	99 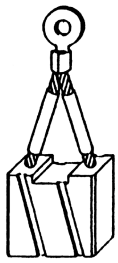	102 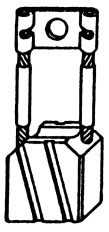	104 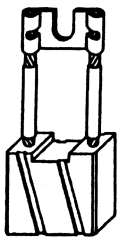
108 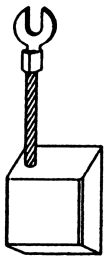			

SPAZZOLE INDUSTRIALI

INDUSTRIAL BRUSHES

Articolo *Art.*	**Dimensioni** *Dimensions*			**Materiale** *Material*	**Qualità** *Model*	**Fig.** *Fig.*	**LL. cavo mm** *LL. cable mm*	**Diam. Ø cavo** *Cable ø diam.*	**Vite bloccagg.** *Locking screw*	**Costruttore** *Manufacturer*	*
	S / *T*	**L** / *W*	**A** / *H*								
627	10	25	40	**elettrografite** *electrographite*	N19X	12	80	3.1	6	**Costrutt. vari** *Various manufact.*	□
628	10	26	30.5	**metalcarbone** *metal-carbon*	M70	112	35	3.1	5	**Costrutt. vari** *Various manufact.*	○
629	10	28	30.5	**elettrografite** *electrographite*	M5X	111	55	3.1	5	**Amre-Carer** *Amre-Carer*	□ ○
631	10	30	25	**elettrografite** *electrographite*	EG571	34	60	3.1	6	**T.I.B.B.** *T.I.B.B.*	□
632	10	30	35	**metalcarbone** *metal-carbon*	M70	113	85	3.5	6	**Marelli** *Marelli*	○
633	10	30	35	**elettrografite** *electrographite*	M5X	8	75	3.1	5	-	□ ○
634	10	30	40	**elettrografite** *electrographite*	EG571	64	82	3.1	5	**Marelli** *Marelli*	□
636	10	32	30	**metalgrafite** *metal-graphite*	M19	11	80	3.1	6	**Carrelli OM** *OM Forklifts*	○
637	10	32	30	**elettrografite** *electrographite*	M5X	11	70	3.5	6	**Carrelli OM** *OM Forklifts*	□
638	10	32	32	**elettrografite** *electrographite*	M5X	77	50	2.8	5	**Carrelli Linde** *Linde Forklifts*	□
640	12	20	30	**elettrografite** *electrographite*	M5X	117	85	3.1	4	**Amre** *Amre*	□ ○
646	12	20	35	**metalgrafite** *metal-graphite*	M19	6	67	3.5	6	**Eletar** *Eletar*	○
647	12	20	35	**metalcarbone** *metal-carbon*	M70	8	67	4	6	**M.B.M.** *M.B.M.*	○
648	12	20	35	**elettrografite** *electrographite*	EG571	92	70	3.1	6	**Costrutt. vari** *Various manufact.*	□
651	12	25	35	**elettrografite** *electrographite*	EG571	56	83	3.5	6	**Eletar** *Eletar*	□
652	12	25	40	**bronzo-carbone** *bronze-carbon*	M85	6	100	4	6	-	○
654	12	25	32	**metalcarbone** *metal-carbon*	M70	13	-	-	5ma	**Costrutt. vari** *Various manufact.*	○
655	12	25	40	**metalcarbone** *metal-carbon*	M70	8	100	4	6	**M.B.M.** *M.B.M.*	○
658	12	32	32	**bronzo-carbone** *bronze-carbon*	M85	13	-	-	5ma	**Costrutt. vari** *Various manufact.*	○
659	12	32	32/28	**elettrografite** *electrographite*	M5X	76	70	3.5	6	**Leroy** *Leroy*	□ ○
660	12	40	45	**bronzo-carbone** *bronze-carbon*	M85	13	-	-	5ma	**Costrutt. vari** *Various manufact.*	○
662	12.5	20	32	**elettrografite** *electrographite*	EG283	52	60	3.5	6	**Ansaldo** *Ansaldo*	□
666	12.5	25	32	**elettrografite** *electrographite*	EG571	9	60	3.5	6	**Piller** *Piller*	□
667	12.5	25	32	**metalcarbone** *metal-carbon*	M70	9	71	4.5	6	**Ansaldo-Marelli** *Ansaldo-Marelli*	○
668	12.5	25	32	**elettrografite** *electrographite*	M5X	127	74	3.1	6	**OM** *OM*	□ ○
669	12.5	25	32	**elettrografite** *electrographite*	EG571	121	95	3.5	6	**Isea** *Isea*	□
670	12.5	25	32	**metalgrafite** *metal-graphite*	M19	129	72	4	6	**Linde** *Linde*	○
671	12.5	25	32	**elettrografite** *electrographite*	M5X	75	62	3.5	6	**Esab** *Esab*	□ ○
820	12.5	25	32	**metalcarbone** *metal-carbon*	M70	13	-	-	5ma	**Costrutt. vari** *Various manufact.*	○
672	12.5	25	35	**elettrografite** *electrographite*	EG283	59	75	3.5	5	**Comer** *Comer*	□
673	12.5	25	35	**elettrografite** *electrographite*	M5X	130	54	2.8	5	**CFR** *CFR*	□ ○
674	12.5	32	25	**elettrografite** *electrographite*	M5X	11	80	2.8	5	**Eletar/OM** *Eletar/OM*	□ ○

*** I simboli (○ □) stanno ad indicare su quali tipi di collettori vanno montate le spazzole.**
The symbols (○ □) indicate on which types of collector the brushes are to be mounted.

• **Articoli unificati**
Unified articles

A richiesta possiamo fornire qualunque tipo di spazzola. Si richiede l'invio del campione.
On request we can supply any kind of brush. Please send sample.

○ =  □ = 

6 	8 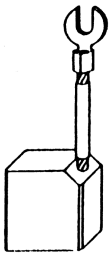	9 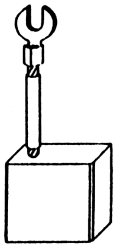	11 
12 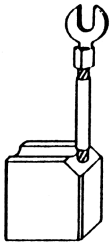	13 	34 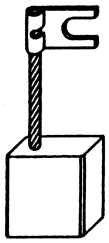	52 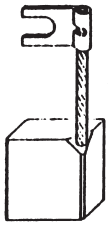
56 	59 	64 	75 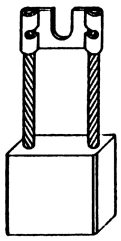
76 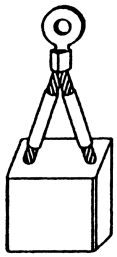	77 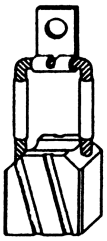	92 	111 
112 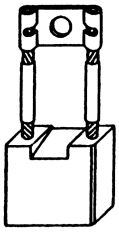	113 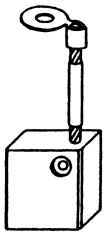	117 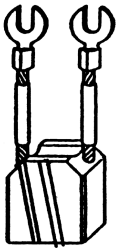	121 
127 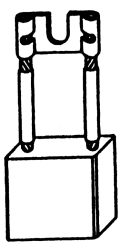	129 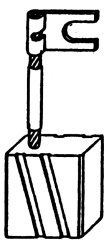	130 	

SPAZZOLE INDUSTRIALI

INDUSTRIAL BRUSHES

Articolo *Art.*	Dimensioni *Dimensions*			Materiale *Material*	Qualità *Model*	Fig. *Fig.*	LL. cavo mm *LL. cable mm*	Diam. Ø cavo *Cable ø diam.*	Vite bloccagg. *Locking screw*	Costruttore *Manufacturer*	*
	S / *T*	L / *W*	A / *H*								
675	12.5	32	32	elettrografite *electrographite*	EG263	132	85	2.8	6	Ansaldo *Ansaldo*	□
676	12.5	32	32	elettrografite *electrographite*	M5X	131	74	3.1	6	Linde *Linde*	□ ○
678	12.5	32	32	elettrografite *electrographite*	EG283	133	75	2.8	8	Siemens *Siemens*	□
679	12.5	32	38	metalgrafite *metal-graphite*	M19	134	85	3.1	7	Linde *Linde*	○
680	12.5	32	40	elettrografite *electrographite*	EG571	75	100	3.1	6	-	□
681	12.5	32	40	elettrografite *electrographite*	EG283	8	85	3.1	9	Sicme *Sicme*	□
682	12.5	32	40	elettrografite *electrographite*	G163	127	100	2.4	6	Ansaldo *Ansaldo*	□
810	12.5	32	40	elettrografite *electrographite*	EG283	237	80	3.2	6.5	ABB *ABB*	□
821	12.5	32	40	metalcarbone *metal-carbon*	M70	13	-	-	5ma	Costrutt. vari *Various manufact.*	○
684	15	20	25	metalcarbone *metal-carbon*	M70	95	-	-	-	T.I.B.B. *T.I.B.B.*	○
688	15	20	35	elettrografite *electrographite*	EG571	56	80	3.1	5	Eletar-OM *Eletar-OM*	□
694	15	30	30	elettrografite *electrographite*	EG571	140	90	4.5	7	T.I.B.B. *T.I.B.B.*	□
699	15	30	45	bronzo-carbone *bronze-carbon*	M85	41	90	5.5	8	-	○
704	16	20	32	elettrografite *electrographite*	EG283	52	60	3.5	5	Ansaldo *Ansaldo*	□
706	16	25	32	elettrografite *electrographite*	M5X	75	62	3.5	7	Esab *Esab*	□ ○
707	16	25	32	elettrografite *electrographite*	EG571	9	75	4	6	Ansaldo *Ansaldo*	□
708	16	25	35	metalcarbone *metal-carbon*	M70	6	80	4.5	6	Asea *Asea*	○
710 • (709)	16	25	40	elettrografite *electrographite*	EG571	146	110	3.5	6	Costrutt. vari *Various manufact.*	□
711	16	32	30	elettrografite *electrographite*	M5X	11	80	3.5	6	OM *OM*	□ ○
713	16	32	32	elettrografite *electrographite*	EG283	133	85	3.1	8	Siemens *Siemens*	□
717 *	16	32	35	bronzo-carbone *bronze-carbon*	M85	13	-	-	6ma	Ansaldo *Ansaldo*	○
718	16	32	40	elettrografite *electrographite*	EG283	75	90	3.1	8	Ansaldo *Ansaldo*	□
719	16	32	40	metalcarbone *metal-carbon*	M75	9	90	5	8	Ansaldo-Marelli *Ansaldo-Marelli*	○
720	16	32	40	metalcarbone *metal-carbon*	M70	6	85	5	9	Costrutt. vari *Various manufact.*	○
721	16	32	40	bronzo-carbone *bronze-carbon*	M85	8	85	5	9	-	○
722	16	32	40	metalcarbone *metal-carbon*	M70	168	112	5	8	-	○
723	16	32	40	elettrografite *electrographite*	EG571	75	100	3.5	6	Ansaldo *Ansaldo*	□
811	16	32	45	elettrografite *electrographite*	EG571	238	75	3.4	6.5	Cear *Cear*	□
724	16	37	35	elettrografite *electrographite*	M5X	153	67	4	8	Cesab *Cesab*	□ ○
755 • (753-754)	20	32	40	metalcarbone *metal-carbon*	M70	165	112	5	8	M.B.M. *M.B.M.*	○
756	20	32	40	elettrografite *electrographite*	EG571	75	100	4.5	6	Ansaldo *Ansaldo*	□

* I simboli (○ □) stanno ad indicare su quali tipi di collettori vanno montate le spazzole.
The symbols (○ □) indicate on which types of collector the brushes are to be mounted.

• Articoli unificati
Unified articles

A richiesta possiamo fornire qualunque tipo di spazzola. Si richiede l'invio del campione.
On request we can supply any kind of brush. Please send sample.

○ = 

□ = 

*** IN ESAURIMENTO** / *RUNNING OUT*

6 	8 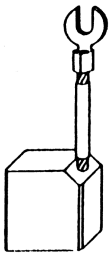	9 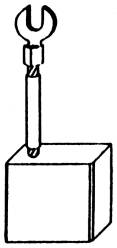	11 
13 	41 	52 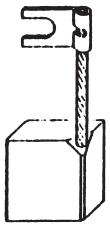	56 
75 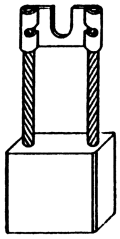	95 	127 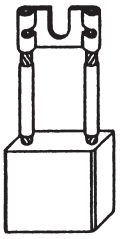	131 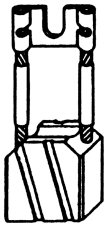
132 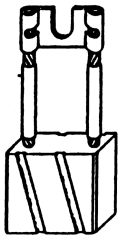	133 	134 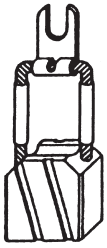	140 
146 	153 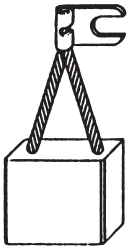	165 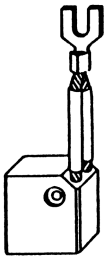	168 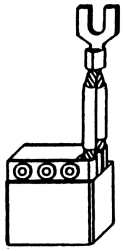
237 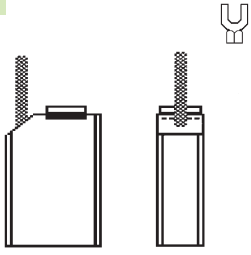	238 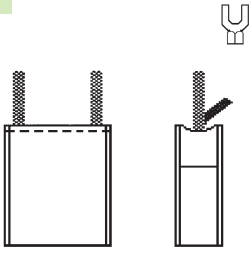		

SPAZZOLE INDUSTRIALI

INDUSTRIAL BRUSHES

Articolo *Art.*	**Dimensioni** *Dimensions*			**Materiale** *Material*	**Qualità** *Model*	**Fig.** *Fig.*	**LL. cavo mm** *LL. cable mm*	**Diam. Ø cavo** *Cable ø diam.*	**Vite bloccagg.** *Locking screw*	**Costruttore** *Manufacturer*	*
	S / *T*	**L** / *W*	**A** / *H*								
758	20	40	40	**metalcarbone** *metal-carbon*	M70	168	112	5.5	8	-	○
760	20	40	45	**metalcarbone** *metal-carbon*	M70	163	100	5	8	**Costrutt. vari** *Various manufact.*	○
766	25	40	40	**elettrografite** *electrographite*	M5X	177	112	5.5	8	**Fimet** *Fimet*	□○
767	25	40	45	**metalcarbone** *metal-carbon*	M70	163	108	5.5	8	**Eletar** *Eletar*	○
768	30	30	30	**metalgrafite** *metal-graphite*	M19	181	105	5	7 mm (Faston)	**T.I.B.B.** *T.I.B.B.*	○
770	30	30	35	**elettrografite** *electrographite*	EG571	161	95	3.5	8	**T.I.B.B.** *T.I.B.B.*	□
772	32	40	45	**metalcarbone** *metal-carbon*	M70	165	105	5.5	8	**Ansaldo** *Ansaldo*	○
701	5+5	16	29	**elettrografite** *electrographite*	EG236S	189	85	1.25	7	**Siemens** *Siemens*	□
729	5+5	20	32	**elettrografite** *electrographite*	EG283	189	85	1.5	10 mm (Faston)	**Siemens** *Siemens*	□
774	6+6	20	32	**grafite-bakelite** *graphite-bakelite*	IM31	184	55	1.9	4	-	□
730	6.2+6.2	20	32	**elettrografite** *electrographite*	EG283	189	85	1.5	10 mm (Faston)	**Siemens** *Siemens*	□
776	6.3+6.3	25	32	**elettrografite** *electrographite*	IM31	190	75	2.4	5	-	□
777	6.4+6.4	20	32	**grafite-bakelite** *graphite-bakelite*	IM31	184	55	1.9	4	-	□
778	6.4+6.4	22	32	**grafite-bakelite** *graphite-bakelite*	IM31	190	55	1.9	4	-	□
780	8+8	16	27	**metalcarbone** *metal-carbon*	IM31	193	50	1.9	4	**M.B.M.** *M.B.M.*	□
781	8+8	20	27	**grafite-bakelite** *graphite-bakelite*	IM31	193	50	2.4	5	**M.B.M.** *M.B.M.*	□
783	8+8	25	30	**grafite-bakelite** *graphite-bakelite*	IM31	193	55	2.4	4	-	□
787 *	8+8	32	40	**elettrografite** *electrographite*	EG283	199	70	3.1	6	-	□
814	8+8	32	45	**elettrografite** *electrographite*	EG571	231	75	2/6	6.5	**Cear** *Cear*	□
815	8+8	32	52	**elettrografite** *electrographite*	EG571	232	80	2/6	6.5	**IEC** *IEC*	□
790	8+8	40	35	**elettrografite** *electrographite*	M5X	196	67	3.1	8	-	□○
791	8+8	40	45	**elettrografite** *electrographite*	EG283	204	108	2.2	6	-	□
792	10+10	25	40	**elettrografite** *electrographite*	EG283	195	80	1.9	7	-	□
793	10+10	32	40	**elettrografite** *electrographite*	EG571	198	90	2.2	6	-	□
794	10+10	32	45	**elettrografite** *electrographite*	EG571	209	100	3.1	6	-	□
798	12.5+12.5	32	45	**elettrografite** *electrographite*	EG283	215	90	3.1	7	-	□
819	12.5+12.5	40	65	**elettrografite** *electrographite*	EG571	236	160	3/5	6.5	**Ansaldo** *Ansaldo*	□

* I simboli (○ □) stanno ad indicare su quali tipi di collettori vanno montate le spazzole.
The symbols (○ □) indicate on which types of collector the brushes are to be mounted.

• Articoli unificati
Unified articles

A richiesta possiamo fornire qualunque tipo di spazzola. Si richiede l'invio del campione.
On request we can supply any kind of brush. Please send sample.

○ =  □ = 

* **IN ESAURIMENTO** / *RUNNING OUT*

161 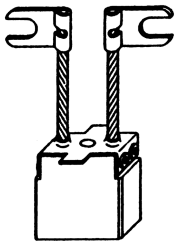	163 	165 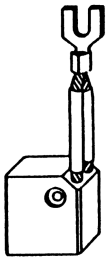	168 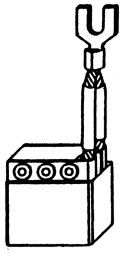
177 	181 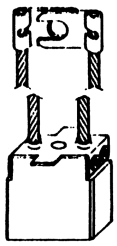	184 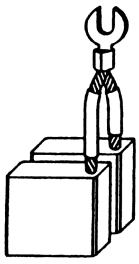	189 
190 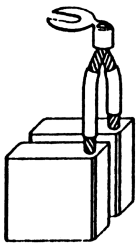	193 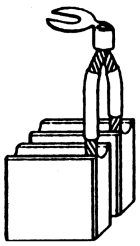	195 	196 
198 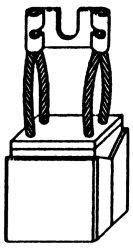	199 	204 	209 
215 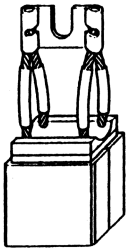	231 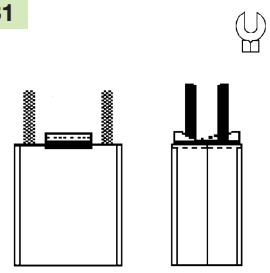	232 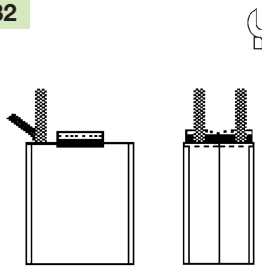	236 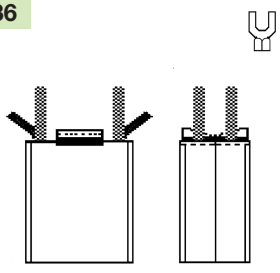

SPAZZOLE PER MOTORI A BASSA TENSIONE

BRUSHES FOR LOW-VOLTAGE MOTORS

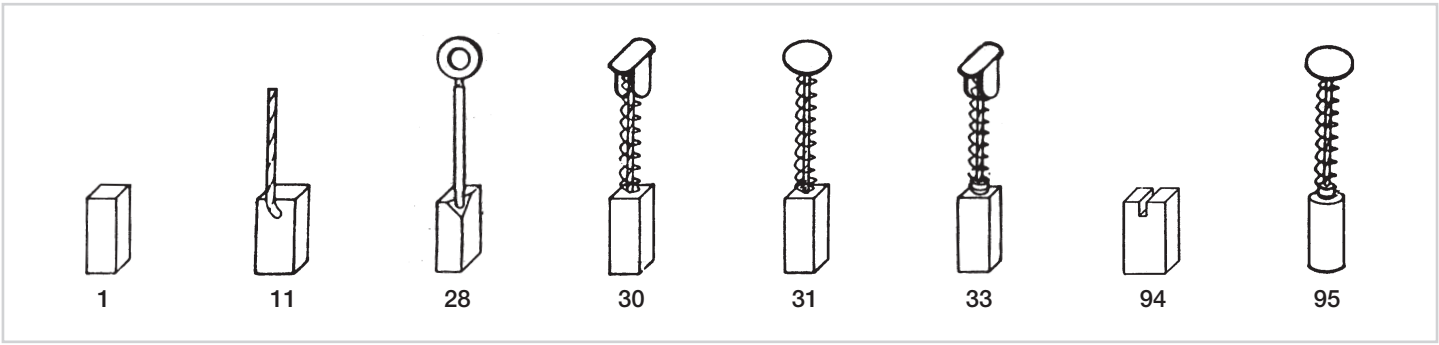

Articolo *Art.*	**Ø Dimensioni mm** *Ø Dimensions mm*	**Materiale** *Material*	**Qualità** *Model*	**Figura** *Figure*
4051	6x22/20	**metalgrafite** / *metalgraphite*	CMH3	95
4002	3x4x13	**elettrografite** / *electrographite*	EGO	30
4003	3x4x14	**argento-grafite** / *silver-graphite*	AG84	30
4052 *	3x4x15	**metalgrafite** / *metalgraphite*	M70	30
4004 *	3.1x4.1x10	**argento-grafite** / *silver-graphite*	SM3	30
4005 *	3.1x4.1x10	**elettrografite** / *electrographite*	EGO	31
4053	4x4x10	**metalgrafite** / *metalgraphite*	M70	11
4007	4.5x4.5x16/14	**elettrografite** / *electrographite*	EGO	33
4009	4x5x10	**argento-grafite** / *silver-graphite*	SM3	30
4054	4x5x13	**metalgrafite** / *metalgraphite*	M70	30
4006	4x5x15	**argento-grafite** / *silver-graphite*	SM3	30
4011 *	4.3x5x10	**argento-grafite** / *silver-graphite*	SM3	28
4055	5x5x16	**metalgrafite** / *metalgraphite*	M70	31
4056	5x6x13	**metalgrafite** / *metalgraphite*	M70	30
4013	5x6x15	**elettrografite** / *electrographite*	EGO	30
4057	5x8x20/18	**metalgrafite** / *metalgraphite*	M70	33
4058	6x8x23/20	**metalgrafite** / *metalgraphite*	CM5H	33
4059	6x9x25/22	**metalgrafite** / *metalgraphite*	M70	33
4014	6.1x9.1x23/21	**metalgrafite** / *metalgraphite*	CM9	33
4060	6x10x25	**metalgrafite** / *metalgraphite*	M70	1
4015	7x10x21/18	**metalgrafite** / *metalgraphite*	CM3H	33

*** IN ESAURIMENTO**
RUNNING OUT

PORTASPAZZOLE PER COLLETTORI AD ANELLI

BRUSH HOLDER FOR SLIP RINGS

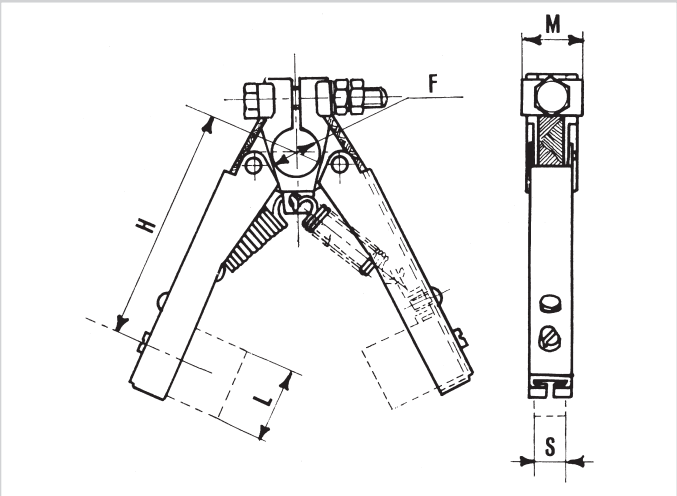

- Morsetto in ottone fuso, leve portaspazzole in lamiera di ottone stampata non concentrica con il perno di fissaggio.
- Spazzole fissate con vite o a pressione.
- Il passaggio corrente tra spazzola e morsetto avviene mediante piattina di rame flessibilissima stagnata alle due estremità di contatto.

- *Cast brass clamp, brush holder lever in drop-forged brass plate, not concentric with fixing pin.*
- *Brushes fixed with screw or pressure-fitted.*
- *Current passes between the brush and the clamp by means of an extra-flexible copper plate, tin-plated at the two contact ends.*

Articolo *Art.*	L / S		**H**	**M**	**F**
	S **Spessore** *Thickness*	**L** **Larghezza** *Width*			
BPS.674	5	8	35	9	10
BPS.675	5	10	40	9	10
BPS.676	8	12	42	13	10
BPS.684	8	16	44	13	12
BPS.685	8	16	50	13	12
BPS.686	8	16	62	13	12
BPS.687	8	16	65	13	16
BPS.688	8	16	70	13	12
BPS.689	8	20	60	13	12
BPS.690	8	20	70	13	16
BPS.691	8	25	65	13	12
BPS.692	10	20	65	15	16
BPS.693	10	25	63	15	16
BPS.694	12	25	84	16	16
BPS.695	12	32	80	16	16
BPS.696	16	32	110	20	16

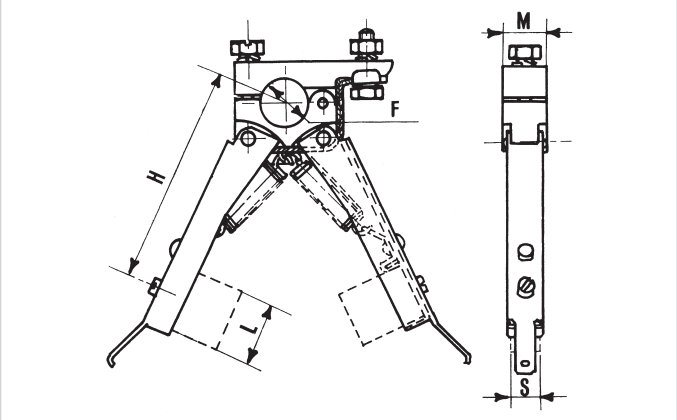

Articolo *Art.*	L / S		**H**	**M**	**F**
	S **Spessore** *Thickness*	**L** **Larghezza** *Width*			
BPS.705	10	25	71	15	18
BPS.715	20	40	110	25	22

IN ESAURIMENTO
RUNNING OUT

- Morsetto in ottone fuso e apribile a cerniera, leva portaspazzole in lamiera di ottone stampata non concentrica con il perno di fissaggio.
- Il passaggio corrente tra spazzola e morsetto avviene mediante piattina di rame flessibilissima stagnata alle due estremità di contatto.

- *Openable hinged cast brass clamp, brush holder lever in drop-forged brass plate, not concentric with the fixing pin.*
- *Current passes between the brush and the clamp by means of an extra-flexible copper plate, tin-plated at the two contact ends.*

PORTASPAZZOLE PER COLLETTORI AD ANELLI

BRUSH HOLDER FOR SLIP RINGS

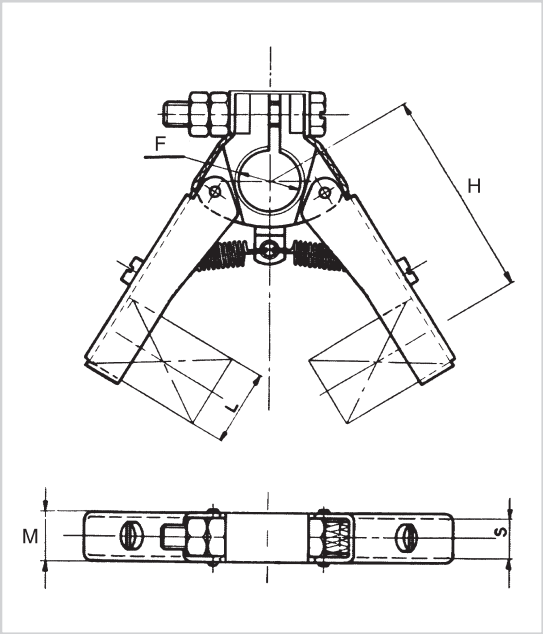

- Portaspazzole con morsetto in plastica ad alta resistenza con foro tondo.
- Leve portaspazzole in lamiera di ottone stampata. Il passaggio di corrente tra spazzola e morsetto avviene mediante piattina di rame flessibilissima.

- *Brush holder complete with high resistant plastic clamp with round hole.*
- *Brush holder levers in drop-forged brass plate. Current passes between the brush and the clamp by means of an extra-flexible copper plate.*

Articolo *Art.*	L S		**H**	**M**	**F**
	S **Spessore** *Thickness*	**L** **Larghezza** *Width*			
TPS.708 tondo/*round*	5	8	35	10	10 - Ø.10
TPS.710 tondo/*round*	5	10	35	10	10 - Ø.10

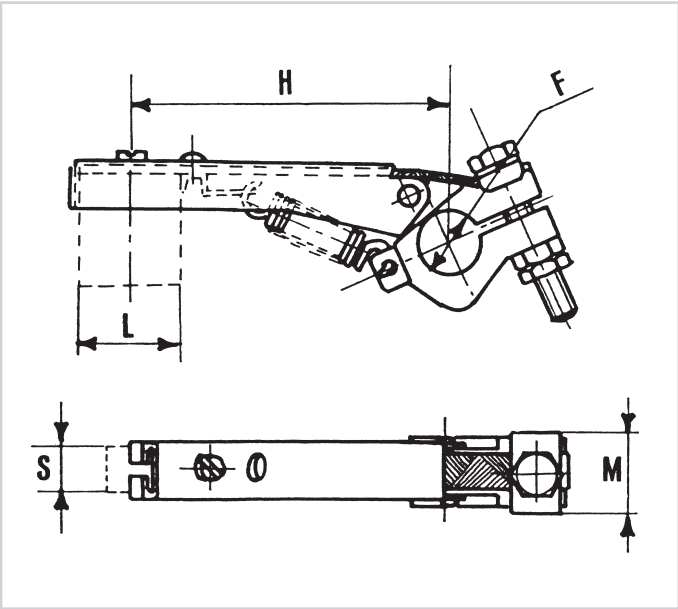

Articolo *Art.*	L S		**H**	**M**	**F**
	S **Spessore** *Thickness*	**L** **Larghezza** *Width*			
UPS.634	5	8	35	9	10
UPS.635	5	10	40	9	10
UPS.636	8	12	42	13	10
UPS.644	8	16	44	13	12
UPS.648	8	20	60	13	12
UPS.649	8	20	70	13	16
UPS.651	10	20	65	15	16
UPS.652	10	25	63	15	16
UPS.653	12	25	84	16	16

- Morsetto in ottone fuso, leve portaspazzole in lamiera di ottone stampata non concentrica con il perno di fissaggio.
- Spazzola fissata con vite o a pressione.
- Il passaggio corrente tra spazzola e morsetto avviene mediante piattina di rame flessibilissima stagnata alle due estremità di contatto.

- *Cast brass clamp, brush holder levers in drop-forged brass plate, not concentric with the fixing pin.*
- *Brush fixed with screw or pressure fitted.*
- *Current passes between the brush and the clamp by means of an extra-flexible copper plate, tin-plated at the two contact ends.*

PORTASPAZZOLE PER COLLETTORI AD ANELLI

BRUSH HOLDER FOR SLIP RINGS

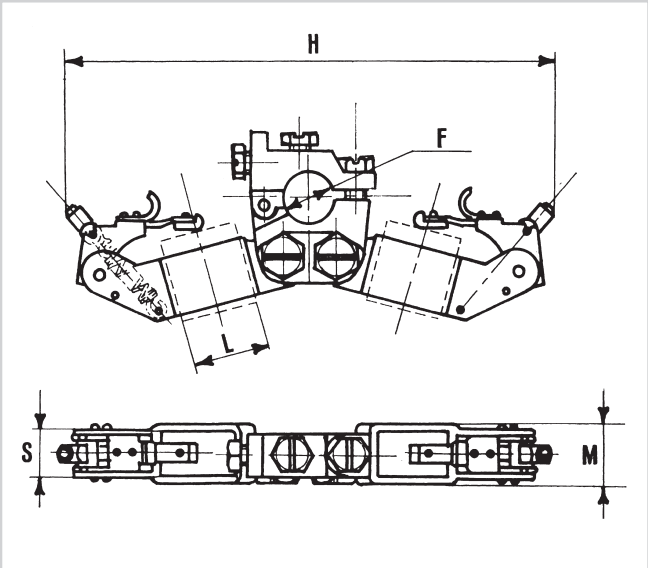

Articolo *Art.*	L / S		H	M	F
	S **Spessore** *Thickness*	**L** **Larghezza** *Width*			
FPS.601	10	20	150	16	20
FPS.603	10	25	160	16	20
FPS.605	12.5	25	166	19	20
FPS.610	16	32	205	23.5	20
FPS.615	20	32	210	26	20
FPS.617	20	40	245	26	25
FPS.620	25	40	245	30	30
FPS.612	16	40	245	23.5	20

- Portaspazzole in ottone fuso.
- Morsetto apribile a cerniera .
- Arresto della leva premispazzola nella parte superiore per cambio spazzole.
- Molla di pressione regolabile in filo di acciaio.
- Si possono adattare i bracci in diverse inclinazioni e vengono sincronizzati tramite ingranaggio incorporato.

- *Cast brass brush holder.*
- *Openable hinged clamp.*
- *Brush presser lever stop at the top for brush change.*
- *Adjustable steel-wire pressure spring.*
- *The arms can be adjusted to different inclinations and they are synchronized by means of built-in gears.*

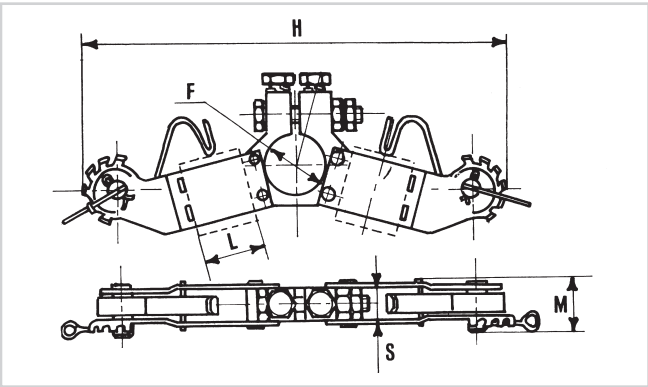

Articolo *Art.*	L / S		H	M	F	Ø collettore *Ø slip ring*
	S **Spessore** *Thickness*	**L** **Larghezza** *Width*				
FPS.624	8	16	100	16.5	12	52 - 60
FPS.625	8	16	100	16	16	91 - 101
FPS.632	10	30	150	18	16	120 - 130

- Portaspazzole per macchine ad anelli con bracci ad angolazione fissa.
- Si possono adattare i bracci in diverse inclinazioni e vengono sincronizzati tramite ingranaggio incorporato.
- Arresto del tipo premispazzole in alto per cambio spazzole.

- *Brush holder for ring machines with fixed-angle arms.*
- *Cast brass clamp, drop-forged brass plate arms nailed to the clamp.*
- *Brush presser stop at the top for brush change.*

PORTASPAZZOLE IN CORRENTE CONTINUA

DC BRUSH HOLDER

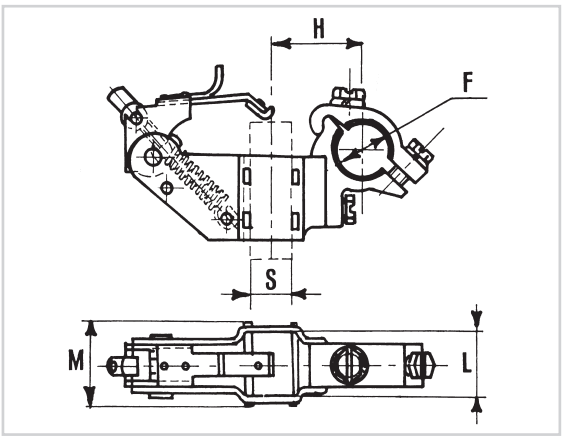

serie / *series* **K**

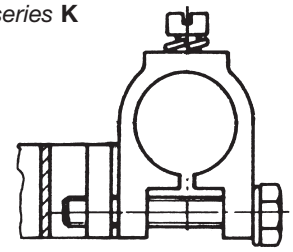

COMPLETI DI BLOCCHETTO / *COMPLETE WITH BLOCK*

- Corpo in lamiera di ottone stampata, blocchetto in profilo ottone apribile a griffa, molla di pressione regolabile in filo d'acciaio ad elica.
- Arresto in alto della leva premispazzola per cambio della spazzola.

- *Body in drop-forged brass plate, block in brass profile with openable jaw, adjustable pressure spring made of steel wire helix.*
- *Adjustable, spiral, steel-wire pressure spring. Brush presser stop at the top for brush change.*

Articolo *Art.*	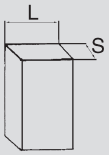		**H**	**M**	**Blocchetto** *Block*	
	S **Spessore** *Thickness*	**L** **Larghezza** *Width*			**Serie** *Series*	**F Ø**
RPS.725	12	20	26	24	k	16
RPS.731	8	25	29	27	k	16

IN ESAURIMENTO
RUNNING OUT

PORTAMOLLA COMPLETO DI MOLLA A PRESSIONE COSTANTE PER PORTASPAZZOLE A CASSETTI

SPRING HOLDER COMPLETE WITH CONSTANT COMPRESSION SPRING FOR TWO-DRAWER BRUSH HOLDER

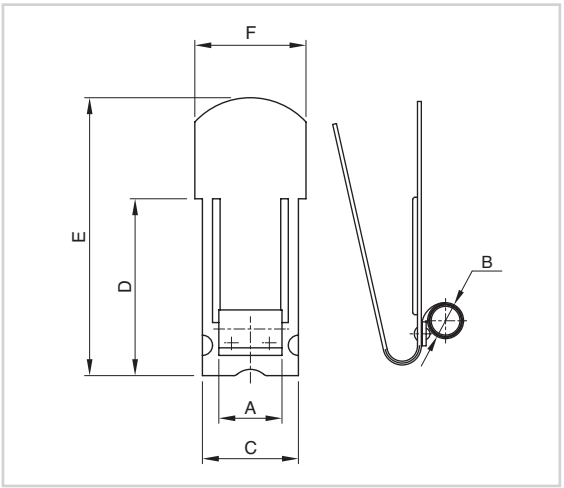

Articolo *Art.*	**A**	**B**	**C**	**D**	**E**	**F**	**Pressione portamolle N** *Spring presse N*
MP.42	12.40	**11.20**	19	35	55	22	10
MP.48	14.90	**14.50**	19	35	55	22	12.8
MP.51	14.90	**16.25**	19	35	55	22	16
MP.54	12.40	**11.80**	19	35	55	22	10
MP.85	14.90	**20.80**	19	35	55	22	20
MP.90	12.40	**8.90**	19	35	55	22	8
MP.41	11.95	**8.15**	16	27	45	22	6.2
MP.59	9.45	**7.45**	16	27	45	22	5

PRESE DI CORRENTE ROTANTI

ROTATING POWER SOCKETS

SU RICHIESTA è possibile fornire prese rotanti per applicazioni su: macchine confezionatrici avvolgitori, macchine insaccamento, macchine per la pelletteria, centri di lavoro. Per informazioni contattare il nostro ufficio commerciale.
ON REQUEST, rotating sockets can be supplied for applications on: packaging machines, wrapping machines, bagging machines, leather-ware machines, machining centres. For more details, please contact our sales department.

PR.100



PR.101



PR.102



PR.103



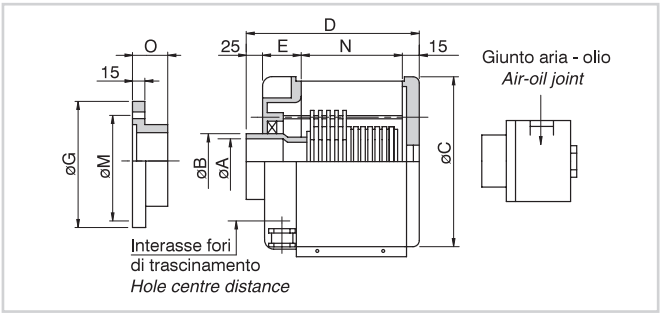

CARATTERISTICHE TECNICHE
Anelli in bronzo. Portaspazzole a doppio braccio in ottone.
Base portante e testata superiore in alluminio.
Carter di chiusura in acciaio inox composto da due metà apribili.
Albero in acciaio montato su cuscinetti a sfera. Protezione IP55.

TECHNICAL SPECIFICATIONS
Bronze rings. Double-arm brass brush holder.
Aluminium support base and upper head.
Stainless steel cover made up of two halves to be opened.
Steel shaft mounted on ball bearings. IP55 protection.

PER POTERE EVADERE LA VOSTRA RICHIESTA INDICARE I SEGUENTI DATI:
IN ORDER TO PROCESS YOUR REQUEST PLEASE ALWAYS SPECIFY THE FOLLOWING DETAILS:

PARAMETRI / *PARAMETERS* - **POTENZA** / *POWER*			
N° Anelli / *No. of Rings*			
Tensione (V.) / *Voltage (V)*			
Corrente (A.) / *Current (A)*			
SEGNALI / *SIGNALS*			
N° Anelli / *No. of Rings*			
Tensione (V.) / *Voltage (V)*			
Corrente (A.) / *Current (A)*			
Collegamenti / *Connections*	• **Festoni cavi** / *Cable terminals*	• **Morsettiera** / *Terminal board*	• **Morsettiera** / *Terminal board*
Attacco / *Coupling*	• **Flangia** / *Flange*	• **Albero** / *Shaft*	• **Albero** / *Shaft*
Tipo giunto/ N° vie / *Joint type/No.of ways*	** **Aria/N°** / *Air/No.*	** **Olio/N°** / *Oil/No.*	• **Olio/N°** / *Oil/No.*
Tipo passacavo / *Type of cable entry*			
Altezza max (D) / *Max. height (D)*			
Diametro max (C) / *Max. diameter (C)*			
Spessore flangia (O) / *Flange thickness (O)*			

* **Aria = collegamento all'aria compressa** / *Air: connection to compressed air.*
* **Olio = collegamento oleodinamico** / *Oil: connection to hydraulic system.*

COLLETTORI AD ANELLI

SLIP RINGS

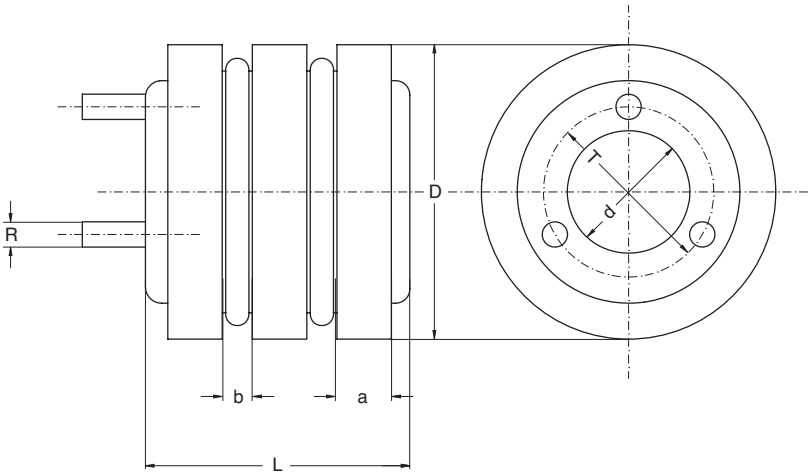

SU RICHIESTA POSSIAMO FORNIRE COLLETTORI SPECIALI A DISEGNO.
ON REQUEST SPECIAL SLIP RINGS CAN BE MADE ACCORDING TO CUSTOMER'S SPECIFICATIONS.



2 ANELLI / *2 RINGS*

Articolo *Art.*	**D Ø Collettore** *D Slip ring Ø*	**a Larg. anello** *a ring Width*	**b Isolante** *b Insulat.*	**d Ø max. foratura** *d max Hole Ø*	**R Ø Perni ma** *R Pin Ø ma*	**L Altezza colett.** *L ring Height*	**Ampere ammissib.** *permit. Ampères*
6202	40	7	5	18	4	30	10
6203	40	10	7	18	4	37	10
6204	52	9	7	24	5	35	20
6205	60	10	7	28	6	37	25
6206	60	12	7	28	6	41	25
6207	70	10	7	32	6	37	25
6208	70	13	6	32	6	42	25
6209	80	12	7	40	6	42	25
6210	91	12	6	42	6	41	40
6211	91	14	7	42	8	45	50
6212	91	17	8	42	8	59	100
6213	101	14	10	52	8	48	100
6214	112	8	6	55	5	34	50
6215	112	14	10	48	10	55	100

I COLLETTORI VENGONO FORNITI CON FORO GREZZO
SLIP RINGS ARE PROVIDED WITH HOLE RAW

COLLETTORI AD ANELLI

SLIP RINGS



3 ANELLI / *3 RINGS*

Articolo *Art.*	**D Ø Collettore** *D Slip ring Ø*	**a Larg. anello** *a ring Width*	**b Isolante** *b Insulat.*	**d Ø max. foratura** *d max Hole Ø*	**R Ø Perni ma** *R Pin Ø ma*	**L Altezza colett.** *L ring Height*	**Ampere ammissib.** *permit. Ampères*
6304	40	7	5	18	4	42	10
6305	40	10	7	18	4	54	10
6306	52	9	7	24	5	51	20
6307	60	10	7	28	6	54	25
6308	60	12	7	28	6	60	25
6309	70	10	7	32	6	54	25
6310	70	13	6	32	6	61	25
6311	80	12	7	40	6	61	25
6312	91	12	6	42	6	59	40
6313	91	14	7	42	8	66	50
6314	91	14	10	42	8	72	50
6315	91	17	8	42	8	84	100
6316	101	14	10	52	8	72	100
6317	112	8	6	55	5	48	50
6318	112	14	10	55	10	72	100
6319	121	15	10	65	12	75	100
6320	121	20	10	65	12	90	150
6321	131	20	11	70	12	100	150
6322	140	16	11	75	10	80	100
6323	140	20	15	75	12	100	150
6324	151	20	16	75	12	102	150
6325	160	25	10	75	12	106	150
6326	180	25	16	90	12	119	150
6327	200	25	17	110	14	122	200
6328	225	32	14	130	14	146	300
6329	250	30	20	150	14	150	300



4 ANELLI / *4 RINGS*

Articolo *Art.*	**D Ø Collettore** *D Slip ring Ø*	**a Larg. anello** *a ring Width*	**b Isolante** *b Insulat.*	**d Ø max. foratura** *d max Hole Ø*	**R Ø Perni ma** *R Pin Ø ma*	**L Altezza colett.** *L ring Height*	**Ampere ammissib.** *permit. Ampères*
6402	52	9	7	24	5	67	20
6403	60	10	7	28	6	71	25
6404	60	12	7	28	6	79	25
6405	70	10	7	32	6	71	25
6406	70	13	6	32	6	80	25
6407	80	12	7	40	6	80	25
6408	91	14	7	42	8	87	50
6409	101	14	10	52	8	96	100
6410	112	8	6	55	5	62	50
6411	121	20	10	65	12	120	150
6412	151	20	10	65	12	120	150
6413	160	25	10	75	12	141	150

I COLLETTORI VENGONO FORNITI CON FORO GREZZO
SLIP RINGS ARE PROVIDED WITH HOLE RAW

DELL'ERBA Srl
RICAMBI MOTORI ELETTRICI

MACCHINARI ED ATTREZZATURE

MACHINES AND TOOLS

Tutte le caratteristiche tecniche riportate in questo catalogo sono state fornite dalle case costruttrici e sono suscettibili di variazioni senza alcun preavviso.

All the technical specifications shown in the catalogue have been provided by the manufacturers and are subject to change without notice.

MACCHINE BOBINATRICI E AVVOLGITRICI

WINDING MACHINES

AMB.80



Per avvolgimenti matasse motori

Max Sezioni tiro: mmq 250
Max bobina: Ø 1300 mm
Max lunghezza bobina: 300 mm
Max peso bobina: 40 kg
Max coppia: 40 kgm
Velocità: 0+500
Motore con Inverter: Cv2 V230
A 5,5 Hz 50/60 1000 RPM C.I.F. IP 55
1x230 V 50/60 Hz 2,5 KW
Cambio: ingranaggi a bagno d'olio
Struttura portante: lamiera d'acciaio
Dimensioni: 940x820x1430
Peso: 268 kg

Accessori di Serie

- n°1 piatto Ø 500 mm
- n°2 coppie di forme Ø 40 - 80 mm
- n°1 coppia di perni quadri
- n°1 contagiri digitale a prenotazione
- n°1 freno elettromagnetico
- n°1 protezione antinfortunistica

For electric motor coils

Max cross section: mmq 250
Max coil: Ø 1300 mm
Max length coil: 300 mm
Max Weight coil: 40 kg
Max torque: 40 kgm
Speed: 0+500
Motor with Inverter: Cv2 V230
A 5,5 Hz 50/60 1000 RPM C.I.F. IP 55
1x230 V 50/60 Hz 2,5 KW
Gearbox: gearbox in oil
Complete frame: sheet steel
Dimensions: 940x820x1430
Weight: 268 kg

Equipment

- n°1 faceplate Ø 500 mm
- n°2 pairs of arbors Ø 40 - 80 mm
- n°1 pair of square mandrels
- n°1 digital preset counter
- n°1 electromagnetic brake
- n°1 safety guard

AMB.85



Combinata per avvolgimenti lineari e avvolgimento matasse motori, senza guidafilo automatico

Max bobina: Ø 1900 mm
Max lunghezza bobina: 300 mm
Max peso bobina: 150 kg
Max coppia: 650 kgm
Velocità: 0+373
Motore: Cv 4, V 400, A 6,7
Hz 50/60 1500 RPM C.I.F. IP 55
3x400V 50/60Hz 4KW
Cambio: ingranaggi a bagno d'olio
Struttura portante: ghisa
Dimensioni: 800x650x1370
Peso: 600 kg

Accessori di Serie

- n°1 piatto Ø 500 mm
- n°1 contagiri digitale a prenotazione
- n°1 inverter con pedale elettronico
- n°1 freno elettromagnetico
- n°1 protezione antinfortunistica

Both for linear windings and electric motor coils, without automatic wire-guide

Max coil: Ø 1900 mm
Max length coil: 300 mm
Max weight coil: 150 kg
Max torque: 650 kgm
Speed: 0+373
Motor: Cv 4, V 400, A 6,7
Hz 50/60 1500 RPM C.I.F. IP 55
3x400V 50/60Hz 4KW
Gearbox: gearbox in oil
Complete frame: cast iron
Dimensions: 800x650x137
Weight: 600 kg

Equipment

- n°1 faceplate Ø 500 mm
- n°1 digital preset counter
- n°1 inverter with electronic foot-pedal
- n°1 electromagnetic brake
- n°1 safety guard

MACCHINE BOBINATRICI E AVVOLGITRICI

WINDING MACHINES

AMB.50



Per avvolgimenti matasse motori

Per avvolgimenti motori max: HP 50
Velocità: 0+900
Motore: kw 0,55 V 230
Hz 50/60 900 RPM C.I.F. IP 54
1x230V 50/60 Hz 1KW
Variazione Vel.: inverter digitale
Struttura portante: acciaio
Dimensioni: 660x810x740
Peso: 80 kg

Accessori di Serie

- n°1 piatto Ø 500 mm
- n°1 coppia di perni quadri
- n°2 coppie di forme a 6 gole Ø 40 - 80 mm
- n°1 contagiri digitale a prenotazione
- n°1 motore autofrenante
- n°1 protezione antinfortunistica

For electric motor coils

For motor up max: HP 50
Speed: 0+900
Motor: kw 0,55 V 230
Hz 50/60 900 RPM C.I.F. IP 54
1x230V 50/60 Hz 1KW
Speed Variator: digital inverter
Complete frame: stainless steel
Dimensions: 660x810x740
Weight: 80 kg

Equipment

- *n°1 faceplate Ø 500 mm*
- *n°1 pair of square mandrels*
- *n°2 pairs of arbors Ø 40 - 80 mm with 6 spaces*
- *n°1 digital preset counter*
- *n°1 self-braking motor*
- *n°1 safety guard*

AMB.17



NEW »

Per avvolgimenti di strati e bobine di motori elettrici

Albero avvolgitore: Ø10 mm
Struttura portante: ghisa
Dimensioni: 380x300x300
Peso: 5 kg

Accessori di Serie

- n°1 frontalino rettangolare
- n°1 coppia di mandrini quadrati
- n°1 coppia di pergolati dritti Ø60 mm
- n°1 albero di avvolgimento Ø10mm con coni e dado
- n°1 contagiri meccanico con leva azzerata

For winding layers and coils of electric motors

Winding Spindle: Ø10 mm
Complete frame: cast iron
Dimensions: 380x300x300
Weight: 5 kg

Equipment

- *n°1 rectangular front panel*
- *n°1 pair of square mandrels*
- *n°1 pair of straight pergolas Ø60mm*
- *n°1 winding shaft Ø10mm with cones and nut*
- *n°1 mechanical tachometer with reset lever*

SVOLGITORI

BOBBIN HOLDERS

SV



Articolo *Art.*	**N° Bobine** *N° Reels*	**Portata albero** *Lifting Shaft* **Kg**	**Dim. max bobina** *Max Dimensions of reel* **mm**	**Ø Albero** *Ø Shaft* **mm**	**Dimensioni** *Dimensions* **mm**	**Peso** *Weight* **Kg**	**Dati tecnici** *Technical data*
SV.2	2	200	Ø 650/300	25	1130x830x970	109	**La frenatura è regolata da un volantino che agisce su un freno a pinza.** *The breaking is regulated by a caliper.*
SV.3	3	200	Ø 650/300	25	1610x830x1220	156	

LIBRO DEGLI AVVOLGIMENTI

BOOK OF WINDINGS

NEW »



PIATTI E FORME

PLATES AND MOULDS

PN/AFG







PERNI ADATTABILI
ADAPTABLE PINS

CPN.11



PIATTI ALLUMINIO ADATTABILI / *ADAPTABLE ALUMINIUM PLATES*

Articolo / *Art.*	**PN.300**	**PN.500**
Diametro mm *Diameter mm*	Ø 300	Ø 500

FORME CILINDRICHE IN POLICARBONATO / *CYLINDRICAL MOULDS POLYCARBONATE*

Articolo / *Art.*	**AFG.31**	**AFG.32**	**AFG.23**	**AFG.24**	**AFG. 25**	**AFG.26**
Diametro mm *Diameter mm*	40	60	80	100	120	150

FORME SCALARE IN POLICARBONATO / *GRADED MOULDS POLYCARBONATE*

Articolo / *Art.*	**AFG.42**	**AFG.43**	**AFG.44**	**AFG.48**
Diametro iniziale mm *Initial diameter mm*	48	48	45	58
Differenza gole mm *Slot diameter difference mm*	15	20	25	30

FORME A SCALARE A 8 GOLE CON PERNI

8 SLOT MOULDS WITH PINS

AFG.51



COPPIA DI FORME A SCALARE DIFFERENZA 40 MM. A 8 GOLE
COPPIA DI PERNI QUADRI MM. 20
Caratteristiche: 1ª gola Ø mm.80
Materiale: Poliuretano
Misure d'ingombro: mm. 400x310x220
Peso: Kg. 5
Per il montaggio sul nostro piatto PN.500 è richiesta una fresatura particolare

PAIR OF 8 SLOT MOULDS WITH 40 MM. DIFFERENCE
PAIR OF 20 MM. SQUARE PINS
Features: *1st slot Ø mm. 80*
Material: *Polyurethane*
Sizes: *400x310x220 mm.*
Weight: *5 Kg*
For fitting to our PN.500 plate a special milling is required

ESTRATTORI IDRAULICI

HYDRAULIC EXTRACTORS

AET.20



Estrattore idraulico per motori elettrici adatto all'impiego in elettromeccanica. Costruito con una rigida struttura d'acciaio saldato è dotato di una morsa girevole completa di staffe per il fissaggio dei motori elettrici e di un sistema idraulico per l'estrazione delle matasse di rame.

CARATTERISTICHE TECNICHE:
- Morsa porta motore girevole della capacità di 700 mm
- Staffe di bloccaggio motore regolabili
- Cilindro idraulico corsa 500 mm scorrevole per il centraggio dell'estrazione
- Centralina idraulica dotata di pompa da 2 lt/min, motore 0,37 Kw e serbatoio da 15 lt
- Forza di estrazione regolabile max 7600 N
- Comandi salita e discesa cilindro a pedaliera
- Impianto elettrico comandi 24 Volt
- Rete esterna di collegamento 380 Volt (trifase+neutro)

DIMENSIONI E PESO:
- Altezza: 2400 mm
- Larghezza: 840 mm
- Profondità: 1300 mm
- Peso: 250 Kg circa

CORREDATO DI:
- 1 pinza lunghezza 380 mm
- 1 pinza lunghezza 500 mm
- 1 catena ad anelli

Hydraulic extractor for electric motors adjustable for electromechanics uses. Built with a rigid structure of welded steel, it is equipped with a revolving vice complete with brakets for fixing of the electric motors and has an hydraulic system for the extraction of wire coils.

TECHNICAL CHARACTERISTICS:
- *Motor holder swivel vice capable of 700 mm*
- *Adjustable motor berth bar*
- *Stroke 500 mm hydraulic sliding cylinder for the centering of the extraction*
- *Hydraulic central equipped with 2 lt./min. pump, 0,37 Kw motor and 15 lt tank*
- *Adjustable extraction power up to 7600 N*
- *Up-down pyston command pedals*
- *24 V command electric plant*
- *380 V (threephase+neutral) connection to the electric plant*

DIMENSIONS AND WEIGHT:
- *Height: 2400 mm*
- *Width: 840 mm*
- *Depth: 1300 mm*
- *Weight: 250 Kg about*

EQUIPPED WITH:
- *1 length plier 380 mm*
- *1 length plier 500 mm*
- *1 ring chain*

PINZE PER ESTRAZIONE RAME

COPPER PLIERS



APZ.62
Pinza lunghezza mm. 380
380 mm. long plier

APZ.64
Pinza lunghezza mm. 510
510 mm. long plier

ESTRATTORI IDRAULICI

HYDRAULIC EXTRACTORS

AET.90



Estrattore idraulico per motori elettrici adatto all'impiego in elettromeccanica, costituito da:
- Struttura in acciaio saldato con traversa superiore mobile per il centraggio sui motori
- Pistone idraulico su corpo scorrevole autocentrante dotato di catena e pinza
- Base girevole
- Pedaliera a comando elettrico
- Centralina idraulica

CARATTERISTICHE TECNICHE:
- Capacità della base girevole Ø 1500 mm, statori Ø max 1200 mm
- Corsa pistone 800 mm, forza max di trazione 1500 kg, corrispondente ad una pressione di esercizio di 65 bar
- Centralina idraulica 2,2 kw, pompa da 8,7 lt
- N° 3 staffe regolabili
- Quadro comando a bassa tensione (24 V) dotato di commutatore, spia e pedaliera

DIMENSIONI E PESO
- Basamento: 1660x1660x2870 mm
- Altezza sottotrave: 2500 mm
- Peso: 780 Kg circa

CORREDATO DI:
- 1 pinza lunghezza 380 mm
- 1 pinza lunghezza 500 mm
- 1 catena ad anelli

Hydraulic extractor for electric motors compounded of:
- *Structure of welded steel and a mobile traverse for centring on motors*
- *Hydraulic piston on sliding casing with chain and plier*
- *Rotating base*
- *Electric control pedal*
- *Hydraulic unit*

TECHNICAL CHARACTERISTICS
- *Capacity of rotating base Ø 1500 mm, max. stators Ø 1200 mm*
- *Piston stroke 800 mm, max. traction force kg 1500, corresponding to an exercise pressure of 65 bar*
- *Hydraulic unit 2,2 kw, pump lt. 8,7*
- *N° 3 adjustable hangers*
- *Low tension control panel (24 V) with commutator, pilot lamp and control pedal*

DIMENSIONS AND WEIGHT:
- *Base: 1660x1660x2870 mm*
- *Under ledger height: 2500 mm*
- *Weight: 780 Kg about*

EQUIPPED WITH:
- *1 length plier 380 mm*
- *1 length plier 500 mm*
- *1 ring chain*

PINZE PER ESTRAZIONE RAME

COPPER PLIERS



APZ.62
Pinza lunghezza mm. 380
380 mm. long plier

APZ.64
Pinza lunghezza mm. 510
510 mm. long plier

FORNI DI COTTURA ELETTRICI

ELECTRIC OVENS



CARATTERISTICHE TECNICHE:
Questi forni, sono destinati al trattamento di polimerizzazione delle resine di impregnazione degli avvolgimenti dei motori elettrici. Sono equipaggiati con generatore di calore, a ricircolo d'aria, alimentato con resistenze elettriche o con bruciatore gas.

- Costruzione modulare costruita da una struttura di carpenteria metallica verniciata, rivestita interamente con lamierino zincato sovrapposto a materiale isolante;
- Gruppo termico costruito da resistenze elettriche o bruciatore e ventilatore di ricircolo ad alta efficienza;
- Controllo del gruppo termico tramite termoregolatore collegato a sonda di temperatura installata all'interno della camera del forno;
- Quadro elettrico in esecuzione IP55 con interruttore generale, pulsante di emergenza e strumento di controllo del processo;
- Carrello per il carico dei pezzi.

CHARACTERISTICS:
These ovens are intended for the polymerization treatment of impregnation resins of electric motor windings. They are equipped with a heat generatir, with air recirculation, powered by electric resistances or with a gas burner.

- *Modular construction built from a painted metal carpentry structure, entirely covered with galvanized sheet metal superimposed on insulating material;*
- *Thermal unit consisting of electric heaters or burner and high-efficiency recirculation fan;*
- *Control of the thermal unit by means of a temperature regulator connected to a temperature probe installed inside the furnace chamber;*
- *Electrical panel in IP55 execution with main switch, emergency button and process control tool;*
- *Trolley for loading the pieces.*

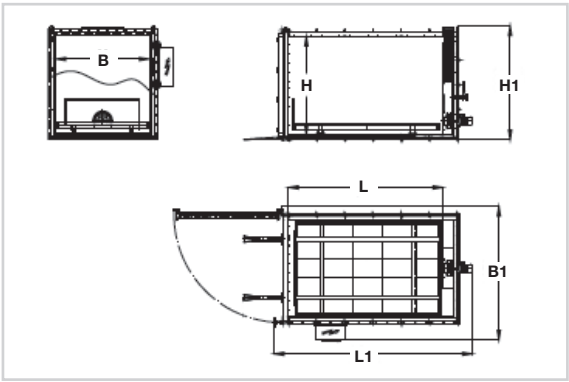

Dimensione interne camera / *Internal dimensions of the oven chamber*							**Dimensioni esterne** / *External dimensions*					
Articolo *Art.*	**Modello** *Model*	**H Altezza** *Height*	**B Larghezza** *Width*	**L Lunghezza** *Length*	**Volume**	**Max Temp.**	**Potenza riscaldante** *Heating Power*	**Potenza ventola** *Fan power*	**H1 Altezza** *Height*	**B1 Larghezza** *Width*	**L1 Lunghezza** *Length*	**Portata carrello** *Load capacity of the trolley*
		mm	mm	mm	mc	C°	kw	kw	mm	mm	mm	kg
F.MC.1E	6	850	750	900	0.6	200	6	0.25	1120	1420	1670	400
F.MC.2E	12	1000	1000	1200	1.2	200	6	0.37	1270	1670	1970	600
F.MC.3E	18	1300	1100	1300	1.79	200	9	0.37	1570	1770	2070	700
F.MC.4E	28	1850	1100	1350	2.75	200	14	0.5	2120	1770	2220	800
F.MC.5E	45	2000	1500	1500	4.5	200	23	1.1	2270	2170	2470	1200
F.MC.6E	80	2000	2000	2000	8	200	40	1.5	2270	2670	3070	2000
F.MC.7E	130	2000	2000	3000	12	200	60	2.2	2270	2670	4070	3000

FORNI PIROLITICI PER TRATTAMENTO MOTORI

PIROLITIC KILNS FOR ELECTRIC MOTORS TREATMENT



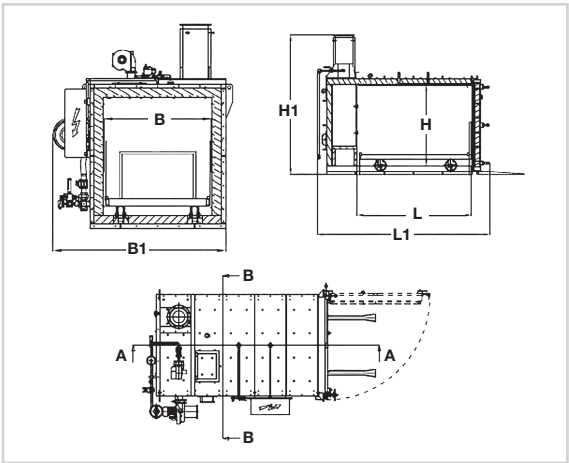

CARATTERISTICHE TECNICHE:
Questi forni, sono appositamente realizzati per l'eliminazione delle resine e delle vernici di impregnazione dei motori elettrici e, in generale, per la termo-pulitura di superfici metalliche con combustione controllata.
Sono presenti in due versioni:
- ECONOMY: permette la demolizione delle resine di impregnazione
- COMBI: permette la demolizione e l'essiccazione delle resine di impregnazione.

Il processo si basa sulla decomposizione pirolitica delle resine, che viene effettuata a temperatura du 390-420°C, con sviluppo di gas che vengono bruciati nella camera di post-combustione ad una temperatura di 850°C.
I forni sono pienamente conformi alle vigenti disposizioni emanate dalle regioni per l'autorizzazione alle emissioni in atmosfera.

- Camera di trattamento costituita da una struttura di carpenteria metallica verniciata, rivestita internamente con lamiere in acciaio inox sovrapposte a materiale isolante;
- Camera di post-combustione separata della camera di trattamento con una parete adeguatamente isolata termicamente;
- Gruppo termico costituito da resistenze elettriche o bruciatori;
- Camino rivestito internamente, personalizzato in base all'installazione;
- Quadro elettrico con PLC per la gestione del processo;
- Carrello per il carico dei pezzi.

CHARACTERISTICS:
These ovens are specifically designed for the removal of resins and impregnation paints from electric motors and, in general, for thermo-cleaning of metal surfaces with controlled combustion.
They are available in two versions:
- ECONOMY: allows the removal of impregnation resins
- COMBI: allows demolition and dryning of impregnation resins.
The process is based on the pyrolytic decomposition of the resins, which is carried out at temperatures of 390-420°C, with the development of gases that are burnt in the post-combustion chamber at a temperature of 850°C.
The ovens are fully compliant with the current regional regulations for atmospheric emission permits.

- *Treatment chamber consisting of a painted metal carpentry structure, entirely lined with stainless steel sheets overlaid with insulating material;*
- *Post-combustion chamber separated from the treatment chamber by an adequately thermally insulated wall;*
- *Thermal unit consisting of electrical resistances or burners;*
- *Internally coated chimney, customised according to installation;*
- *Electrical control panel with PLC for process management;*
- *Trolley for loading parts.*

Articolo *Art.*	**Dimensioni interne camera** *Internal Dimensions of the chamber*			**Dimensioni esterne** *External dimensioni*			**Potenza bruciatore camera di trattamento** *Treatment chamber burner power*	**Potenza bruciatore camera di post-combustione** *Post-combustion chamber burner power*	**Pressione minima gas** *Minimun gas pressure*
	B	**H**	**L**	**B1**	**H1**	**L1**	**Kw**	**Kw**	**MBAR**
224	1300	1400	2000	2000	2400	2300	47	64	25
225	1300	1400	1500	2000	2400	2800	47	64	25

BANCO D'IMPREGNAZIONE

IMPREGNATION TANK

VA.10



VA.20



CARATTERISTICHE TECNICHE:
Con questa attrezzatura è possibile verniciare motori elettrici (e altri particolari) in modo semplice e pulito.
Una struttura pesante e una base portante spaziosa consentono l'impregnazione di varie misure contemporaneamente. Questo banco è dotato di serbatoio di recupero vernice con giunto rapido per attacco aria compressa 4 bar e pistola a spruzzo per liquidi.

CHARACTERISTICS:
With this equipment it is possible to paint electric motors (and other parts) in a simple and clean way.
A heavy structure and a spacious load-bearing base allow for the impregnation of various sizes at the same time.
This bench is quipped with a paint recovery tank with quick coupling for 4 bar compressed air connection and spray gun for liquids.

Articolo *Art.*	**Capacità massima serbatoio** *Maximum tank capacity*	**Altezza** *Height*	**Lunghezza** *Length*	**Larghezza** *Width*	**Peso** *Weight*
	Lt	**mm**	**mm**	**mm**	**kg**
VA.10	30-40	930	900	700	80
VA.20	50	930	1200	900	90

GRU PER MOTORI

CRANES FOR ENGINES

GU.9245



CARATTERISTICHE TECNICHE:
Gru per il sollevamento di motori ed altri carichi pesanti.
Il braccio di sollevamento può essere regolato in 4 posizioni di diversa lunghezza.

- Portata massima: Kg. 1000
- Altezza massima: 2019 mm
- Dimensioni: (L) 1520 x 1100 x (H) 1500 mm

CHARACTERISTICS:
Cranes for lifting engines and other heavy loads.
The lifting arm can be adjusted in 4 positions of different lengths.

- *Maximun range: Kg. 1000*
- *Maximun height: 2019 mm*
- *Dimensions: (L) 1520 x 1100 x (H) 1500 mm*

PRESSA IDRAULICA MANUALE

MANUAL HYDRAULIC PRESS

PRS.9246



CARATTERISTICHE TECNICHE:
Pressa idraulica manuale da 20 T
Agevola la sostituzione, ad esempio di: cuscinetti, ruota cuscinetti, albero di trasmissione, boccole in gomma ecc.
Ampia area di lavoro con superficie di appoggio regolabile a 9 vie.

- Manometro di grandi dimensioni: 0-14500 PSI (0-1000 BAR)
- Campo di funzionamento: 0-1030 mm
- Corsa: 150 mm
- Dimensioni: 175x71x55 cm (hxlxp)
- Peso: 95 kg

CHARACTERISTICS:
20 T manual hydraulic press
It facilitates the replacement, for example, of: bearings, wheel bearings, drive shaft, rubber bushings, etc.
Large working area with 9-way adjustable support surface.

- *Large pressure gauge: 0-14500 PSI (0-1000 BAR)*
- *Operatin range: 0-1030 mm*
- *Race: 150 mm*
- *Dimensions: 175x71x55 cm (hxlxp)*
- *Weight: 95 kg*

TAGLIERINA E PORTAROTOLI

CUTTER AND ROLL HOLDER

ATG.110



CARATTERISTICHE TECNICHE TAGLIERINA
- Tagliacartoni con luce di taglio cm. 110
- Riga millimetrata sulla tavola
- Taglia strisce ribaltabile e regolabile con volantino
- Squadra scorrevole sul piano
- Lame in acciaio temprate e rettificate
- Luce: cm. 110
- Profondità tavola: cm. 80
- Peso: kg. 220
- Dimensioni: cm. 186x112x97

OPTIONAL
Portarotoli
Art. PRT.110

CARATTERISTICHE TECNICHE PORTAROTOLI:
- 5 stadi
- Dimensioni: cm. 176x117
- Peso: kg. 55

TECHNICAL CHARACTERISTICS CUTTER
- *Cardboard box cutter with cutting clearance of 110 cm.*
- *Millimetre rule on the table.*
- *Tiltable and adjustable strip cutter with handwheel.*
- *Sliding square on the table.*
- *Hardened and ground steel blades.*
- *Clearance: 110 cm*
- *Table depth: 80 cm*
- *Weight: 220 kg*
- *Dimensions: 186x112x97 cm*

OPTIONAL
Roll holder
Art. PRT.110

TECHNICAL CHARACTERISTICS ROLL HOLDER:
- *5 stages*
- *Dimensions: 176x117 cm*
- *Weight: 55 kg*

TAGLIERINE TAGLIA CARTA, CARTONI E FIBRE

CUTTERS FOR PAPER, CARDBOARD AND FIBERS

ATG.50/60/75



DESCRIZIONE
Taglierine di tipo pesante, con salvamani corredate di pressino automatico regolabile, di riga metrica, squadra frontale, tagliastrisce. Completamente in metallo verniciato a fuoco. Lame in acciaio temprate e rettificate, intercambiabili.

Art. ATG.50
Luce taglio: mm. 500

Art. ATG.60
Luce taglio: mm. 600

Art. ATG.75
Luce taglio: mm. 750

DESCRIPTION
Heavy-type cutters with hand-guard complete with automatic adjustable press, ruler, front fence, strip-cutter.
Made up of hot-painted metal. Interchangeable hardened and ground steel blades.

Art. ATG.50
Cutting span: mm. 500

Art. ATG.60
Cutting span: mm. 600

Art. ATG.75
Cutting span: mm. 750

MORSA RADIALE

RADIAL VICE

AMR.35



DESCRIZIONE
La morsa radiale è costituita da due anelli uniti da tre morsetti, che possono essere avvicinati o allontanati dall'asse della morsa agendo, con l'apposita chiave, su di una barra filettata.

DESCRIPTION
Radial vice is made up of two rings, connected by three equal clamps, which may be moved closer to or farther from the vice axis by turning the proper thread screw tighter or looser.

Articolo *Art.*	**Portata** *Lifting power*	**Ø Utile** *Working Ø*	**Alt./Largh.** *Height/width*	**Peso** *Weight*
	Kg	**mm**	**mm**	**kg**
AMR.35	100	50 ÷ 320	500/130	10

DISTRIBUTORE MANUALE

HAND-OPERATED DISPENSER

ADM.92



Distributore di nastri adesivi dielettrici
Per ottenere la lunghezza di taglio del nastro desiderata regolare l'apposita vite posta sul lato destro della macchina e premere verso il basso la manovella.

Dimensioni
- Larghezza nastro: fino a mm 60
- Spessore nastro: fino a mm 0,8
- Lunghezza nastro: fino a mm. 600 in 15 sec
- Dimensioni: mm 330x180x200
- Peso: Kg 3,50

Dispenser of dielectric adhesive tapes
Adjust screw on the right side of the machine and lower handwheel to get the desired tape cutting length.

Dimensions
- *Max. tape width: 60 mm*
- *Max. tape thickness: 0,8 mm*
- *Max. tape length in 15 sec.: up to 600 mm*
- *Size: 330x180x200 mm*
- *Weight: 3,50 Kg*

ESTRATTORE MANUALE PER CUSCINETTI

MANUAL BEARING EXTRACTOR

ATC.10



PER CUSCINETTI DIAM. ESTERNO DA 16 A 35 MM.
Rapido, affidabile, semplice utilizzo.

FOR BEARINGS WITH OUTER DIAMETER BETWEEN 16-35 MM.
Quick, reliable, easy to use.

ATC.11

RICAMBIO:
Flangia

SPARE:
Flange



SPELAFILI

WIRE STRIPPER

ABI.20



DESCRIZIONE
Questo attrezzo viene utilizzato per sguainare fili elettrici.
- Serve per sguainare fili di rame smaltati, da 0,3 fino a 4 mm. di Ø, fili di copertura in seta o filamento di vetro.
- È possibile anche sguainare nei posti difficilmente raggiungibili.

DESCRIPTION
Used for stripping wires.
- *Stripping of enamelled copper wires from 0.3 up to 4 mm. Ø, silk and glass coated wires*
- *Stripping is also possible in recesses of difficult access*

RICAMBI PER SPELAFILI / *SPARE PARTS FOR WIRE STRIPPER*

ABI.19



Testina completa di coltelli per fili tondi.
Head complete with round wire blades.

ABI.16



Calotta isolante protezione testina in materiale antiurto.
Head protection insulating cap made of shock-proof material.

ABI.33



Serie di N. 3 coltelli di ricambio per testina.
3 pcs. spare head blades.

ABI.15



Variatore di velocità con scheda elettronica.
Speed variator with electronic board.

SMICATRICE MANUALE PER COLLETTORI

MANUAL MICA UNDERCUTTING MACHINE

ASM.104



- Diametro collettore: 0 - 160 mm
- Velocità rotazione fresa: 3000 rpm
- Lunghezza di smicatura: 0 - 180 mm
- Max distanza tra le contropunte: 550 mm
- Max distanza tra i supporti a “V”: 650 mm
- Alimentazione elettrica: V 230 monofase, 50 hz
- Potenza: 0,25 KW
- Dimensioni (Lung. x Largh. x Alt.): 850x380x50 mm
- Peso: 50 kg
- Tipo frese: N-10

FRESE DI RICAMBIO IN WIDIA
SPARE WIDIA CUTTERS

ASM.86



Articolo *Art.*	Spessore mm *Thickness mm*
ASM.86.4	0.4
ASM.86.5	0.5
ASM.86.6	0.6
ASM.86.7	0.7
ASM.86.8	0.8
ASM.86.9	0.9
ASM.86.10	1

- *Slip ring diameter: 0 - 160 mm*
- *Spindle speed: 3000 rpm*
- *Commutator length: 0 - 180 mm*
- *Max distance between tailstocks: 550 mm*
- *Max distance between “V” supports: 650 mm*
- *Electric supply: V 230 monofase, 50 hz*
- *Installed power: 0,25 KW*
- *Overall dimensions (LxWxH): 850x380x550 mm*
- *Weight: 50 kg*
- *Cutter Type: N-10*

APPARECCHIO ELETTRONICO DI CONTROLLO PER STATORI E ROTORI

ELECTRONIC STATORS AND ROTORS TESTER

AEX.20



Adatto per motori di media e grossa potenza con segnale acustico e visivo.
DESCRIZIONE
Questo apparecchio di controllo per statori e indotti è uno strumento interamente elettronico per l’esame d’indotti a corrente continua, corto circuito ed anello collettore, come pure di statori a corrente alternata (trifase).
L’apparecchio ha le seguenti caratteristiche:
(1) Indicatore di “funzionamento o guasto” in modo chiaro, ottico e acustico.
(2) Manipolazione semplice, in quanto non sono necessarie regolazioni di valore limite.
Senza il collegamento delle condutture di misurazione si possono esaminare statori ed indotti in modo induttivo.
Collegamento a scelta: a 220 V o 110 V con l’ausilio dell’accessorio Prüfrex ng. 20 in dotazione.
Distanza dei due montanti magnete 19 mm.
Diametro testata sonda 41 mm.
Lunghezza minima necessaria dei poli del pezzo da provare 35 mm.

Suitable for medium and high power motors with acustic-visual signal.
DESCRIPTION
This tester for stators and armatures is a completely electronic instrument for the testing of d.c. armatures, short circuits and slip ring, as well as alternating current stators (three-phase).
The equipment has the following characteristics:
(1) Clear visual and acoustic “Operating or breakdown” indicator.
(2) Simple operation, since no limit value regulation is necessary.
Indicative testing of stators and armatures can be carried out without connecting the measurement wires.
Optional connection: 220 V or 110 V with the Prüfrex ng. 20 accessory supplied with the equipment.
Distance of the two magnets 19 mm.
Probe head diam. 41 mm
Minimum length of poles of the piece to be tested 35 mm.

STRUMENTI DI MISURA E CONTROLLO

CONTROL MEASURING INSTRUMENTS

MLT.2182



MULTIMETRO DIGITALE
Caratteristiche
Display da 12,5 mm a 7 segmenti, 3-1/2" caratteri
Idoneo per misurazioni in intervalli CAT II, quali dispositivi con connettore, impianti elettrici di automobili/motocicli, ecc.
Per i campi di misurazione più comuni:
- tensione DC: 200 mV, 2000 mV, 20 V, 200 V, 600 V
- tensione AC: 200 V, 600 V
- corrente: 200 µa, 2000 µa, 20 mA, 200 mA, 10A
- resistenza: 200 Ω, 2000 Ω, 20 KΩ, 200 KΩ, 2000 KΩ

Test diodi
Test transistor (hfe) mediante adattatore
Il display info batteria indica se è necessario sostituire la batteria
In dotazione: batterie, cavo di misurazione, adattatore per misurazione hfe.

DIGITAL MULTIMETER
Characteristics
12.5mm to 7 segment display, 3-1/2" character
Suitable for measurements in CAT II intervals, such as devices with connectors, electrica system of cars/motor cycles, etc.
For common measurement ranges:
- *tension DC: 200 mV, 2000 mV, 20 V, 200 V, 600 V*
- *tension AC: 200 V, 600 V*
- *current: 200 µa, 2000 µa, 20 mA, 200 mA, 10A*
- *resisting: 200 Ω, 2000 Ω, 20 KΩ, 200 KΩ, 2000 KΩ*

Diode test
Transistor tester (hfe) via adapter
The battery info display indicates if it is necessary to replace the battery included: batteries, measuring cable, hfe measuring adapter.

AMP.2202



PINZA AMPEROMETRICA PER CORRENTE CONTINUA E ALTERNATA
Caratteristiche
Ampio display LCD 3-3/4" lettura max 3999
Indicazione polarità negative e sovraccarico
Apertura pinza max 33 mm, cavi max Ø28 mm
Batterie alimentazione: 2x1,5 V AAA
Indicatore batteria scarica
Campi di misura:
- tensione: AC e DC: 400 mV, 4 V, 40 V, 400 V, 600 V
- resistenza: 400 Ohm, 4 KOhm, 40 KOhm, 400 KOhm, 4 MOhm, 40 MOhm
- corrente: AC e DC fino a 400A (misura min 100 mA)
- Temperatura di conservazione: -10°C +50°C, <85% RH
- CAT II

CLAMP FOR DIRECT AND ALTERNATING CURRENT
Characteristics
Large LCD display 3-3/4" max reading 3999
Negative polarity and overload indication
Clamp max 33mm, max cable Ø 28 mm
Power batteries: 2x1.5 V AAA
Low battery indicator
Areas of measurement:
- *tension AC and DC: 400 mV, 4 V, 40 V, 400 V, 600 V*
- *resistance: 400 0hm, 4 K0hm, 40 K0hm, 400 K0km, 4 M0hm, 40 M0hm*
- *current: AC and DC until a 400° (measure min 100 mA)*
- *Storage temperature: -10°C +50°C <85% RH*
- *CAT II*

AMP.2203



PINZA AMPEROMETRICA PER CORRENTE CONTINUA E ALTERNATA
Caratteristiche
Display LCD 3-1/2" cifre
Frequenza di lettura: 3 per secondo
Indicazione di polarità
Indicazione sovraccarico
"Auto range", seleziona automaticamente il campo di misura
"Relative mode", consente misurazioni differenziali
"Data hold", per registrate il valore misurato
Indicatore batteria scarica
Campi di misura:
- tensione DC: 200 V / risoluzione 100 mV / 600 V / risoluzione 1 V
- tensione AC: 200 V / risoluzione 100 mV / 600 V / risoluzione 1 V
- corrente AC: 2000 mA / risoluzione 1 mA / 20 A / risoluzione 10 mA / 600 A / risoluzione 1A
- resistenza: 200 Ohm / risoluzione 0.1 Ohm / 200 KOhm / risoluzione 100 Ohm

Comprende: 2 cavi di misurazione e 2 batterie

CLAMP FOR DIRECT AND ALTERNATING CURRENT
Caratteristiche
Display LCD 3-1/2" digits
Frequency of reading 3 for second
Indications of polarity
Indications of overload
"Auto range" automaticaily selects the measuring rang
"Relative mode", allows differential measurement
"Data hold" to record the measured value
Low battery indicator
Areas of measurement:
- *tension DC: 200 V / resolution 100 mV / 600 V / resolution 1 V*
- *tension AC: 200 V / resolution 100 mV / 600 V / resolution 1 V*
- *current AC: 2000 mA / resolution 1 mA / 20 A / resolution 10 mA / 600 A / resolution 1A*
- *resistance: 200 0hm / resolution 0.1 0hm / 200 K0hm / resolution 100 0hm*

Includes: 2 measuring cables and 2 batteries

ESTRATTORI UNIVERSALI A DUE GRIFFE PER CUSCINETTI

UNIVERSAL STRIPPERS TWO JAW FOR BEARINGS



CARATTERISTICHE
Filettatura fine. Acciaio speciale, forgiato. Estrattore con ganci standard, utilizzabile per estrazioni interne ed esterne.

CHARACTERISTICS
Fine therad. Special steel, forged. Extractor with standard hools, usable for internal and external extraction.

Articolo *Art.*	**Dimensioni mm** *Dimensions mm*
EST.931	120x100
EST.932	150x200
EST.933	250x200
EST.934	350x200

AGHI IN ACCIAIO LAMINATO

LAMINATED STEEL NEEDLES



Per bandaggio matasse degli statori
For stator winding wrapping

Articolo *Art.*	**Dimensioni mm** *Dimensions mm*
AGH.20	0,5 mm
AGH.21	0,7 mm
AGH.22	1 mm
AGH.23	piatti / *plates*

SCOVOLI

SWABS



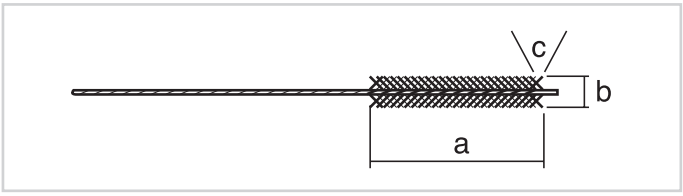

Per la completa pulitura delle cave degli statori.
Fabbricati in acciaio.

For the perfect cleaning of stator hollows.
Made of steel.

Articolo *Art.*	**Dimensioni mm** / *Size mm*				
	Filo spessore *Wire thickness*	**a**	**b**	**Lunghezza totale** *Total length*	**c**
ASU.31	0.15	100	10	350	7
ASU.32	0.15	100	12	350	8
ASU.33	0.15	100	15	350	8
ASU.34	0.20	100	18	350	10
ASU.35	0.20	100	22	350	10
ASU.36	0.20	100	26	350	12
ASU.40	Serie di n.6 pezzi / *6 pieces set*				

MAZZUOLE

MALLETS

AMZ



In materiale acetato e manico in moplen.
Made of acetate material with handle in moplen.

Articolo *Art.*	**Ø mm**	**Materiali** *Materials*
AMZ.30	30	Mazzuola in acetato, manico moplen *Acetate mallet, moplen handle*
AMZ.50	50	Mazzuola in gomma, manico in fibra di vetro *Rubber mallet, fibre glass handle*

ATTREZZI

TOOLS

ATR

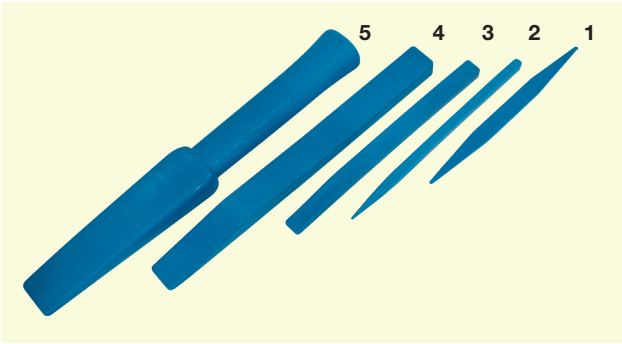

Servono per sagomare le corone degli statori.
Fabbricati in nylon pressato.

For the shaping of stator rings.
Made of pressed nylon.

Articolo *Art.*	**formato 1** *size 1*	**formato 2** *size 2*	**formato 3** *size 3*	**formato 4** *size 4*	**formato 5** *size 5*	**ATR.38**
	ATR.31	**ATR.32**	**ATR.33**	**ATR.34**	**ATR.35**	
Dimensioni mm *Size mm*	180	190	200	260	310	serie di 5 pezzi *5 pieces set*

LACCI

CLAMPS

ALC



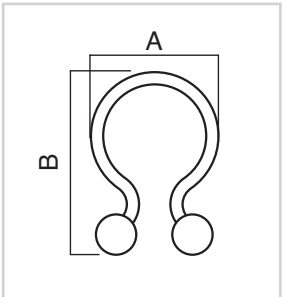

Stringi matasse in nylon. Confezione: 100 pezzi.
Nylon lace clamps. Pack: 100 pcs.

Articolo *Art.*	**Laccio mm** *Clamp mm*		**Ø Fascio** *Bundle Ø*
	A	**B**	
ALC.10	8.5	20	5 ÷ 7.5
ALC.11	12	25	7.5 ÷ 10
ALC.12	15	30	10 ÷ 12.5

ATTREZZATURE

TOOLS

ACC.78



CACCIABIETTE
EXTRACTOR KEI

Serve per l'immissione e l'estrazione negli statori e indotti dei tegolini e stecche in faggio.

Dimensioni
Lama della sega: 70x32x1 mm
Lunghezza complessiva: 230 mm

Instrument for inserting/extracting beech-wood insulating strips into/from stators and rotors.

Size
Saw blade: 70x32x1 mm
Total length: 230 mm

IN ESAURIMENTO
RUNNING OUT

APK.17



PRESSAFILI PER PINZA SPINGICAVE
SPARE WIRE CLAMP

Pressafili di ricambio spessore 8 - 10 mm.
Precisare lo spessore desiderato.

Spare wire clamp thickness 8 - 10 mm.
Specify the desired thickness.

IN ESAURIMENTO
RUNNING OUT

ASM.29



LAME DI RICAMBIO PER SEGHETTO A MANO
SPARE BLADES FOR HACKSAW

Servono per la smicatura di collettori a lamelle.
Spessori: 0,7 - 0,8 - 1,0

Used for the cutting of lamellar collettors.
Thickness: 0,7 - 0,8 - 1,0

IN ESAURIMENTO
RUNNING OUT



SPINGICAVE
HOLLOW PRESSING DEVICE

In acciaio di 1ª scelta con manico in plastica.
Questi attrezzi servono per ottenere la pressatura dei fili nelle cave degli avvolgimenti agevolando l'inserimento dei tegolini e delle stecche.

Made up of first-quality steel with plastic handle.
These tools are used for the pressing of winding hollow wires, facilitating the insertion of insulating strips.

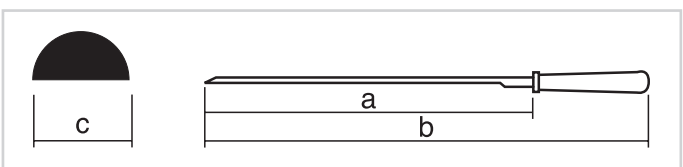

Articolo *Art.*	Dimensioni mm / *Size mm*		
	a	b	c
ASE.15	290	400	5
ASE.16	290	400	6

IN ESAURIMENTO
RUNNING OUT

PST.8495



PISTOLA TERMICA 2000 WATT
Caratteristiche
- Restringimento tubi termorestringenti e confezionamento
- Saldatura di cavi non isolati a capicorda
- Allentamento di giunti di saldatura non isolati
- Modellare e saldare materie plastiche
- Asciugare superfici
- Accelerare i processi adesivi
- Sbrinare scale, gradini ghiacciati, serrature, ecc.
- Rimuovere vernici
- Disinfettare superfici
- Riscaldare motori e organi di trasmissione prima del montaggio
- Tensione: 230V
- Potenza max: 2000W
- Temperatura regolabile manualmente fino a 600°C

HEAT GUN 2000 WATT
Characteristics
- *Shrinkage of shrinking tubes and packaging*
- *Welding of insulated cable lugs*
- *Loosening of joints*
- *Modelling and soldering of plastics*
- *Dry surfaces*
- *Accellerate the adhesive processes*
- *Defrost stairs, frozen steps, locks, etc..*
- *Remove paints*
- *Disinfect surfaces*
- *Heating engines and transmission components before installation*
- *Voltage: 230V*
- *Max power 2000W*
- *Tempering can be manually adjusted up to 600°C*

SLD.9872



SALDATORE GAS
Caratteristiche
- Fiamma ad alta temperatura
- Per uso in officina e preparazioni alimentari
- Con piezo-accensione, interruttore di blocco e regolazione fiamma
- Può essere riempito con comune gas per accendini

GAS SOLDERING IRON
Characteristics
- *Hight temperature fiame*
- *For use workshop and food preparations*
- *With piezo-on, block switch and flame control*
- *Can be filled with ordinary lighter gas*

PSS.9920



PISTOLA PER SALDARE, 100 W
Caratteristiche
Con luce, 220 V, Spina VDE, doppio isolamento.

WELDING GUS 100 W
Characteristics
With light, 220 V, VDE plug, double insulation.

GAS.300



GAS PER RICARICA SALDATORI E ACCENDINI (300 ml)

GAS FOR CHARGING WELDERS AND LIGHTERS (300 ml)

ATTREZZATURE

TOOLS

UTS.2199



UTENSILI ASSORTITI, SET DA 23 PEZZI
Caratteristiche
- 1 seghetto a mano con lama 150 mm
- 1 martello 300 gr. DIN 1041
- 1 rotolo nastro isolante
- Chiave a rullino 150 mm
- 2 cacciaviti: taglio 2,4 mm Philips PH 0
- 2 cacciaviti taglio 5,5x125 mm; 6,5x125 mm
- 1 cacciavite tester
- 3 cacciaviti Philips: n° 1x80 mm; n° 2x100 mm; n° 3x125 mm
- 8 chiavi esagonali a L1,5 - 6 mm
- 1 pinza 165 mm
- 1 pinza regolabile 240 mm
- 1 flessometro 3 m

In custodia rigida in tela richiudibile con zip.

ASSORTED TOOLS, SET OF 23 PIECES
Characteristics
- *1 hand saw with blade 150 mm*
- *1 mallet 300 gr. DIN 1041*
- *1 electrical tape rool*
- *Adjustable wrench 150 mm*
- *2 Screwdrivers: cutting 2,4 mm Philips PH 0*
- *2 Screwdrivers cutting 5,5x125 mm; 6,5x125 mm*
- *1 tester screwdriver*
- *3 Screwdrivers Philips: no.1x80 mm; no. 2x100 mm; no. 3x125 mm*
- *8 Hex keys L1,5 - 6 mm*
- *1 pliers 165 mm*
- *1 regular pliers 240 mm*
- *1 tape measure 3 m*

In a hard canvas case with zip closure.

SPN.330



PINZE SET DA 5 PEZZI
Caratteristiche
Tutte le pinze sono dotate di impugnature antiscivolo a presa morbida.

Comprende:
- 1 pinza professionale 175 mm
- 1 tronchese taglio diagonale 165 mm
- 1 pinza becchi mezzotondi 200 mm
- 1 pinza becchi mezzotondi piegati 200 mm
- 1 pinza regolare 240 mm

In custodia in plastica.

PLIERS SET 5 PIECES
Characteristics
All pliers are equipped with soft grip non-slip grips.

Included:
- *professional tongs 175 mm*
- *wire cutters for diagonal cutting 165 mm*
- *200 mm half-round nose pliers*
- *200 mm bent half-round nose pliers*
- *regular pliers 240 mm*

In plastic case.

CVT.8000



SET 6 CACCIAVITI TAGLIO E PH (MATERIALE BI-COMPONENTE) ALTA RESISTENZA
Caratteristiche
- 1 Ph1, lunghezza 80 mm
- 1 Ph2 lunghezza 100 mm
- 1 taglio 0,5x3,0, lunghezza 75 mm
- 1 taglio 0,8x4,0, lunghezza 75 mm
- 1 taglio 1,0x5,5, lunghezza 75 mm
- 1 taglio 1,2x6,5, lunghezza 75 mm

SET 6 SCREWDRIVERS CUT AN PH (MATERIAL BI-COMPONENT) HIGH STRENGHT
Characteristics
- *1 Ph1 length 80 mm*
- *1 Ph1 length 100 mm*
- *1 cutting 0,5x3,0, length 75 mm*
- *1 cutting 0,8x4,0, length 75 mm*
- *1 cutting 1,0x5,5, length 75 mm*
- *1 cutting 1,2x6,5, length 75 mm*

PNZ.90330



PINZE SET DA 3 PEZZI
Caratteristiche
Impugnature in materiale bi-componente a presa morbida.
Comprende:
- pinza 175 mm
- tronchese taglio diagonale 165 mm
- pinza a becchi mezzotondi dritte 160 mm

PLIERS SET 3 PIECES
Characteristics
Handles in soft grip bi-component material.
Includes:
- *pliers 175 mm*
- *diagonal cut wire cutters 165 mm*
- *straight half-round nose pliers 160 mm*

ATTREZZATURE

TOOLS

CLB.1932



CALIBRO A CORSOIO DI PRECISIONE 0-150 MM
Caratteristiche
- Finitura cromata
- Nonio 1/20 mm
- Misurazione profondità: interna - esterna
- Campo 0-150 mm
- In custodia di similpelle

PRECISION CALIPER FOR THE SLIDE 0-150 MM
Characteristics
- Chrome finish
- Nonius 1/20 mm
- External - internal depth meausement
- Range 0-150 mm
- In a leatherette case

NI.02



NASTRO ADESIVO PER ISOLAMENTO ELETTRICO
Caratteristiche
Nastro adesivo con supporto in PVC plastificato. Ritardante di fiamma. Autoestinguente conforme alle norme: IEC 454-3-1 Europea Standard BS 3924 31/90 Dp
Resiste ad agenti atmosferici, ozono, acidi, soluzioni, idrocarburi, lubrificanti.
Larghezza: 19 mm
Lunghezza: 20 m

ADHESIVE TAPE FOR ELECTRIC AL INSULATION
Characteristics
Adesive tape with plastic-coated PVC backing. Flame retardant. Conformig to standards: IEC 454-3-1 European standard, BS 3924 31/90 Dp.
Weather resistant, ozone, acids, hydrocarbon solutions, lubricants.
Width: 19 mm
Length: 20 m

NN.50



ROTOLO NASTRO DA IMBALLAGGIO 50 mm
Caratteristiche
Idoneo per tendinastro Ø 75 mm
Colore: marrone

ROLL OF PACKAGING TARE
Characteristics
Suitable for tape gun Ø 75 mm
Colour: brown

LM.506



SET 10 PEZZI,
LAME PER CUTTER DA 18 MM
Caratteristiche
In acciaio al carbonio

SET OF 10 PIECES,
BLADES FOR 18 MM CUTTER
Characteristics
Carbon steel

CTR.9504



CUTTER RETRAIBILE,
LAME DA 18 MM
Caratteristiche
- cutter universale per lame segmentate da 18 mm
- manico rivestito in gomma antiscivolo

RETRACTABLE CUTTER,
18 MM BLADE
Characteristics
- universal cutter for 18 mm segmented blades
- handle covered in non-slip rubber

ATTREZZATURE

TOOLS

LMP.081



LAMPADA DA OFFICINA A LED SMD CON MAGNETE E GANCIO
Caratteristiche
- Lampada ad alta luminosità con led SMD 3W + torcia 1W SMD
- Snodata 120° + girevole 180°
- Base magnetica
- Ricarica tramite porta mini-USB
- Comprende cavo mini-USB/USB e adattatore con presa
- Batteria Li-Ion 3.6V
- Capacità: 2200 mAh
- Lunghezza: 330 mm
- Tempo di ricarica: 3 ore
- Autonomia: 2.5 ore

SMD LED WORKSHOP LAMP WITH MAGNET AND HOOK
Characteristics
- *High brightness lamp with SMD 3W + torch 1 W SMD*
- *Probed 120° + swivel 180°*
- *Magnetic base*
- *Charging via min-USB port*
- *USB cable and adapter with socket*
- *Battery Li-Ion 3.6V*
- *Capacity: 2200 mAh*
- *Lenght: 330 mm*
- *Recharge time 3 hours*
- *Range 2,5 hours*

CLBD.1930



CALIBRO A CORSOIO CON DISPLAY DIGITALE, 150 MM
Caratteristiche
- Display extra-large di facile lettura
- Scala in mm/pollici, lettura 1/100 mm
- Azzeramento in ogni posizione, conversione metrico/pollici
- Display +/-
- Batteria inclusa
- In custodia di plastica

CALIPER WITH DIGITAL DISPLAY, 150 MM
Characteristics
- *Extra large easy to read display*
- *Gradation in mm/inches read 1/100 mm*
- *Zero position, metric/inch convention*
- *Display +/-*
- *Battery included*
- *In plastic housing*



METRO PIEGHEVOLE 10 SEGMENTI
Caratteristiche
In plastica

FOLDING METER 10 SEGMENTS
Characteristics
Plastic

MTP.2052
Lunghezza / *Length: 2 mm*

MTP.2054
Lunghezza / *Length: 1 mm*



FLESSOMETRO
Caratteristiche
Con pulsante di blocco e clip
Conforme normative CEE

TAPE MEASURE
Characteristics
With look button and clip
Complies with EEC regulations

MTF.8392 8 mt x 25 mm

MTF.8393 3 mt x 16 mm

MTF.8394 5 mt x 19 mm

MCR.1935



MICROMETRO
Caratteristiche
In custodia di legno
Graduazione 0,01 mm
0-25 mm

MICROMETERS
Characteristics
Wooden case
Graduation 0,01 mm
0-25 mm

1532



PINZA SPELLAFILI
Caratteristiche
Regolazione automatica per cavi Ø 0,2 - 6 mm
Taglio frontale con regolazione lunghezza per spelare da 8 a 12 mm
Taglio Ø fino a 2 mm

STRIPPING PLIERS
Characteristics
Automatic adjustment for cables Ø 0,2 - 6 mm
Frontal cut with adjustable for stripping from 8 to 12 mm
Cutting Ø up to 2 mm

1533



PINZA A CRIMPARE A CRICCHETTO
Caratteristiche
Forgiato
Impugnatura isolata
Per morsetti isolati 0.5 - 1.5 / 1.5 - 2.5 / 4 - 6 mm²
Lunghezza 215 mm

RATCHET CRIMPING TONGS
Characteristics
Forged
Insulated handle
For insulated clamps 0.5 - 1.5 / 1.5 - 2.5 / 4 - 6 mm²
Length 215 mm

1510



PINZA AUTOMATICA PER FASCETTE IN NYLON 2,4 - 4,8 MM
Caratteristiche
Per il tensionamento di fascette in plastica
Taglio automatico della parte residua della fascetta quando si raggiunge la forza di serraggio preimpostata
In acciaio

AUTOMATIC PLIERS FOR NYLON CABLE TIES 2,4 - 4,8 MM
Characteristics
For tensioning plastic cable ties
Automatic cutting of the remaining part of the cable tie when the preset tightening force is reached
In steel

ATTREZZATURE

TOOLS

PNZ.378



PINZE A BECCHI PIATTI, 160 MM
Caratteristiche
Finitura cromata satinata
Impugnature antiscivolo in materiale bi-componente

FLAT-NOSE PLIERS, 160 MM
Characteristics
Nickel plated satin finish
Handles in soft grip bi-compone material

PNZ.373



PINZE A BECCHI MEZZOTONDI, PIEGATI, 200 MM
Caratteristiche
Finitura cromata satinata
Impugnature antiscivolo in materiale bi-componente

HALF-ROUND NOSE PLIERS BENT 200 MM
Characteristics
Nickel plated satin finish
Handles in soft grip bi-compone material

FRB.145



FORBICE PER ELETTRICISTA CON LAME DRITTE L 145 MM MICRODENTATE INOX
Caratteristiche
Impugnatura ergonomica bi-componente

ELECTRICIAN SCISSORS WITH STRAIGHT BLADES L 145 MM STAINLESS MICROTOOTHED
Characteristics
Ergonomic bi-component handle



PINZE A BECCHI MEZZOTONDI DRITTE
Caratteristiche
Finitura cromata satinata
Impugnature antiscivolo in materiale bi-componente

PLIERS WITH STRAIGHT HALF-TURNS
Characteristics
Nickel plated satin finish
Handles in soft grip bi-compone material

PNZ.388 160 mm

PNZ.389 200 mm



PINZE PROFESSIONALI
Caratteristiche
Finitura cromata satinata
Impugnature antiscivolo in materiale bi-componente

PROFESSIONAL PLIERS
Characteristics
Nickel plated satin finish
Handles in soft grip bi-compone material

PNZ.369 165 mm

PNZ.370 175 mm

PNZ.371 200 mm



TRONCHESE TAGLIO DIAGONALE AD ALTA RESISTENZA
Caratteristiche
Finitura cromata satinata
Impugnature antiscivolo in materiale bi-componente, blu/nero

HIGH STRENGTH DIAGONAL CUTTER
Characteristics
Nickel plated satin finish
Handles in soft grip bi-compone material, blue and black

PNZ.393 165 mm

PNZ.395 180 mm

PNZ.396 240 mm

PNZ.4471



PINZA CURVA, PER ANELLI ELASTICI SEEGER ESTERNI
Caratteristiche
Per allentare e fissare gli anelli elastici seeger
Impugnature a presa morbida antiscivolo

CURVED PLIERS FOR EXTERNAL SEEGER ELASTIC RINGS
Characteristics
For loosening and fiving seeger elastic rings
Non-slip soft grip handles

Ø mm / *Ø mm: 2.0*
Apertura max / *Opening max: 30 mm*
Lunghezza / *Length: 175 mm*

PNZ.4472



PINZA DRITTA, PER ANELLI ELASTICI SEEGER INTERNI
Caratteristiche
Per allentare e fissare gli anelli elastici seeger
Impugnature a presa morbida antiscivolo

STRAIGHT PLIERS FOR INNER SEEGER RINGS
Characteristics
For loosening and fiving seeger elastic rings
Non-slip soft grip handles

Ø mm / *Ø mm: 2.0*
Apertura max / *Opening max: 38 mm*
Lunghezza / *Length: 175 mm*

PNZ.4473



PINZA DRITTA, PER ANELLI ELASTICI SEEGER ESTERNI
Caratteristiche
Per allentare e fissare gli anelli elastici seeger
Impugnature a presa morbida antiscivolo

STRAIGHT PLIERS FOR EXTERNAL SEEGER RINGS
Characteristics
For loosening and fiving seeger elastic rings
Non-slip soft grip handles

Ø mm / *Ø mm: 2.0*
Apertura max / *Opening max: 39 mm*
Lunghezza / *Length: 175 mm*

PNZ.4474

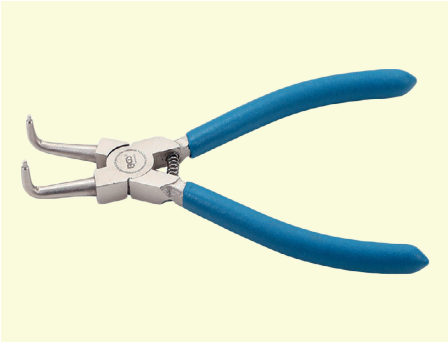

PINZA CURVA, PER ANELLI ELASTICI SEEGER INTERNI
Caratteristiche
Per allentare e fissare gli anelli elastici seeger
Impugnature a presa morbida antiscivolo

CURVED PLIERS FOR INNER SEEGER RINGS
Characteristics
For loosening and fiving seeger elastic rings
Non-slip soft grip handles

Ø mm / *Ø mm: 2.0*
Apertura max / *Opening max: 30 mm*
Lunghezza / *Length: 175 mm*

PNZ.342



PINZA REGOLABILE, 240 MM
Caratteristiche
Finitura satinata nichelata
Con impugnatura antiscivolo a presa morbida
Apertura max 38 mm

ADJUSTABLE PLIERS, 240 MM
Characteristics
Satin nickel finish
Non slip soft grip handle
Opening max 38mm



PINZE AUTOBLOCCANTI
Caratteristiche
Acciaio al carbonio
Con ganascia forgiata curva
Finitura nichelata

SELF LOCKING PLIERS
Characteristics
Carbon steel
With curved forged jaw
Nickel finish

PNZ.489 175 mm

PNZ.490 225 mm

CAPICORDA AD OCCHIELLO IN RAME

COPPER EYELET TERMINAL

NON ISOLATI / *NOT INSULATED*

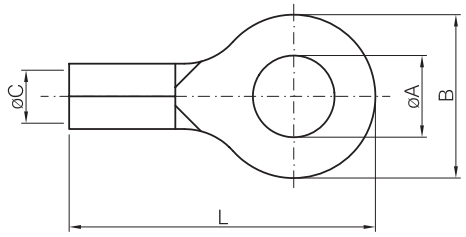

Materiale: rame stagnato elettroliticamente.
Material: *electrolytically tin plated copper.*

Articolo *Art.*	**Sezione mm²** *Section mm²*	**Ø A per vite MA** *Ø A for screw MA*	**B mm**	**Ø C mm**	**L mm**
8005	0.25÷1.5	3	5.6	1.8	11.5
8006	0.25÷1.5	4	7	1.8	14.2
8007	0.25÷1.5	5	7.8	1.8	15.2
8008	0.25÷1.5	6	12	1.8	20.5
8009	0.25÷1.5	8	12	1.8	20.5
8010	1.5÷2.5	3	5.6	2.4	12
8011	1.5÷2.5	4	8	2.4	14.7
8012	1.5÷2.5	5	8	2.4	15.7
8013	1.5÷2.5	6	12	2.4	20.5
8014	1.5÷2.5	8	12	2.4	20.5
8015	1.5÷2.5	10	15.5	2.4	25
8016	4÷6	4	9	3.6	19
8017	4÷6	5	9	3.6	19
8018	4÷6	6	11	3.6	20
8019	4÷6	8	13.6	3.6	25.3
8020	4÷6	10	13.6	3.6	25.3

PREISOLATI / *PREINSULATED*

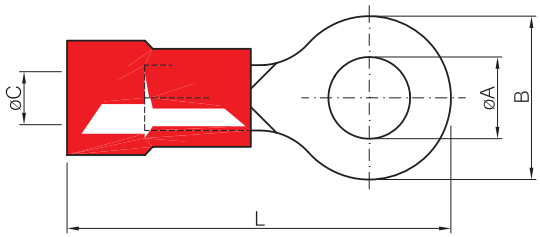

Materiale: rame stagnato elettroliticamente.
Material: *electrolytically tin plated copper.*

Articolo *Art.*	**Sezione mm²** *Section mm²*	**Ø A per vite MA** *Ø A for screw MA*	**B mm**	**Ø C interno rame mm** *Ø C copper interior mm*	**L mm**
9005	0.25÷1.5	3	5.5	1.8	18
9006	0.25÷1.5	4	8	1.8	22
9007	0.25÷1.5	5	8	1.8	22.5
9008	0.25÷1.5	6	11	1.8	27.5
9009	0.25÷1.5	8	12	1.8	29.5
9010	1.5÷2.5	3	5.5	2.4	20
9011	1.5÷2.5	4	8	2.4	22.5
9012	1.5÷2.5	5	9.5	2.4	24
9013	1.5÷2.5	6	10.5	2.4	28
9014	1.5÷2.5	8	12	2.4	29.5
9015	1.5÷2.5	10	14.5	2.4	34
9016	4÷6	4	9.5	3.6	28.5
9017	4÷6	5	9.5	3.6	29
9018	4÷6	6	11	3.6	31
9019	4÷6	8	14	3.6	36
9020	4÷6	10	15	3.6	37.5

1 confezione = 100 pz. / *1 pack = 100 pcs.*

CAPICORDA A FORCELLA IN RAME

COPPER FORK TERMINAL

NON ISOLATI / *NOT INSULATED*

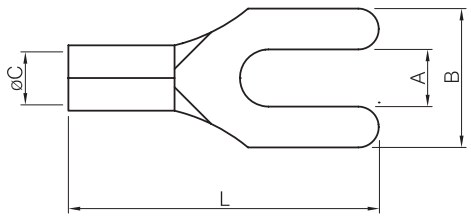

Materiale: rame stagnato elettroliticamente.
Material: *electrolytically tin plated copper.*

Articolo *Art.*	**Sezione mm²** *Section mm²*	**Ø A per vite MA** *Ø A for screw MA*	**B mm**	**Ø C mm**	**L mm**
8104	0.25÷1.5	3	5.5	1.8	13.7
8105	0.25÷1.5	4	6.5	1.8	15.4
8106	0.25÷1.5	5	8.5	1.8	15.4
8100	1.5÷2.5	3	5.5	2.4	13.7
8108	1.5÷2.5	4	6.5	2.4	15.4
8109	1.5÷2.5	5	8.5	2.4	15.4
8110	1.5÷2.5	6	12	2.4	20.5
8113	4÷6	4	7.5	3.6	18.8
8114	4÷6	5	9.5	3.6	18.8
8115	4÷6	6	10	3.6	22.9
8118 *	6÷9	5	12	4	24
8121	6÷9	10	14.5	4	26.5
8123	9÷10	8	15	5	29.5
8124	9÷10	10	15	5	29
8125	10÷16	6	15	6	28.5
8126	10÷16	8	15	6	28.5
8127	10÷16	10	18	6	30.5
8129	20÷25	8	14	7	31
8130	20÷25	10	18	7	36.5
8131	20÷25	12	18	7	36.5

PREISOLATI / *PREINSULATED*

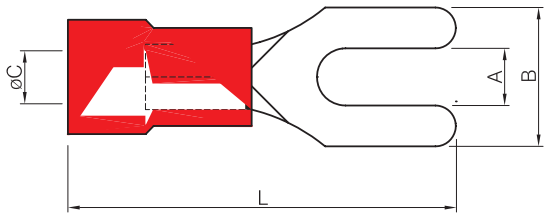

Materiale: rame stagnato elettroliticamente.
Material: *electrolytically tin plated copper.*

Articolo *Art.*	**Sezione mm²** *Section mm²*	**Ø A per vite MA** *Ø A for screw MA*	**B mm**	**Ø C interno rame mm** *Ø C copper interior mm*	**L mm**
9104	0.25÷1.5	3	5.7	1.8	22.5
9105	0.25÷1.5	4	7.2	1.8	22.5
9106	0.25÷1.5	5	8.5	1.8	22.5
9100	1.5÷2.5	3	6	2.5	22.5
9108	1.5÷2.5	4	7.2	2.5	22.5
9109	1.5÷2.5	5	9.5	2.5	23
9110	1.5÷2.5	6	11	2.5	29
9113	4÷6	4	7.1	3.4	27.5
9114	4÷6	5	9.5	3.4	28
9115	4÷6	6	12	3.4	34.5
9121	6÷9	10	15	4	35
9122	9÷10	6	12	5	36.5
9123	9÷10	8	14	5	38.5
9124	9÷10	10	15	5	38.5
9125	10÷16	6	14	6	40.5
9126	10÷16	8	14	6	40.5
9127	10÷16	10	18	6	40.5
9129	20÷25	8	14	7	50
9130	20÷25	10	18	7	50
9131	20÷25	12	18	7	50

1 confezione = 100 pz. / *1 pack = 100 pcs.*

* **IN ESAURIMENTO** / *RUNNING OUT*

CONNETTORI AD INNESTO RAPIDO NON ISOLATI

NOT INSULATED QUICK COUPLING CONNECTORS

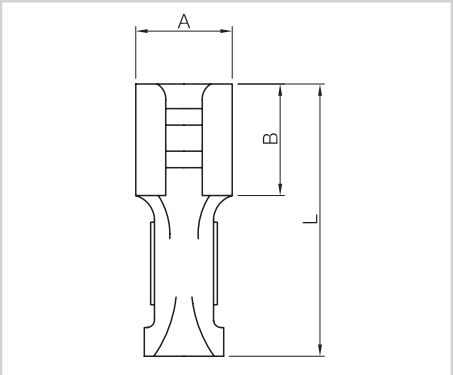

INNESTO FEMMINA
FEMALE CONNECTOR

Articolo *Art.*	**Sezione mm²** *Section mm²*	**A per maschio mm** *A for male mm*	**B mm**	**L mm**
7017	0.5÷1	2.8x0.5	6.3	15
7018	0.5÷1	4.8x0.5	6.3	15
7019	1÷2.5	6.3x0.8	7.7	19

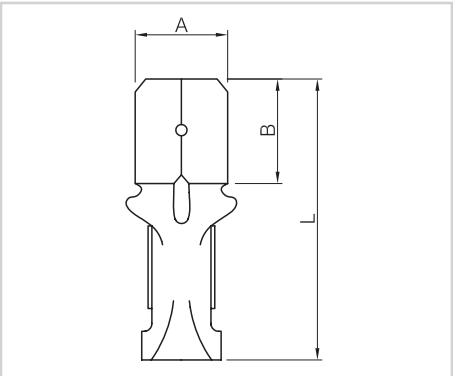

INNESTO MASCHIO
MALE CONNECTOR

Articolo *Art.*	**Sezione mm²** *Section mm²*	**A mm**	**B mm**	**L mm**
7023A	0.5÷1	2.8x0.5	5.8	13
7023	0.5÷1	4.8x0.5	6.3	17.3
7024	1÷2.5	6.3x0.8	7.9	20

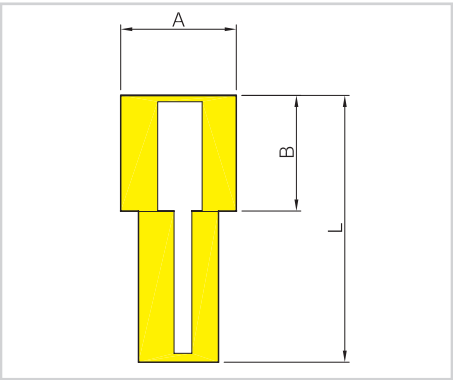

CAPPUCCIO PER CONNETTORI
CAP FOR CONNECTOR

Articolo *Art.*	**A mm**	**B mm**	**L mm**	**Adatto per** *Suitable for*
7117	5.5	7	18	**Femmina 2.8 /** *Female 2.8*
7118	7.5	9	20	**Femmina 4.8 /** *Female 4.8*
7120	9	11	24	**Femmina 6.3 /** *Female 6.3*

CAPPUCCI TERMINALI

TERMINAL CAPS

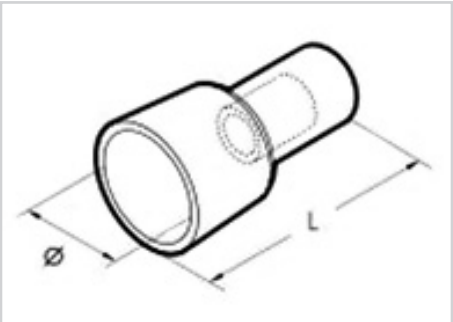

Articolo *Art.*	**Sezione mm²** *Section mm²*	**Ø C interno rame mm** *Ø C copper interior mm*	**L mm**
7200	0.25÷1.5	9.8	21
7201	1.5÷2.5	7.9	19.9
7202	1.5÷2.5	6.5	13.6
7203	4÷6	10.5	21.5
7204	4÷6	9	17.8

CONNETTORI AD INNESTO RAPIDO

QUICK COUPLING CONNECTORS

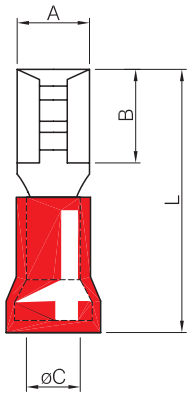

PREISOLATI INNESTO FEMMINA
PREINSULATED FEMALE CONNECTORS

Materiale: ottone stagnato elettroliticamente.
Material: *electrolytically tin plated brass.*

Articolo *Art.*	Sezione mm² *Section mm²*	A per maschio mm *A for male mm*	B mm	Ø C interno rame mm *Ø C copper interior mm*	L mm
7021B	0.25÷1.6	2.8x0.5	6.4	1.8	18.5
7021	0.25÷1.6	2.8x0.8	6.4	1.8	18.5
7025	0.25÷1.5	6.3x0.8	7.8	1.8	20.5
7026	1.5÷2.5	6.3x0.8	7.8	2.3	20.5
7027	4÷6	6.3x0.8	7.8	3.5	23.5

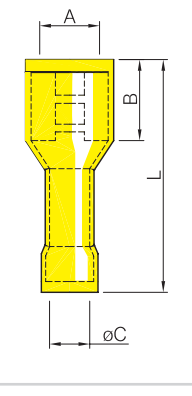

ISOLATI INNESTO FEMMINA
INSULATED FEMALE CONNECTORS

Materiale: ottone stagnato elettroliticamente.
Material: *electrolytically tin plated brass.*

Articolo *Art.*	Sezione mm² *Section mm²*	A per maschio mm *A for male mm*	B mm	Ø C interno rame mm *Ø C copper interior mm*	L mm
7015	0.25÷1.5	6.3x0.8	7.8	1.8	22
7016	1.5÷2.5	6.3x0.8	7.8	2.3	22
7016B	4÷6	6.3x0.8	7.8	3.5	25.5

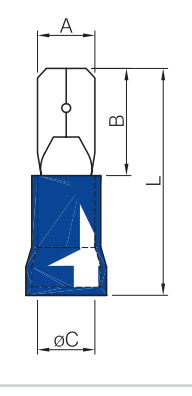

PREISOLATI INNESTO MASCHIO
PREINSULATED MALE CONNECTORS

Materiale: ottone stagnato elettroliticamente.
Material: *electrolytically tin plated brass.*

Articolo *Art.*	Sezione mm² *Section mm²*	A per maschio mm *A for male mm*	B mm	Ø C interno rame mm *Ø C copper interior mm*	L mm
7028	0.25÷1.5	6.3x0.8	8	1.8	20.7
7029	1.5÷2.5	6.3X0.8	8	2.3	21
7030	4÷6	6.3x0.8	8	3.5	25.5

1 confezione = 100 pz. / *1 pack = 100 pcs.*

PUNTALINI TONDI PREISOLATI

PRE-INSULATED ROUND CAPS

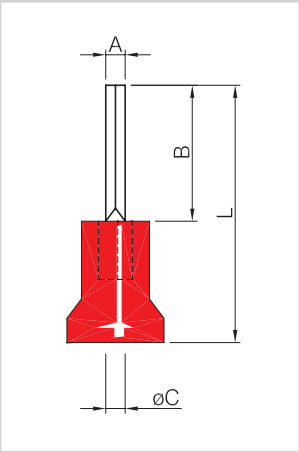

Materiale: rame stagnato elettroliticamente.
Material: *electrolytically tin plated copper.*

1 confezione = 100 pz. / *1 pack = 100 pcs.*

Articolo *Art.*	**Sezione mm²** *Section mm²*	**A mm**	**B mm**	**Ø C interno rame mm** *Ø C copper interior mm*	**L mm**
9801	0.25÷1.5	2	9	1.8	21
9811L	0.25÷1.5	2	12	1.8	24
9802	1.5÷2.5	2	9	2.5	21
9812L	1.5÷2.5	2	12	2.5	24
9803	4÷6	2.6	14	3.4	30

CONNETTORI PREISOLATI

PRE-INSULATED CONNECTORS

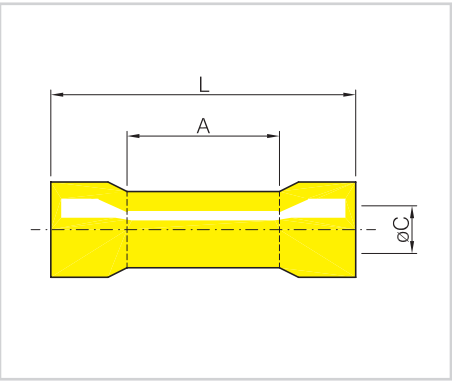

Materiale: rame stagnato elettroliticamente.
Material: *electrolytically tin plated copper.*

1 confezione = 100 pz. / *1 pack = 100 pcs.*

Articolo *Art.*	**Sezione mm²** *Section mm²*	**A mm**	**Ø C interno rame mm** *Ø C copper interior mm*	**L mm**
9901	0.25÷1.5	15	1.6	24.5
9902	1.5÷2.5	15	2.3	24.5
9903	4÷6	15	3.5	26

GIUNTI TESTA - TESTA

JOINT HEAD TO HEAD

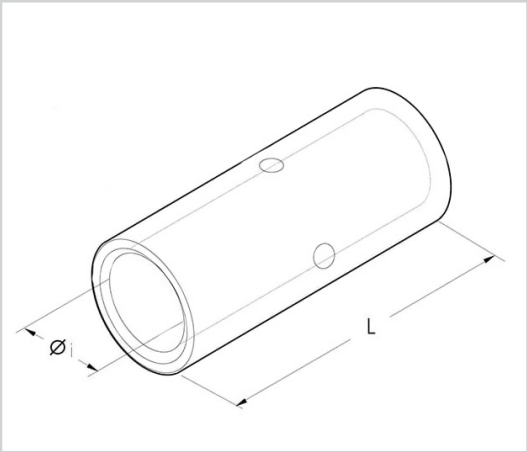

Materiale: rame elettrolitico.
Material: *electrolitic copper.*

1 confezione = 100 pz. / *1 pack = 100 pcs.*

Articolo *Art.*	**Sezione mm²** *Section mm²*	**L mm**	**Ø i interno rame mm** *Ø i copper interior mm*
9910	1.5÷2.5	15	2.4
9912	4÷6	22	3.6
9913	10	25	4.6
9914	16	27	5.8

MORSETTI AD UNA VIA A SERRAGGIO INDIRETTO

INDIRECT-TIGHTENING ONE-WAY TERMINALS



Articolo *Art.*	**Sezione nominale mm²** *Nominal cross-section mm²*	**Conf./pz.** *Pack/pcs.*
ZM.01	2.5x1	25
ZM.02	6x1	25
ZM.03	10x1	10
ZM.04 *	16x1	10
ZM.05 *	25x1	10
ZM.06 *	35x1	10

* **IN ESAURIMENTO** / *RUNNING OUT*

FASCETTE IN NYLON 6,6

NYLON STRAPS 6,6

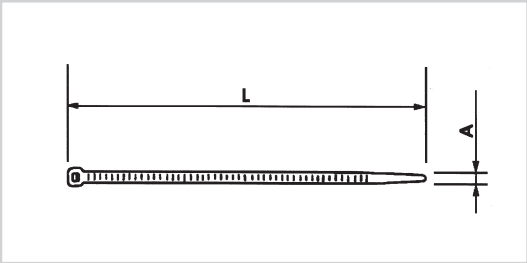

Articolo *Art.*	A mm	L mm
1601	2.4	80
1602	2.5	100
1603	2.6	135
1604	2.5	160
1605	2.6	200
1606	3.6	140
1607	3.6	200
1608	3.6	300
1609	3.6	370
1610	4.5	120
1611	4.5	160
1612 *	4.8	178
1613	4.8	200
1614	4.8	250
1615	4.8	300
1616	4.8	370
1617	4.8	430

Confezioni in buste da 100 pezzi / *1 pack = 100 pcs.*

* **IN ESAURIMENTO** / *RUNNING OUT*

PINZA A COCCODRILLO PER CAVI CARICABATTERIA

ALLIGATOR CLIP FOR BATTERY CHARGER CABLES

PZC.25R
Rosso / *Red*

PZC.25N
Nero / *Black*



VOLANTINI

HANDWHEELS



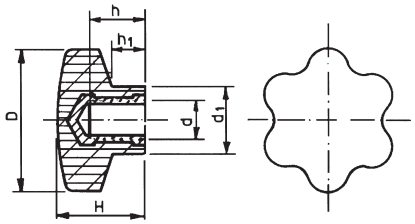

Volantini unificati, colore nero, inserto in ottone con foro filettato.
Standardised handwheels, black colour, brass insert with threaded hole.

*** IN ESAURIMENTO**
RUNNING OUT

Articolo / *Art.*	D	H	d	h	d¹	h¹
VF.355.3 *	20	16	M.3	7	13	8
VF.355.4			M.4	7.5		
VF.356.4	25	20	M.4	7.5	15	9
VF.356.5			M.5	8		
VF.356.6			M.6	10		
VF.357.5	30	25	M.5	10	17	11
VF.357.6			M.6	10		
VF.357.8			M.8	13.5		
VF.359.6	40	30	M.6	10	21	13
VF.359.8			M.8	13.5		
VF.359.10			M.10	15		
VF.360.8	50	33	M.8	15	23	13
VF.360.10			M.10	15		
VF.360.12			M.12	18		
VF.361.8	60	37	M.8	15	28	15
VF.361.10			M.10	15		
VF.361.12			M.12	18		
VF.362.10	70	41	M.10	15	30	17
VF.362.12			M.12	18		
VF.363.10	80	47	M.10	15	32	19
VF.363.12			M.12	18		



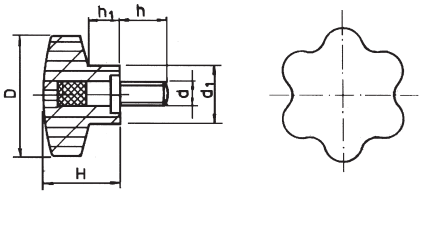

Volantini unificati, colore nero, con perno in ferro filettato.
Standardised handwheels, black colour, with threaded iron pin.

Articolo / *Art.*	D	H	d	h	d¹	h¹
VP.372.5	20	16	M.5	60	13	8
VP.373.4	25	20	M.4	60	15	9
VP.373.5			M.5			
VP.373.6			M.6			
VP.374.4	30	25	M.4	60	17	11
VP.374.5			M.5			
VP.374.6			M.6			
VP.374.8			M.8			
VP.376.5	40	30	M.5	60	21	13
VP.376.6			M.6			
VP.376.8			M.8			
VP.376.10			M.10			
VP.377.8	50	33	M.8	60	23	13
VP.377.10			M.10			
VP.377.12			M.12			
VP.378.8	60	37	M.8	60	28	15
VP.378.10			M.10			
VP.378.12			M.12			
VP.379.10	70	41	M.10	60	30	17
VP.379.12			M.12			
VP.380.10	80	47	M.10	60	32	19
VP.380.12			M.12			
VP.380.14			M.14			

POMOLI - MANIGLIE

KNOBS - HANDLES



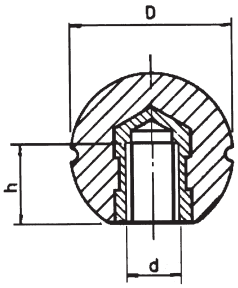

Pomoli a sfera, colore nero inserto in ottone con foro filettato.
Ball knobs, black colour brass insert with threaded hole.

Articolo *Art.*	D	h	d
PP.382	18	8	M.5
PP.383	22	10	M.5
PP.384.6	26	13	M.6
PP.384.8	26	13	M.8
PP.385	30	15	M.10
PP.386	35	15	M.10
PP.388	45	20	M.14
PP.389	50	20	M.16
PP.390	55	21	M.18

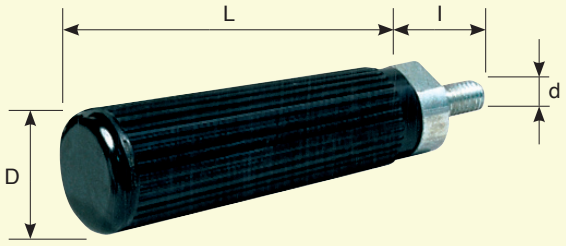

Impugnature girevoli con perno filettato.
Revolving grip with threaded pin.

Articolo *Art.*	D	L	d	l	Chiave *Spanner*
MA.324	30	98	M.8	17	17
MA.325	30	98	M.10	17	17

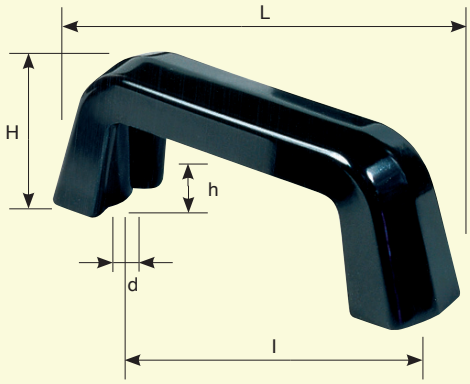

Maniglie per saldatrici.
Handles for welding units.

Articolo *Art.*	H	L	d	h	l
MS.326	45	130	M.5	10	110
MS.327	55	164	M.8	13	132
MS.328	60	188	M.10	18	150

VOLANTINI A RAZZE

SPOKE HANDWHEELS



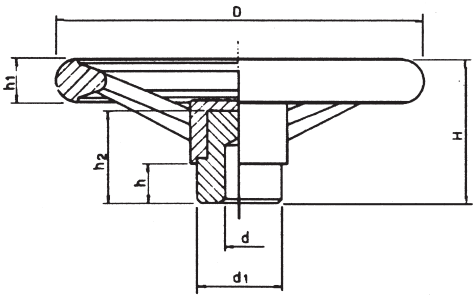

Senza maniglia
Without handle

Mozzo in acciaio
Steel hub

Colore nero
Black colour

IMUF
Ingombro massimo utile per la foratura.
Max drilling dimensions.

Articolo *Art.*	D	H	d	d^1	h	h^1	h^2	IMUF
VT.305	100	46	8	24	12	14	31	17
VT.306	120	49	8	24	12	15	31	17
VT.307	140	55	10	32	15	17	35	24
VT.308	160	59	10	32	15	19	35	24
VT.309	180	69	10	40	17	23	42	31
VT.310	200	75	10	40	17	24	42	31
VT.311	250	78	14	49	20	28	51	35
VT.312	300	91	14	58	20	30	53	45



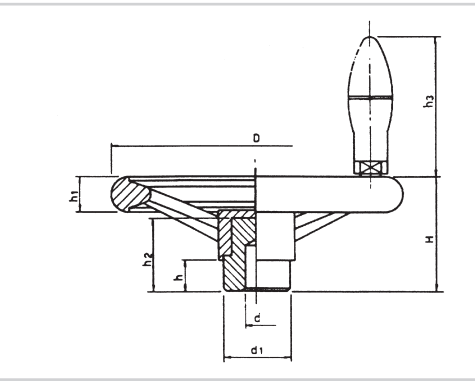

Con maniglia girevole
With rotating handle

Mozzo in acciaio
Steel hub

Colore nero
Black colour

IMUF
Ingombro massimo utile per la foratura.
Max drilling dimensions.

Articolo *Art.*	D	H	d	d^1	h	h^1	h^2	h^3	IMUF
VM.315	100	46	8	24	12	14	31	46	17
VM.316	120	49	8	24	12	15	31	46	17
VM.317	140	55	10	32	15	17	35	65	24
VM.318	160	59	10	32	15	19	35	65	24
VM.319	180	69	10	40	17	23	42	79	31
VM.320	200	75	10	40	17	24	42	79	31
VM.321	250	78	14	49	20	28	51	90	35
VM.322	300	91	14	58	20	30	53	100	45

ATTREZZATURE

TOOLS

BRS.807



SET CHIAVI MASCHIO ESAGONALI PIEGATE DA 9 PEZZI 1,5 - 10 MM
Caratteristiche
Satinate
Tipo corto
In supporto pieghevole
Materiale: acciaio Chrome Vanadium

9 PIECES BENT HE XAGONAL MALE KEY SET 1,5 - 10 MM
Characteristics
Satin
Short type
Folding stand
Material: chrome vanadium steel

CHS.1211



SET 12 PEZZI, CHIAVI COMBINATE, 6-22 MM
Caratteristiche
Conforme DIN 3113
Finitura cromata, estremità lucide
Misure: 6-7-8-9-10-11-12-13-14-17-19-22 mm
In supporto da parete in plastica

SET OF 12 KEYS COMBINED
Characteristics
Compliant DIN 3113
Chrome finish, polished ends
Measures: 6-7-8-9-10-11-12-13-14-17-19-22 mm
Wall bracket made of plastic

SPZ.3172



SPAZZOLA DI ACCIAIO, RIVESTITA IN OTTONE, LUNGHEZZA 260 MM
Caratteristiche
Con impugnatura in polipropilene

STEEL BRUSH, BRASSO COATED LENGHT
Characteristics
With polypropylene handle



CHIAVI FISSE A FORCHETTA DOPPIE DIN 3110 - TUV/GS GERMANY CHROME VANADIUM

WRENCHES DIN 3110 - TUV/GS GERMANY CHROME VANADIUM

Descrizione / *Description*	
CH.555	5x5,5 mm
CH.67	6V7 mm
CH.89	8x9 mm
CH.1011	10x11 mm
CH.1013	10x13 mm
CH.1213	12x13 mm
CH.1415	14x15 mm
CH.1417	14x17 mm
CH.1617	16x17 mm
CH.1719	17x19 mm
CH.1819	18x19 mm
CH.1922	19x22 mm
CH.2022	20x22 mm
CH.2123	21x23 mm
CH.2224	22X24 mm
CH.2427	24x27 mm
CH.2528	25x28 mm
CH.2730	27x30 mm
CH.2732	27x32 mm
CH.3032	30x32 mm
CH.3034	30x34 mm
CH.3641	36x41 mm

ADA.8135



ASSORTIMENTO 146 PEZZI, DADI AUTOBLOCCANTI
Caratteristiche
Finitura cromata
Inserto in nylon
Formati: M4-5-6-8-10-12

ASSORTMENT 146 PIECES SELF-LOCKING
Characteristics
Chrome finish
Nylon insert
Siezes: M4-5-6-8-10-12

ESG.8068



ASSORTIMENTO 150 PEZZI, DADI ESAGONALI
Caratteristiche
Finitura zincata
Formati: M3-4-5-6-8-10

ASSORTMENT 150 PIECES, HEXAGONAL NUTS
Characteristics
Galvanized finish
Siezes: M3-4-5-6-8-10

LOCTITE 401



ADESIVO UNIVERSALE
Adesivo universale per incollare la maggior parte dei substrati in plastica, gomma, metallo, cartone, legno.

UNIVERSAL ADESIVE
Universal adhesive for bonding most plastic, rubber, metal, cartboard, wood substrates.

Articolo *Art.*	**Descrizione** *Description*
L.401	**Flacone 5 g.** / Bottle 5 g.

LOCTITE 270



FRENAFILETTI ALTA RESISTENZA
Frenafiletti ad alta resistenza meccanica.
Indicato per prigionieri in genere anche in acciaio inossidabile e bulloni zincati.
Consigliato per il montaggio dei prigionieri sul monoblocco del motore e corpi pompa.

THREADLOCKER HIGH STRENGTH
Threadlocker high mechanical strength.
Also suitable for stainless studs and galvanized bolts.
Recommeded for mounting studs on the motor monoblock and pump bodies.

Articolo *Art.*	**Descrizione** *Description*
L.270	**Flacone 50 ml.** / Bottle 50 ml.

DMX 40



LUBRIFICANTE MULTIFUNZIONE
Lubrificante multifunzione ad azione sbloccante, detergente, protettiva e lubrificante. Penetra in modo rapido ed efficace, aderisce sulle superfici metalliche, scioglie ruggine ed ossido da dadi, bulloni, perni, viti sbloccando le parti interessate velocemente. Dissolve i depositi di olii o grassi anche ossidati o irranciditi, il catrame, la morchia. Garantisce una efficace barriera protettiva prevenendo dalla corrosione e dalla ruggine. Durante prolungati periodi di inattività protegge macchinari, motociclette, biciclette, elettrodomestici, attrezzi da giardinaggio, ecc... Lubrifica grazie alla sua particolare formulazione a base idrocarburi e olii speciali, forma una sottile ma resistente pellicola con un elevato potere lubrificante. Idrorepellente: espelle l'umidità ed elimina le dispersioni di corrente. Non isola i contatti.
Modalità d'uso: spruzzare il prodotto da una distanza di circa 20 cm sulla parte da trattare.

MULTI–PURPOSE LUBRICANT
Multifunction lubricant with unlocking, protective and lubricating action. Penetrates quickly and effectively, adheres to metal surfaces, melts rust and oxide fro nuts, pins, screws unlocking the affected parts quickly. Dissolves deposits of oils or fats, whether or not oxidized or rancid, tar, sludge. Provides an effective protective barrier preventing corrosion and rust. During prolonged periods of inactivity protects machinery, motorcycles, bicycles. Lubricates thanks to its particular formulation, based on hydricarbons and special oils, forms a thin but resistant leather with a high lubricating power. Water repellent: expels moisture, and eliminates leakage current, Does not isolate the contacts.
How to use: *spray the product form a distance of about 20 cm on the part to be treated.*

ATTREZZATURE

TOOLS

PT.L



PISTOLA SOFFIAGGIO A LEVA
Caratteristiche
Pistola professionale per soffiaggio con regolazione tramite leva

LEVER TYPE BLOW GUN
Characteristics
Professional blow gun lever adjustment

PT.P



PISTOLA SOFFIAGGIO CON PROLUNGA
BLOW GUN WIT EXTENSION

PT.A



PISTOLA SOFFIAGGIO ARIA - SERIE NORMALE IN LEGA ALLUMINIO

AIR BLOW GUN-NORMAL ALUMINIUM ALLOY SERIES

PT.12



PISTOLA GONFIAGGIO
Caratteristiche
Manometro Ø 63
Pressione massima 0 - 12 Bar
Lunghezza tubo cm 40

INFLATION GUN
Characteristics
Monometer Ø 63
Max Pressure 0 - 12 Bar
Length cm 40



TUBO SPIRALATO CON INNESTI RAPIDI
SPIRAL TUBE WITH QUICK COUPLINGS

SP.10
Ø Tubo / *Ø Tube: 8x10*
Lunghezza / *Lenght: 10 m*

SP.15
Ø Tubo / *Ø Tube: 8x10*
Lunghezza / *Lenght: 15 m*



KIT ARIA COMPRESSA CON ATTACCO A VITE
Contenuto
Pistola soffiaggio, Pistola gonfiagomme, Pistola lavaggio, Aerografo per verniciatura universale per ogni tipo di vernice,Tubo spirale da 5 m. raccordato pronto all'uso, Made in Italy.

COMPRESSED AIR KIT WITH SCREW CONNECTION
Content
Blown gun, Tyre Gun, Washing Gun, Universal spray for all type of paint, 5 Meters spiral hose connected and ready for use, Made in Italy.

KC.A
Fusione di alluminio e acciaio
Iron and steel casting

KC.N
Nylon al carbonio
Carbo nylon



CONTENITORI IN POLISTIROLO ANTIURTO SOVRAPPONIBILI
I contenitori in polistirolo antiurto sono adatti ad uso industriale.
Grazie ad un sistema ad incastro sono componibili in senso orizzontale e verticale, in modo da poter realizzare robuste strutture.

STACKABLE SHOCK-RESISTANT POLYSTYRENE CONTAINERS
Shock-resistant polystyrene containers are suitable for industrial use.
Thanks to a nesting system, they can be assembled both horizontally and vertically, in order to create robust structures.

Descrizione / *Description*			
Articolo *Art.*	**Lunghezza mm** *Length mm*	**Larghezza mm** *Width mm*	**Altezza mm** *Height mm*
CNT.2	160	110	76
CNT.3	240	150	125
CNT.4	360	212	165
CNT.5	504	313	190
CNT.6	610	380	250



CASSETTA PORTAUTENSILI IN LAMIERA VERNICIATA
PAINTED SHEET METAL TOOLBOX

Descrizione / *Description*				
Articolo *Art.*	**Tipo** *Type*	**Lunghezza** *Length*	**Larghezza** *Width*	**Altezza** *Height*
CPL.3	3 scomparti *3 shared*	450 mm	200 mm	150 mm
CPL.5	5 scomparti *5 shared*	450 mm	200 mm	200 mm

CPP.565



CASSETTA IN MATERIALE PLASTICO CON CONTENITORE E VASCHETTE PORTAMINUTERIA, VUOTA
Caratteristiche
Con 2 vaschette portaminuteria integrate nel coperchio
Con 1 contenitore portaminuteria interno asportabile
Dimensioni (LxAxP): 565x286x286 mm
Cassetta venduta senza utensili

THERMOPLASTIC BOX WITH CONTAINERS AND COMPARTMENS FOR SMALL PARTS EMPTY
Characteristics
With 2 integrated compartments for small items in the lid
With 1 container for small parts complete takeaway
Dimensions (LxAxP): 565x286x286 mm
Box sold without tools



CP.150



CASSETTA PORTAMINUTERIA A 18 SCOMPARTI
Caratteristiche
Lunghezza: 320
Larghezza: 150
Altezza: 50

18 COMPARTMENT PENCIL CASE
Characteristics
Length: 320
Width: 150
Height: 50

CPA.460



VALIGETTA PORTAUTENSILI ALLUMINIO 460x340x150 MM
Caratteristiche
Cassette portautensili e divisori removibili
Con cinghia di trasporto
Dimensioni interne:
- coperchio 320x440x40 mm (senza pannello portautensili)
- corpo: 320x440x95 mm

ALLUMINIUM TOOL BOX 460x340x150 MM
Characteristics
Tool box with removable dividers
With transport brace
Internal dimensions:
- Lid 320x440x40 mm (without tool panel)
- body 320x440x95 mm

ATTREZZATURE

TOOLS

CD.S



CARTA DOPPIO STRATO
Tipo di carta: pulitutto, assorbente e resistente
Strappi: 800 circa
Confezione: set da 2 rotoli

DOUBLE-LAYER PAPER
Type of paper towel, absorbed and resistant
About 800 straps
Package of 2 rolls



TELAI PORTAROTOLO
Completamente in metallo
Verniciato a polvere
Colore bianco

ROLL HOLDER FRAMES
Completely in metal
Powder coated
Colour white

Articolo *Art.*	**Descrizione** *Description*
P.TR	Distributore a terra Ground Distributor
P.PA	Distributore a parete Wall Mounted Dispenser



CREMA LAVAMANI DETERGENTE OKTIMA FLUIDA
Oktima Fluida è una crema fluida con microgranuli, formulata specificatamente per la rimozione dalle mani di sporco resistente consentendo di avere una pulizia rapida e profonda. La coesione di tensioattivi di origine naturale vegetale fa sì che il prodotto rispetti il delicato equilibrio epidermico e lasci le mani deterse e piacevolmente profumate.

OPTIMA LIQUID HAND CLEANSER
Oktima fluid is a cream with microgranules, formulated specifically for the removal of resistant dirt from te hands, allowing for quick and deep cleaning. The cohesion of natural plant-based surfactants ensures that product respects the delicate epidermic.

Articolo / *Art.*	**Descrizione /** *Description*
PAC.1	Barattolo da 1 litro / 1 lt jar
PAC.5	Barattolo da 5 litri / 5 lt jar



PASTA LAVAMANI DETERGENTE ABRASIVA
Prodotto cosmetico biodegradabile di origine naturale. Il ciclo di produzione e gli ingredienti, sono certificati da autorizzazioni sanitarie.
Utilizzo: prodotto pastoso abrasivo senza sabbia, deterge le mani a fondo da ogni tipo di sporco. È particolarmente indicata nel caso di sporchi industriali molto resistenti, come quelli derivati da lavorazioni tipiche delle industrie meccaniche, siderurgiche, elettroniche, termotecniche, edili ed agricole.
Modalità d'uso: applicare il prodotto sulle mani asciutte e strofinare fino a sciogliere tutto lo sporco. Sciacquare ed asciugare.

HAND WASHING PASTE ABRASIVE
Biodegradable cosmetic product of natural origin. The production cycle and ingredients are certified by health authorities.
Use: *pasty abrasive product without sand, cleans hands deeply from all types of dirt. It is particularly suited for very resistant industrial soils, such as those derived from typical operations in mechanical, metallurgical, electronic, thermotechnic, construction, and agricultural industries.*
How to use: *apply the product on dry hands and rub until all dirt is dissolved. Rinse and dry.*

Articolo / *Art.*	**Descrizione /** *Description*
PA.1	Barattolo da 1 litro / 1 lt jar
PA.5	Barattolo da 5 litri / 5 lt jar



GUANTO MONOUSO IN NITRILE
Guanto monouso in gomma nitrilica non sterile senza polvere.
Altamente resistente è idoneo anche al contatto con alimenti.
Confezione da 100 pezzi.

DISPOSABLE NITRILE GLOVE
Disposable nitrile rubber gloves non-sterile powder-free.
Highly resistant and suitable for contact with food.
Package of 100 pieces.

Articolo / *Art.*	**Taglia** / *Size*
GN.8M	8 - M
GN.9L	9 - L
GN.10XL	10 - XL



GUANTO DA LAVORO IN PELLE FIORE
"Grade A" extra morbido.

LEATHER WORK GLOVES
"Grade A" extra soft.

UNI EN 388

Articolo / *Art.*	**Taglia** / *Size*
GLP.10	10



GUANTO DA LAVORO SPALMATO POLIURETANO
Guanto in 100% poliestere con palmo in nitrile.
Colore nero.

POLYURETHANE COATED WORK GLOVES
Glove in 100% polyester with nitrile palm.
Colour black.

UNI EN 388

Articolo / *Art.*	**Taglia** / *Size*
GP.7S	7 - S
GP.8M	8 - M
GP.9L	9 - L
GP.10XL	10 - XL

DELL'ERBA Srl
RICAMBI MOTORI ELETTRICI

ASPIRAZIONE
ASPIRATION

CONDIZIONAMENTO
CONDITIONING

VENTILAZIONE
VENTILATION

Tutte le caratteristiche tecniche riportate in questo catalogo sono state fornite dalle case costruttrici e sono suscettibili di variazioni senza alcun preavviso.

All the technical specifications shown in the catalogue have been provided by the manufacturers and are subject to change without notice.

MOTORI PER ASPIRAPOLVERE - ASPIRALIQUIDI BY-PASS

MOTORS FOR VACUUM-CLEANERS AND BY-PASS LIQUID ASPIRATORS

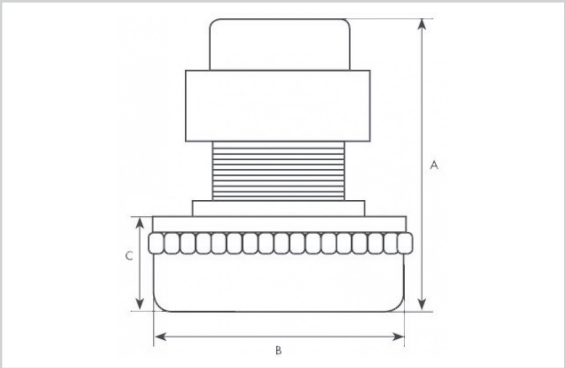

CARATTERISTICHE TECNICHE:
Esecuzione con due cuscinetti a sfere.
Due impedenze antidisturbo radio.
Classe di isolamento B Grado II.
Motore monofase 230V 50/60 Hz
Costruzione conforme alle norme CE.

TECHNICAL CHARACTERISTICS:
Execution with two ball bearings.
Two radio antijamming impedances.
Insulation class B Degree II.
230V 50/60 Hz single-phase motor.
CE norms.



Articolo *Art.*	**Potenza max W** *Max power W*	**A**	**Ø B**	**C**	**Stadi** *Stages*
ASP.811.1	1200	168	144	69	2



Articolo *Art.*	**Potenza max W** *Max power W*	**A**	**Ø B**	**C**	**Stadi** *Stages*
ASP.810	1000	168	144	69	2
ASP.811	1200	173	144	69	2



Articolo *Art.*	**Potenza max W** *Max power W*	**A**	**Ø B**	**C**	**Stadi** *Stages*
ASP.502	1000	168	144	69	2
ASP.504	1200	176	144	69	2
ASP.506	1200	166	144	69	2
ASP.524	500 - 24V	170	144	66.5	2
ASP.536	600 - 36V	170	144	66.5	2

MOTORI PER ASPIRAPOLVERE - ASPIRALIQUIDI BY-PASS

MOTORS FOR VACUUM-CLEANERS AND BY-PASS LIQUID ASPIRATORS

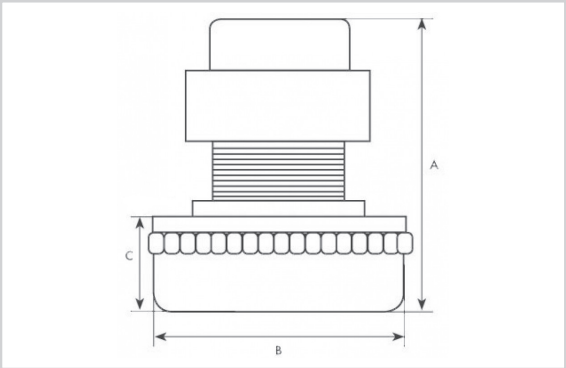

CARATTERISTICHE TECNICHE:
Esecuzione con due cuscinetti a sfere.
Due impedenze antidisturbo radio.
Classe di isolamento B Grado II.
Motore monofase 230V 50/60 Hz
Costruzione conforme alle norme CE.

TECHNICAL CHARACTERISTICS:
Execution with two ball bearings.
Two radio antijamming impedances.
Insulation class B Degree II.
230V 50/60 Hz single-phase motor.
CE norms.



Articolo *Art.*	**Potenza max W** *Max power W*	**A**	**Ø B**	**C**	**Stadi** *Stages*
ASP.612	1200	203	144	92.5	3
ASP.613	1500	205	144	92.5	3
ASP.624	500 - 24V	200	144	90	3
ASP.636	600 - 36V	200	144	90	3



Articolo *Art.*	**Potenza max W** *Max power W*	**A**	**Ø B**	**C**	**Stadi** *Stages*
ASPK.700	1320	240	190	55	2



1. Convogliatore motore pz.1
2. Anello motore MM13 (guarnizione inferiore) pz.1
3. Anello motore MM5 (guarnizione superiore) pz.1
4/5. Adattatori

1. *Motor conveyor pz.1*
2. *Motor ring MM13 (lower gasket) pz.1*
3. *Motor ring MM5 (upper gasket) pz.1*
4/5. *Adapters*

MOTORI PER ASPIRAZIONE CENTRALIZZATA

CENTRALIZED VACUUM MOTORS

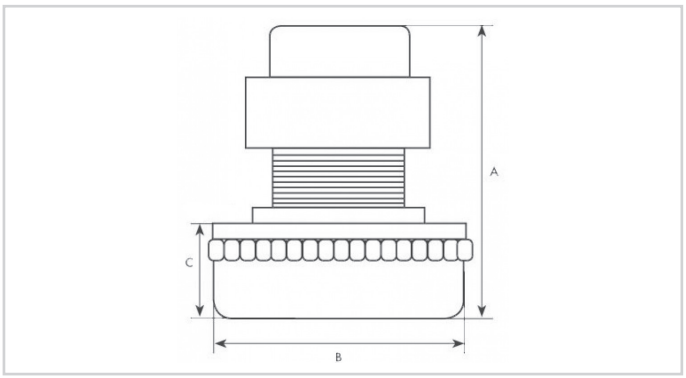

CARATTERISTICHE TECNICHE:
Esecuzione con due cuscinetti a sfere.
Due impedenze antidisturbo radio.
Classe di isolamento B Grado II.
Motore monofase 230V 50/60 Hz
Costruzione conforme alle norme CE.

TECHNICAL CHARACTERISTICS:
Execution with two ball bearings.
Two radio antijamming impedances.
Insulation class B Degree II.
230V 50/60 Hz single-phase motor.
CE norms.

NEW »



Articolo *Art.*	Potenza max W *Max power W*	A	Ø B	C	Stadi *Stages*
ASP.592	1100	177	144	73	2

NEW »



Articolo *Art.*	Potenza max W *Max power W*	A	Ø B	C	Stadi *Stages*
ASP.593	1200	203	144	99	3



Articolo *Art.*	Potenza max W *Max power W*	A	Ø B	C	Stadi *Stages*
ASP.600	1650	201	182	63	2



Articolo *Art.*	Potenza max W *Max power W*	A	Ø B	C	Stadi *Stages*
ASP.599	1601	224	182	75	3

MOTORI PER ASPIRAPOLVERE - ASPIRALIQUIDI BY-PASS

MOTORS FOR VACUUM-CLEANERS AND BY-PASS LIQUID ASPIRATORS

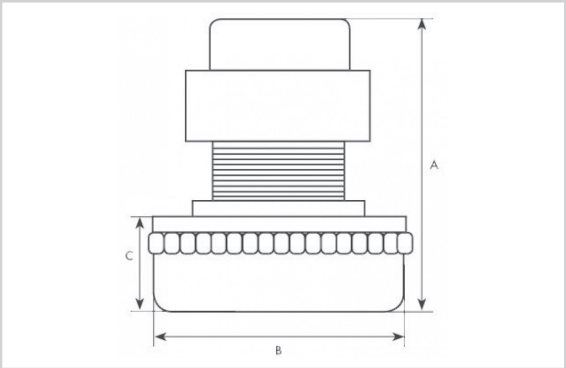

CARATTERISTICHE TECNICHE:
Esecuzione con due cuscinetti a sfere.
Due impedenze antidisturbo radio.
Classe di isolamento B Grado II.
Motore monofase 230V 50/60 Hz
Costruzione conforme alle norme CE.

TECHNICAL CHARACTERISTICS:
Execution with two ball bearings.
Two radio antijamming impedances.
Insulation class B Degree II.
230V 50/60 Hz single-phase motor.
CE norms.



Articolo *Art.*	**Potenza max W** *Max power W*	**A**	**Ø B**	**C**	**Stadi** *Stages*
ASP.601	1000	138	144	50	1



Articolo *Art.*	**Potenza max W** *Max power W*	**A**	**Ø B**	**C**	**Stadi** *Stages*
ASP.224	500 - 24V	170	144	71	2
ASP.236	600 - 36V	170	144	71	2



Articolo *Art.*	**Potenza max W** *Max power W*	**A**	**Ø B**	**C**	**Stadi** *Stages*
ASP.324	500 - 24V	200	144	94	3
ASP.336	600 - 36V	200	144	94	3

MOTORI PER ASPIRAPOLVERE - ASPIRALIQUIDI BY-PASS

MOTORS FOR VACUUM-CLEANERS AND BY-PASS LIQUID ASPIRATORS

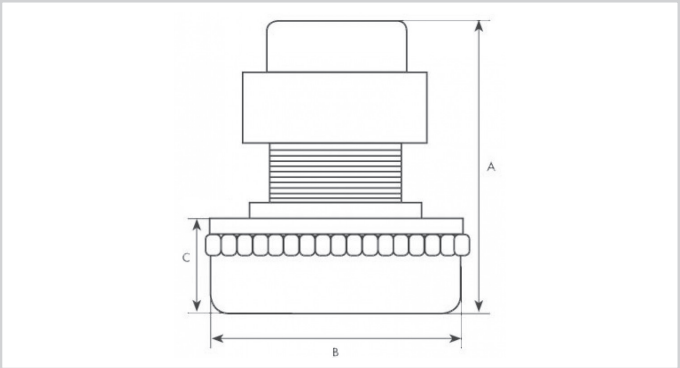

CARATTERISTICHE TECNICHE:
Esecuzione con due cuscinetti a sfere.
Due impedenze antidisturbo radio.
Classe di isolamento B Grado II.
Motore monofase 230V 50/60 Hz
Costruzione conforme alle norme CE.

TECHNICAL CHARACTERISTICS:
Execution with two ball bearings.
Two radio antijamming impedances.
Insulation class B Degree II.
230V 50/60 Hz single-phase motor.
CE norms.



Articolo *Art.*	**Potenza max W** *Max power W*	**A**	**Ø B**	**C**	**Stadi** *Stages*
ASP.500	1000	143	144	50	1



Articolo *Art.*	**Potenza max W** *Max power W*	**A**	**Ø B**	**C**	**Stadi** *Stages*
ASP.500.1	950	138	144	49.6	1



Articolo *Art.*	**Potenza max W** *Max power W*	**A**	**Ø B**	**C**	**Stadi** *Stages*
ASP.500.2 **(de walt)**	1200	143	144	41.5	1



Articolo *Art.*	**Potenza max W** *Max power W*	**A**	**Ø B**	**C**	**Stadi** *Stages*
ASP.306	800	175	106	48.5	2

MOTORI PER ASPIRAPOLVERE

MOTORS FOR VACUUM-CLEANERS

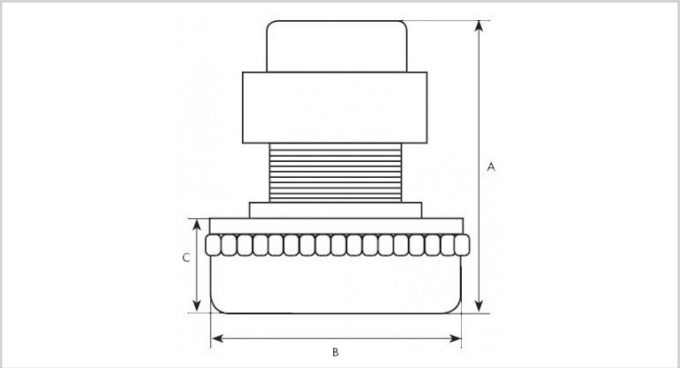

CARATTERISTICHE TECNICHE:
Esecuzione con due cuscinetti a sfere.
Due impedenze antidisturbo radio.
Classe di isolamento B Grado II.
Motore monofase 230V 50/60 Hz
Costruzione conforme alle norme CE.

TECHNICAL CHARACTERISTICS:
Execution with two ball bearings.
Two radio antijamming impedances.
Insulation class B Degree II.
230V 50/60 Hz single-phase motor.
CE norms.



Articolo *Art.*	**Potenza max W** *Max power W*	**A**	**Ø B**	**C**	**Stadi** *Stages*
ASP.312	1100	131	144	40	1



Articolo *Art.*	**Potenza max W** *Max power W*	**A**	**Ø B**	**C**	**Stadi** *Stages*
ASP.308	1000	156	144	66.5	2
ASP.310	1300	162	144	66.5	2



Articolo *Art.*	**Potenza max W** *Max power W*	**A**	**Ø B**	**C**	**Stadi** *Stages*
ASP.309	800	157	144	66.5	2
ASP.311	900	165	144	66.5	2



Articolo *Art.*	**Potenza max W** *Max power W*	**A**	**Ø B**	**C**	**Stadi** *Stages*
ASP.313	1300	190	144	92	3

MOTORI PER ASPIRAZIONE

VACUUM MOTORS

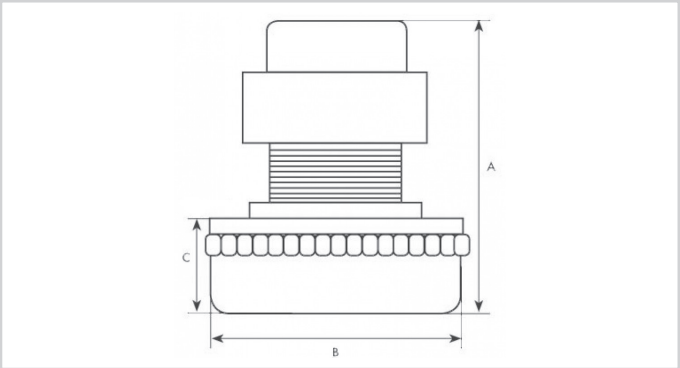

CARATTERISTICHE TECNICHE:
Esecuzione con due cuscinetti a sfere.
Due impedenze antidisturbo radio.
Classe di isolamento B Grado II.
Motore monofase 230V 50/60 Hz
Costruzione conforme alle norme CE.

TECHNICAL CHARACTERISTICS:
Execution with two ball bearings.
Two radio antijamming impedances.
Insulation class B Degree II.
230V 50/60 Hz single-phase motor.
CE norms.



Articolo *Art.*	**Potenza max W** *Max power W*	**A**	**Ø B**	**C**	**Stadi** *Stages*
ASP.305	850	186	144	58.5	2



Articolo *Art.*	**Potenza max W** *Max power W*	**A**	**Ø B**	**C**	**Stadi** *Stages*
ASP.307	800	161	106	61	2



Articolo *Art.*	**Potenza max W** *Max power W*	**A**	**Ø B**	**C**	**Stadi** *Stages*
ASP.800	1000	131	130	35	1



Articolo *Art.*	**Potenza max W** *Max power W*	**A**	**Ø B**	**C**	**Stadi** *Stages*
ASP.319	1350	109	109	29	1

MOTORI DIRETTI

THROUGH FLOW MOTORS

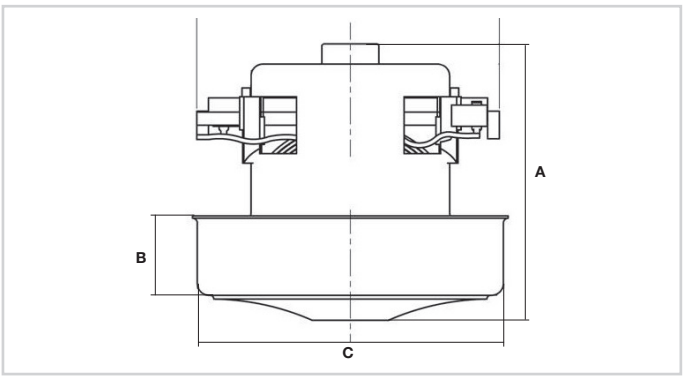

CARATTERISTICHE TECNICHE:
Esecuzione con due cuscinetti a sfere.
Due impedenze antidisturbo radio.
Classe d'isolamento B Grado II.
Motore monofase 230V 50/60 Hz.
Costruzione conforme alle norme CE.

TECHNICAL CHARACTERISTICS:
Execution with two ball bearings.
Two radio antijamming impedances.
Insulation class B Degree II.
230V 50/60 Hz single-phase motor.
CE norms.



Articolo *Art.*	**Potenza max W** *Max power W*	**A**	**B**	**C**	**Stadi** *Stages*
ASP.314	1000	132	45	129/136	1
ASP.314 L KARKER - HILTI	1200	136	46	143/149	1



Articolo *Art.*	**Potenza max W** *Max power W*	**A**	**B**	**C**	**Stadi** *Stages*
ASP.315	1000	121	35	132	1
ASP.315 L	1400	122	35	139	1



Articolo *Art.*	**Potenza max W** *Max power W*	**A**	**B**	**C**	**Stadi** *Stages*
ASP.316	1200	125	35	130	1



Articolo *Art.*	**Potenza max W** *Max power W*	**A**	**B**	**C**	**Stadi** *Stages*
ASP.318	1400	114	44	130	1

MOTORI ADATTABILI VORWERK FOLLETTO

ADAPTABLE MOTOR VORWERK FOLLETTO

ASP.120



Motore adattabile per modello VK 120-121-122
Adaptable motor for model VK 120-121-122

ASP.116



Motore adattabile per modello VK 116-117
Adaptable motor for model VK 116-117

ASP.135



Motore adattabile per modello VK 135-136- Kobold 135
Adaptable motor for model VK 135-136 Kobold 135

ASP.130



Motore adattabile per modello VK 130-131
Adaptable motor for model VK 130-131

NEW »

RICAMBI PER MOTORI ASPIRAPOLVERE/ASPIRALIQUIDI

SPARES FOR MOTORS VACUUM-CLEANERS AND LIQUID ASPIRATORS

COMPLETI DI SPAZZOLE / *WITH BRUSHES*

PS.55



3301

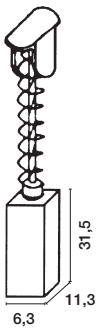

PS.70 per/*for* ASP.599/600



GR.80

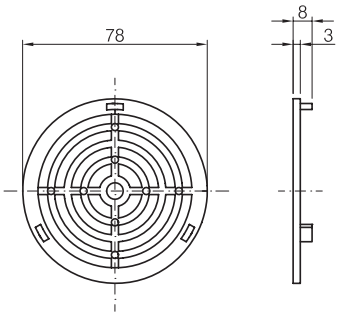

G.300



HAKO



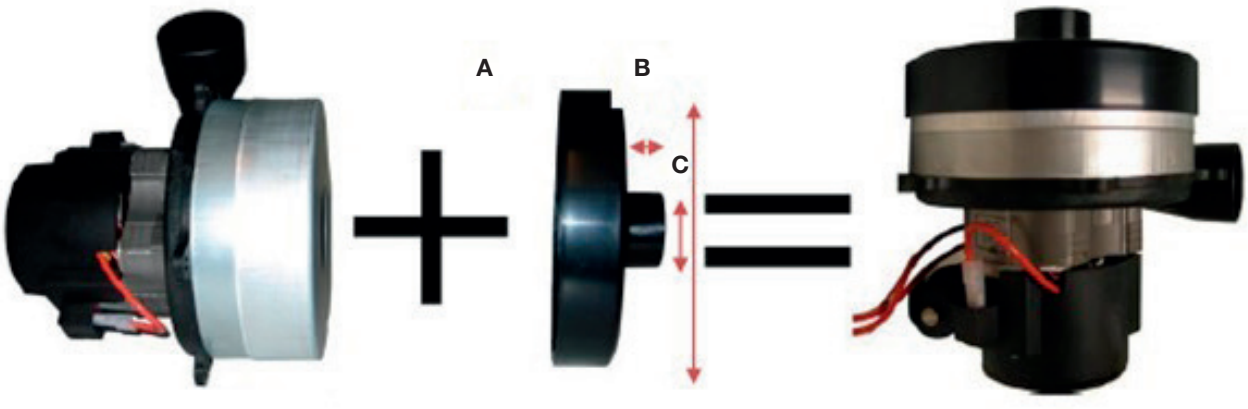

Motore Aspirazione ***Suction Motor*** + **Adattatore invito Asp.** ***Inlet Adaptor*** = **Motore con invito Asp.** ***Suction Motor with inlet***

A = Ø Interno / *Inner Ø*: 145 mm
B = H invito tubo / *Height inlet tube mm*: 25 mm
C = Ø esterno / *Extern Ø*: 40 mm

MOTORI PER MULINI

GRINDERS MOTORS



CARATTERISTICHE GENERALI
Motore: 230V 50 Hz.
Albero: Ø 10 mm x 32 mm di lunghezza.
Filetto: 8 MA.
Esecuzione standard con due cuscinetti a sfere.

GENERAL CHARACTERISTICS
Motor: 230V 50 Hz.
Shaft: Ø 10 mm x 32 mm length.
Thread: 8 MA.
Performance standard with two ball bearings.

MM.0800

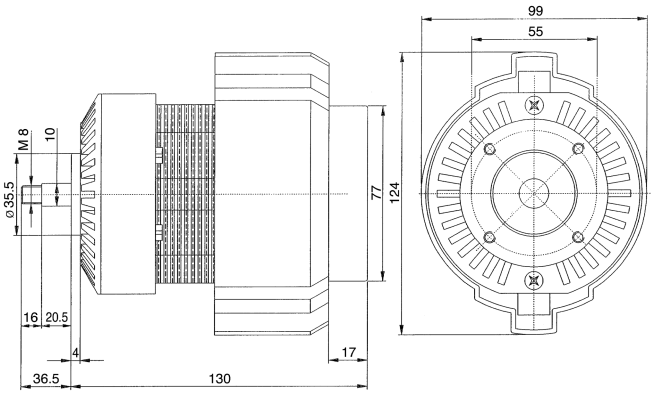

MM.1200

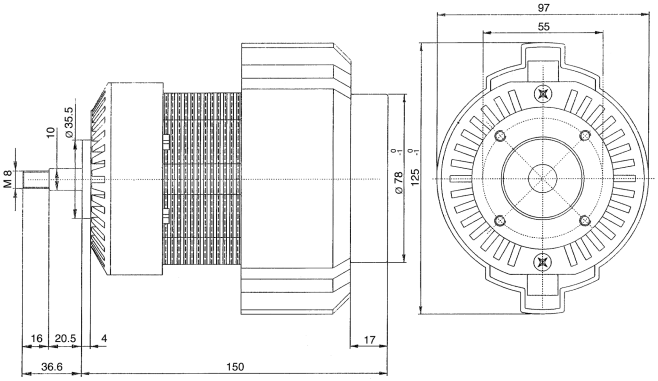

Articolo *Art.*	**Watt ass.** *Abs. watt*	**Watt resi** *Watt given*	**N. giri min a carico** *N° turns load*	**N. giri min a vuoto** *N° turns empty*
MM.0800	800	570	9800	22500
MM.1200	1200	875	10000	22000

MOTORI PER CAPPE DI ASPIRAZIONE

MOTORS FOR EXTRACTION HOODS

MCA.156N



CARATTERISTICHE GENERALI
Modello completo di supporto e ventola.
Con protettore termico.
2 poli schermati.
3 velocità.
2800 giri.

GENERAL CHARACTERISTICS
Model complete with stand and fan.
With thermal cutout.
2 shielded poles.
3 speed.
2800 rpm.

MCA.01



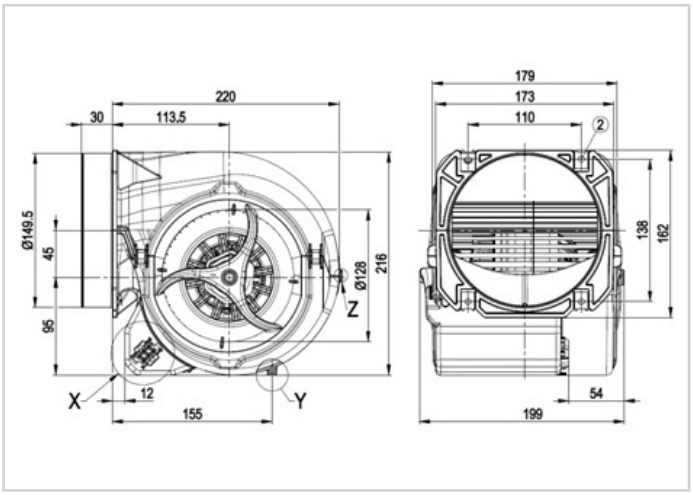

CARATTERISTICHE GENERALI
Ventilatore centrifugo a doppia aspirazione adatto per applicazioni dove sono richieste alte prevalenze e bassa rumorosità.
4 velocità.

Impiego
Cappe da cucina industriali, estrazione di fumi max 50°C con condotti per alte prevalenze.

GENERAL CHARACTERISTICS
Centrifugal fan double inlet, suitable for applications where are required prevalences high and low noise.
4 speed.

Use
Hoods industrial kitchen extraction of smoke 50°C with duct for high prevalences.

Articolo *Art.*	**Volt**	**HZ**	**MC/H** *Air flow*	**Giri** *Rpm*	**W IN** *Power IN*	**Ampere** *Amps*	**µF**	**dB**
MCA.01	230	50-60	910	1600	290/320	1.28/1.4	6	73/60

MOTORI MONOFASE PER VENTILCONVETTORI

SINGLE-PHASE MOTORS FOR FAN COILS



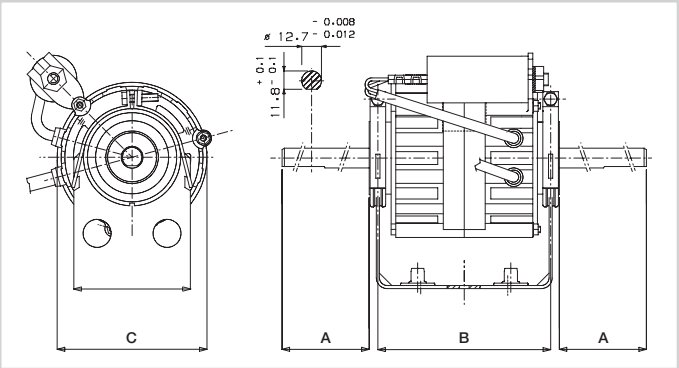

MOTORI DOPPIO ALBERO - 3 VELOCITÀ / *DOUBLE SHAFTS - 3 SPEED MOTORS*

Articolo *Art.*	**Modello** *Model*	**Watt Resi** *Watt given*	**Giri** *Rpm*	**Esecuzione** *Model*	**A**	**B**	**C**
TRM.173	CO.143.00	13	870	**Chiuso** / *Enclosed*	164	111.2	96.4
TRM.174	CO.144.00	20	950	**Chiuso** / *Enclosed*	199	111.2	96.4
TRM.202	110097.02	40	1350	**Chiuso** / *Enclosed*	199	111.2	129
TRM.175	CO.142.00	42	1150	**Chiuso** / *Enclosed*	199	111.2	96.4
TRM.302	110049.12	73	1200	**Chiuso** / *Enclosed*	199	111.2	129
TRM.179	110480.01	120	940	**Chiuso** / *Enclosed*	223.8	111.2	129
TRM.402	110063.23	147	900	**Chiuso** / *Enclosed*	189.3	130.2	129
TRM.402.4	110153.09	147	1250	**Chiuso** / *Enclosed*	189.3	130.2	129
TRM.180	110481.01	170	1150	**Chiuso** / *Enclosed*	223.8	111.2	129
TRM.502	110063.19	184	900	**Aperto** / *Open*	174.6	155.6	129
TRM.502.4	110218.13	184	1200	**Aperto** / *Open*	191	130	126.7
TRM.602	110062.20	245	900	**Aperto** / *Open*	174.6	155.6	129
TRM.504	110200.13	250	1200	**Aperto** / *Open*	210	149	129



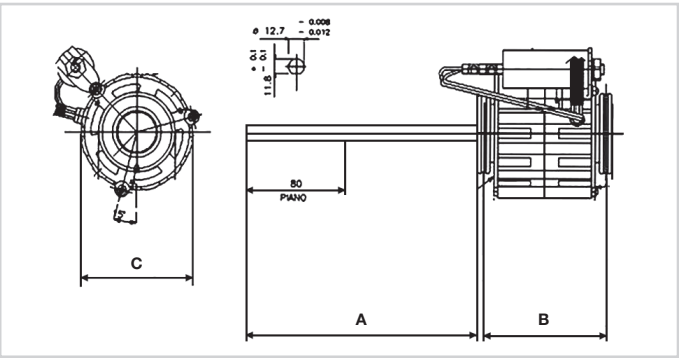

MOTORI MONOALBERO - 3 VELOCITÀ / *SINGLE SHAFTS - 3 SPEED MOTORS*

Articolo *Art.*	**Modello** *Model*	**Watt Resi** *Watt given*	**Giri** *Rpm*	**Esecuzione** *Model*	**A**	**B**	**C**	**Rotazione** ** *Rotation*
TRM.170	CO.17805	20	1200	**Chiuso** / *Enclosed*	188.8	100	95	**Antioraria** / *Counterclockwise*
TRM.301	110097.06	40	1150	**Chiuso** / *Enclosed*	178.7	111.2	129	**Oraria** / *Clockwise*
TRM.178 *	110483.01	88	1000	**Chiuso** / *Enclosed*	173.8	111.2	129	**Oraria** / *Clockwise*

* **IN ESAURIMENTO**
RUNNING OUT

** **Rotazione vista albero** / *Tree view rotation*
Oraria = *Rotation Motor CW*
Antioraria = *Rotation Motor CCW*

DELL'ERBA

MOTORI MONOFASE PER VENTILCONVETTORI

SINGLE-PHASE MOTORS FOR FAN COILS

TRM.190



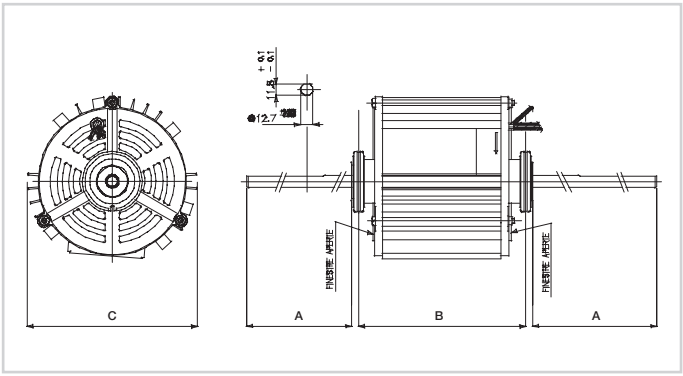

TRM.909/910



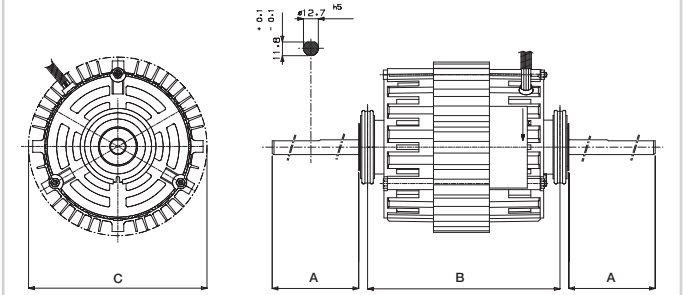

MOTORI DOPPIO ALBERO - 3 VELOCITÀ / *DOUBLE SHAFTS - 3 SPEED MOTORS*

Articolo *Art.*	**Modello** *Model*	**N° Alberi** *No. Shafts*	**Watt Resi** *Watt given*	**Giri** *Rpm*	**Esecuzione** *Model*	**A**	**B**	**C**
TRM.909	110214.03	2	420	1200	**Aperto** / *Open*	170.9	165	153
TRM.190	B0011.03	2	540	1320	**Aperto** / *Open*	204.9	175	178
TRM.910	11034501	2	600	1310	**Aperto** / *Open*	170	197	170

N.B. La culla viene fornita solo su richiesta. Prezzo a parte. Articolo culla per motore TRM.909=CM1 per TRM.190=CM2 per TRM.910=CM5
N.B. *The cradle can be supplied only on request. Aside price list. Cradle for TRM.909=CM.1 for TRM.190=CM.2 for TRM.910=CM.5*



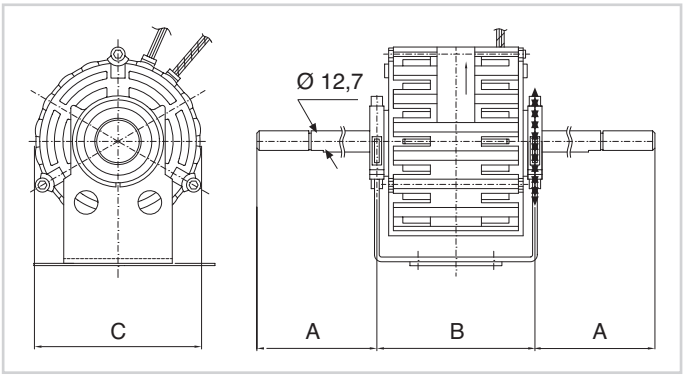

MOTORI DOPPIO ALBERO - 5 VELOCITÀ / *DOUBLE SHAFTS - 5 SPEED MOTORS*

Articolo *Art.*	**Modello** *Model*	**N° Alberi** *No. Shafts*	**Watt Resi** *Watt given*	**Giri** *Rpm*	**Esecuzione** *Model*	**A**	**B**	**C**
TRM.171	CO.126.01	2	40	1200	**Chiuso** / *Enclosed*	195.4	118	96.4

MOTORI MONOFASE PER VENTILCONVETTORI

SINGLE-PHASE MOTORS FOR FAN COILS



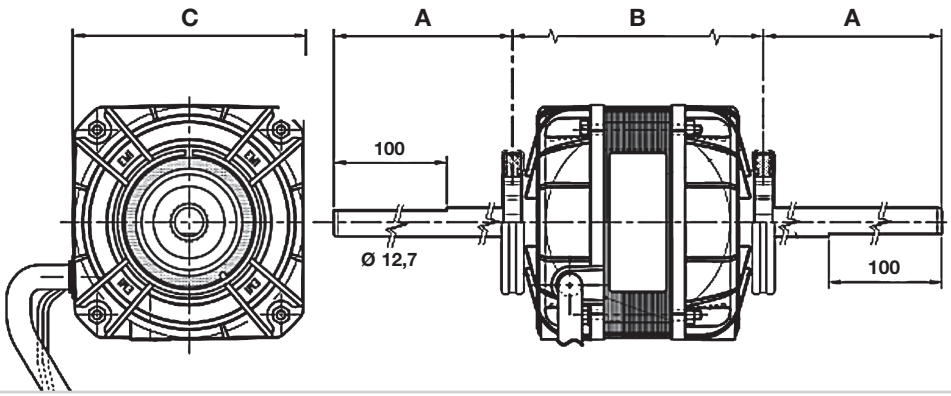

MOTORI 4 POLI - MULTI VELOCITÀ / *4 POLES - MULTI SPEED MOTORS*

Articolo *Art.*	**Modello** *Model*	**N° Alberi** *No. Shafts*	**Watt Resi** *Watt given*	**N. vel.** *No. speed*	**Giri** *Rpm*	**Esecuzione** *Model*	**A**	**B**	**C**	**Rotazione **** *Rotation*
TRM.807	103M 2025/1Q	1	23	3	1400	**Chiuso** *Enclosed*	170	111	103x103	**Oraria** *Clockwise*
TRM.819	103B 2025/3Q	2	23	3	1400	**Chiuso** *Enclosed*	180	111	103x103	-
TRM.808	103B 3050/1Q	2	35	3	1400	**Chiuso** *Enclosed*	210	111	103x103	-
TRM.840	104B 3060/1Q	2	60	4	1400	**Chiuso** *Enclosed*	224	111	103x103	-
TRM.817	103B 4080/1Q	2	80	3	1400	**Aperto** *Open*	210	131	103x103	-
TRM.835	106B 5085/1Q	2	85	6	1400	**Chiuso** *Enclosed*	210	131	103x103	-
TRM.820	104B 50110/1Q	2	113	4	1400	**Chiuso** *Enclosed*	190	131	103x103	-
TRM.830	103B 50185/1Q	2	185	3	1400	**Chiuso** *Enclosed*	205	131	103x103	-

**** Rotazione vista albero** / *Tree view rotation* - ***Oraria*** = *Rotation Motor CW*

MOTORI 6 POLI - 3 VELOCITÀ / *6 POLES - 3 SPEED MOTORS*

Articolo *Art.*	**Modello** *Model*	**N° Alberi** *No. Shafts*	**Watt Resi** *Watt given*	**Giri** *Rpm*	**Esecuzione** *Model*	**A**	**B**	**C**
TRM.818	103B 62020/1Q	2	18	900	**Aperto** / *Open*	200	111	103x103

MOTORI MONOFASE PER VENTILCONVETTORI

SISME

SINGLE-PHASE MOTORS FOR FAN COILS



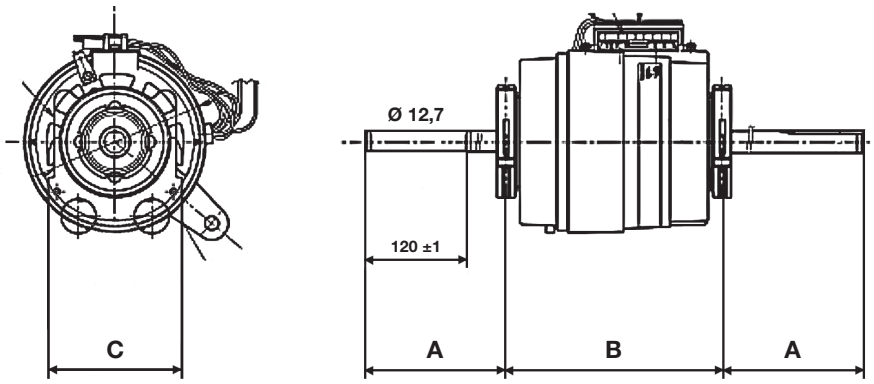

MOTORI 4 POLI - 5/7 VELOCITÀ / *4 POLES - 5/7 SPEED MOTORS*

Articolo *Art.*	**Modello** *Model*	**N° Alberi** *No. Shafts*	**Watt Resi** *Watt given*	**N. vel.** *No. speed*	**Giri** *Rpm*	**Esecuzione** *Model*	**A**	**B**	**C**	**Rotazione **** *Rotation*
TRM.822 *	K35410.MO2129	1	35	4	1150	**Chiuso** *Enclosed*	180	126	93.4	**Antioraria** *Counterclockwise*
TRM.823	11078100	2	47	7	1200	**Chiuso** *Enclosed*	192	124.5	126.7	**Oraria** *Clockwise*
TRM.812 *	K35417.MO2126	2	60	7	1200	**Chiuso** *Enclosed*	222	126	105	-
TRM.824	K48412.MO2432	2	74	7	1200	**Chiuso** *Enclosed*	222÷234	112÷136	124.6	-
TRM.825	K48415.MO2154	2	130	7	1200	**Chiuso** *Enclosed*	216÷228	124÷148	124.6	-

*** Completi di cavo cablato** / *Including wired cable*

**** Rotazione vista albero** / *Tree view rotation*
Oraria = *Rotation Motor CW*
Antioraria = *Rotation Motor CCW*

MOTORI MONOFASE PER VENTILCONVETTORI

SINGLE-PHASE MOTORS FOR FAN COILS

TRM.125/127



TRM.126



Con albero Ø 9,52 / *With shaft Ø 9,52*

La culla viene fornita solo su richiesta. Prezzo a parte.
Culla per **TRM.125 = Art. CM.3**
Culla per **TRM.126 = Art. CM.4**
Culla per **TRM.814.6 = Art. CM.4**
Culla per **TRM.814 = Art. CM.4**

The cradle can be supplied only on request. Separate price list.
*Crandle for **TRM.125 = Art. CM.3***
*Crandle for **TRM.126 = Art. CM.4***
*Crandle for **TRM.814.6 = Art. CM.4***
*Crandle for **TRM.814 = Art. CM.4***

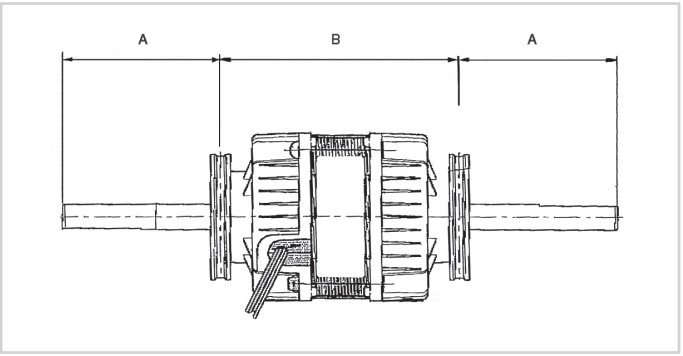

MOTORI 4 POLI - 6 VELOCITÀ / *4 POLES - 6 SPEED MOTORS*

Articolo *Art.*	**Modello** *Model*	**N° Alberi** *No. Shafts*	**Watt Resi** *Watt given*	**Giri** *Rpm*	**Esecuzione** *Model*	**A**	**B**
TRM.125 *	A83B-3025/1	2	25	1100	**Chiuso /** *Enclosed*	170	111
TRM.127 * NEW	A83B-3030/5	2	30	1100	**Chiuso /** *Enclosed*	210	111
TRM.126	83B-4040/1	2	40	1100	**Chiuso /** *Enclosed*	175	131

*** Motori forniti completi di autotrasformatore a 6 velocità /** *Engines supplied complete with 6 speed autotransformer*



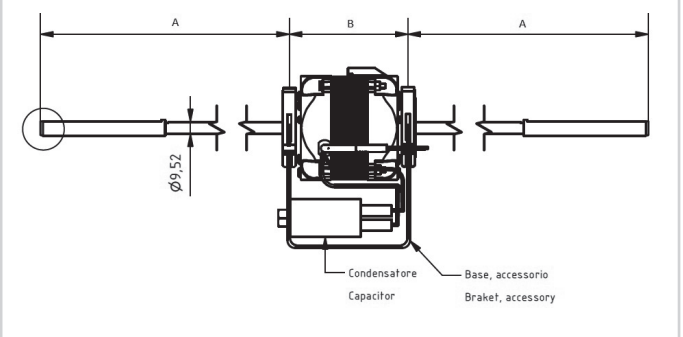

MOTORI 4 POLI - 4 VELOCITÀ / *4 POLES - 4 SPEED MOTORS*

Articolo *Art.*	**Modello** *Model*	**N° Alberi** *No. Shafts*	**Watt Resi** *Watt given*	**Giri** *Rpm*	**Esecuzione** *Model*	**A**	**B**
TRM.150	LA43000A	2	25	1300	**Chiuso /** *Enclosed*	229.5	96
TRM.151	QA44000A	2	35	1100	**Chiuso /** *Enclosed*	227	96

MOTORI PER VENTILATORI

FAN MOTORS



Motore elettrico trifase tipo “50”. Forma B5. Versione ventilata. Protezione IP44.
Electric motor three-phase type “50”. Size B5. Ventilated version. IP44 protection.

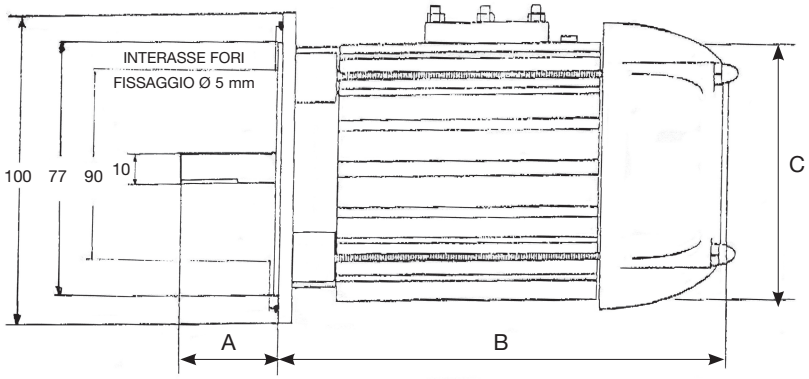

Articolo *Art.*	Kw	Poli *Poles*	Giri *Rpm*	A	B	C
TRM.10	0.07	2	2800	30	155	95
TRM.11	0.07	4	1400	60	155	95
TRM.12	0.07	2	2800	60	155	95

MOTORE E POMPA DI CIRCOLAZIONE

MOTOR AND CIRCULATION PUMP

PER: DISTRIBUTORI DI BEVANDE, SALDATRICI CON RAFFREDDAMENTO AD ACQUA, GRUPPI REFRIGERANTI.
FOR: DRINKS DISPENSER, WATER-COOLED WELDING MACHINES, COOLING UNITS.

TRM.215
Motore / *Motor*



MP.216
Pompa / *Pump*



MOTORE MONOFASE 4 POLI - 1 VELOCITÀ / *4 POLES - 1 SPEED SINGLE-PHASE MOTOR*

Articolo *Art.*	Modello *Model*	Watt Resi *Watt given*	Giri *Rpm*	Esecuzione *Model*	B	C
TRM.215	11002703	150	1300	Aperto / *Open*	174.5	175

Articolo *Art.*	Portata *Capacity*
MP.216	150 lt/h

VENTOLE CENTRIFUGHE PER VENTILCONVETTORI

CENTRIFUGAL IMPELLERS FOR FAN COILS



Ricavate da nastro d'alluminio, a doppia aspirazione.
Obtained from aluminium tape with double extraction.

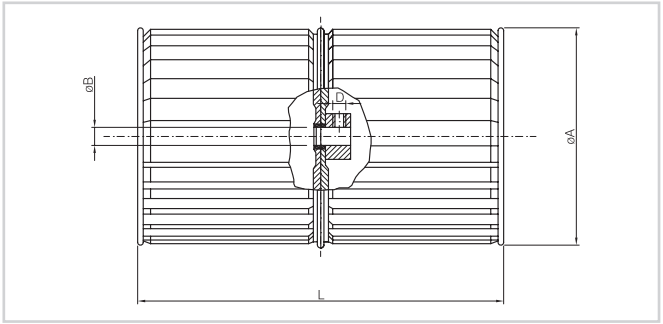

Articolo / *Art.*	Ø A mm	L mm	Ø B mm
V.11	133	148	12.7
V.12	133	176	12.7
V.13	133	196	12.7
V.14	146	148	12.7
V.15	146	176	12.7
V.16	146	196	12.7
V.17	160	176	12.7
V.18	180	240	12.7
V.19	200	196	12.7
V.20	200	240	12.7

COMMUTATORE DI VELOCITÀ PER VENTILCONVETTORI

SPEED SWITCH FOR FAN COILS

IN.16



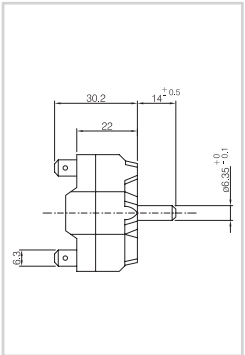

3 Velocità - 16 A - 250 V.
Temperatura d'esercizio 180°C.
3 Speed - 16 A - 250 V.
Operating temperature 180°C.

MANOPOLA PER COMMUTATORE DI VELOCITÀ

KNOB FOR SPEED SWITCH

MA.16



TRASFORMATORE PER VENTILCONVETTORI

TRANSFORMER FOR FAN COILS

TF.01



Trasformatore per ventilconvettori 6 velocità.
Transformer for fan coils 6 speed.

DELL'ERBA

MOTORI MONOFASE PER GRUPPI EVAPORANTI CONDENSANTI A VENTOLE ELICOIDALI

SINGLE-PHASE MOTOR FOR HELICAL-FAN EVAPORATION CONDENSATION UNITS



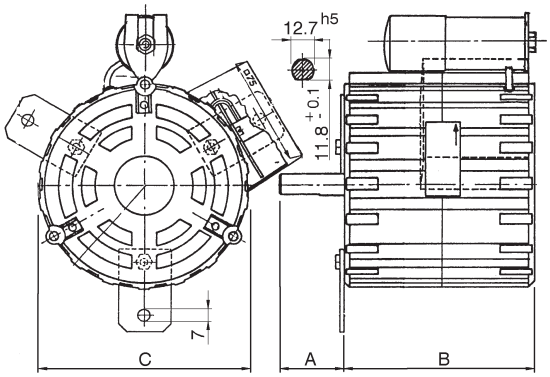

MOTORE 4 POLI - 1 VELOCITÀ / *4 POLES - 1 SPEED MOTORS*

Articolo *Art.*	**Modello** *Model*	**N° Alberi** *No. Shafts*	**Watt Resi** *Watt given*	**Giri** *Rpm*	**Esecuzione** *Model*	**A**	**B**	**C**	**Rotazione *** *Rotation*
TRM.241	110024.02	1	92	1350	**Chiuso** / *Enclosed*	82	114	126.7	**Antioraria** / *Counterclockwise*

*** Rotazione vista albero** / *Tree view rotation* - ***Antioraria*** = *Rotation Motor CCW*

MOTORE 6 POLI - 1 VELOCITÀ / *6 POLES - 1 SPEED MOTORS*

Articolo *Art.*	**Modello** *Model*	**N° Alberi** *No. Shafts*	**Watt Resi** *Watt given*	**Giri** *Rpm*	**Esecuzione** *Model*	**A**	**B**	**C**	**Rotazione **** *Rotation*
TRM.243	110351.00	1	147	850	**Chiuso** / *Enclosed*	82	114	126.7	**Antioraria** / *Counterclockwise*

**** Rotazione vista albero** / *Shaft view rotation* - ***Antioraria*** = *Rotation Motor CCW*

MOTORI MONOFASE PER VENTILAZIONE

SINGLE-PHASE VENTILATION MOTORS



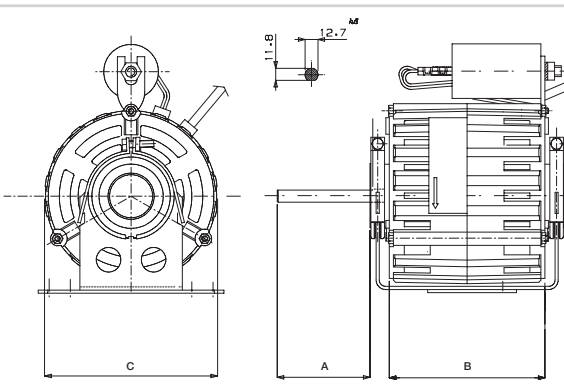

MOTORI 4 POLI - 1 VELOCITÀ / *4 POLES - 1 SPEED MOTORS*

Articolo *Art.*	**Modello** *Model*	**N° Alberi** *No. Shafts*	**Watt Resi** *Watt given*	**Giri** *Rpm*	**Esecuzione** *Model*	**A**	**B**	**C**	**Rotazione **** *Rotation*
TRM.204 *	110024.00	1	105	1350	**Chiuso** / *Enclosed*	68	131	129	**Oraria** / *Clockwise*
TRM.205	110081.00	1	147	1350	**Chiuso** / *Enclosed*	51	131	129	**Oraria** / *Clockwise*

*** IN ESAURIMENTO** / *RUNNING OUT*

**** Rotazione vista albero** / *Shaft view rotation* - ***Oraria*** = *Rotation Motor CW*

MOTORI ELETTRICI PER EVAPORATORI VENTILATI

ELECTRIC MOTORS VENTILATED EVAPORATORS



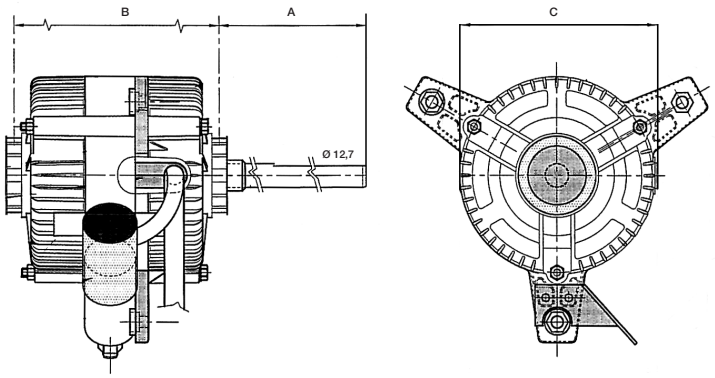

MOTORI 4 POLI - 1 VELOCITÀ - MONOFASE / *4 POLES - 1 SPEED MOTORS - SINGLE-PHAS*
Senso di rotazione indipendente / *Independent rotation direction*

Articolo *Art.*	**Modello** *Model*	**N° Alberi** *No. Shafts*	**Watt Resi** *Watt given*	**Giri** *Rpm*	**Esecuzione** *Model*	**A**	**B**	**C**
TRM.162	101M 40120	1	120	1400	**Chiuso** / *Enclosed*	78	141	106
TRM.163	101M 50150	1	150	1400	**Chiuso** / *Enclosed*	108	141	106

ACCESSORI

ACCESSORIES



VENTOLE A PALE RIPORTATE
INSERTED BLADE IMPELLERS

Articolo *Art.*	**Diametro ventola** *Impeller diameter*	**Diametro albero** *Shaft diameter*
V.350	350	12.7
V.400	400	12.7

PER AEROTERMI A PARETE
FOR WALL - MOUNTED HEATERS

Articolo *Art.*	**Diametro ventola** *Impeller diameter*	**Diametro albero** *Shaft diameter*
VE.400	400	14
VE.450	450	14
VE.500	500	14

MOTORI TRIFASE PER AEROTERMI A PARETE

THREE-PHASE MOTORS FOR WALL-MOUNTED HEATERS



Intercambiabili con motori di marca SABIANA - IP54 - Esecuzione: chiuso.
Interchangeable motors with SABIANA brand - IP54 - Enclosed construction.

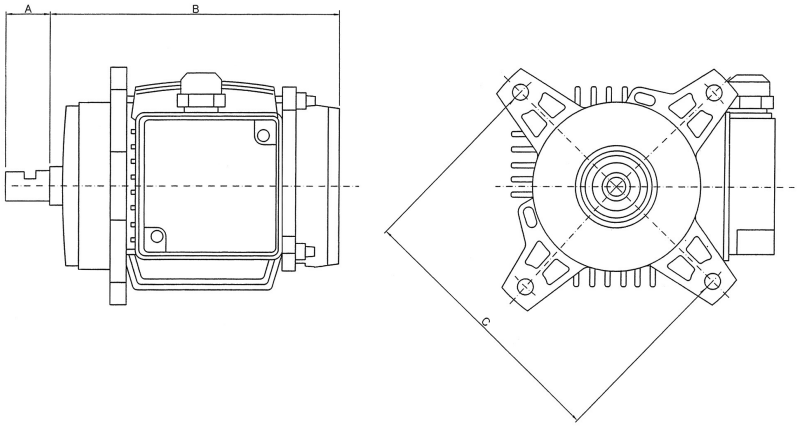

MOTORI TRIFASI - 1 VELOCITÀ / *THREE-PHASE MOTORS - 1 SPEED*

Articolo *Art.*	**Ø Albero** *Ø Shaft*	**Poli** *Poles*	**Kw**	**Giri** *Rpm*	**A**	**B**	**C**
TRM.01	12	4	0.18	1400	30	160	155
TRM.02	14	4	0.18	1400	30	160	155
TRM.03	12	6	0.11	900	30	160	155
TRM.04	14	6	0.11	900	30	160	155

MOTORI TRIFASI - 2 VELOCITÀ / *THREE-PHASE MOTORS - 2 SPEED*

Articolo *Art.*	**Ø Albero** *Ø Shaft*	**Poli** *Poles*	**Kw**	**Giri** *Rpm*	**A**	**B**	**C**
TRM.05	12	4/6	0.12-0.07	1400-900	30	160	155
TRM.06	14	4/6	0.12-0.07	1400-900	30	160	155
TRM.07	12	4/8	0.12-0.05	1400-700	30	160	155
TRM.08	14	4/8	0.12-0.05	1400-700	30	160	155

N.B. Motori 4/6 Poli: avvolgimento unico / ***N.B.*** *4/6 poles motors: single winding*

MOTORI DI RICAMBIO PER VENTILATORI CENTRIFUGHI NICOTRA

SPARE MOTORS FOR NICOTRA BLOWERS

Fig.1

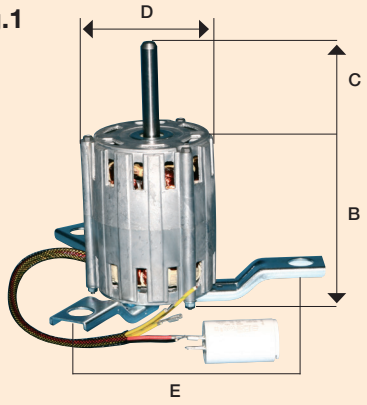

Fig.3



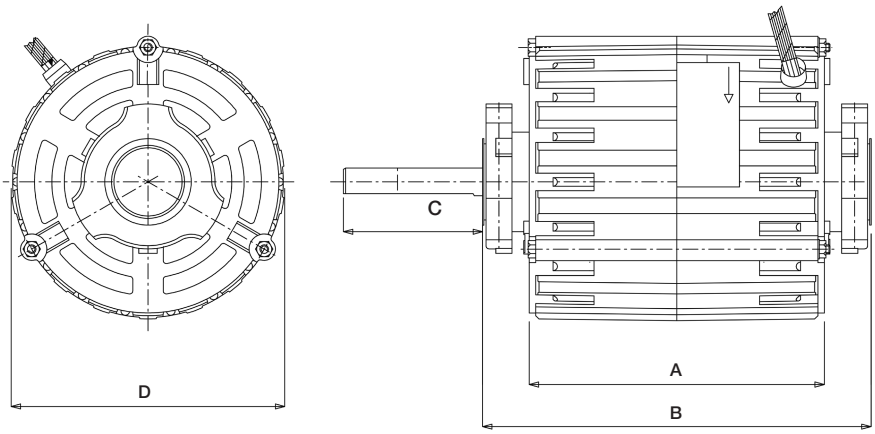

MOTORE A 1 VELOCITÀ / *1 SPEED MOTOR*

Articolo *Art.*	**Codice** *Code*	**Modello** *Model*	**N. Poli** *N. Poles*	**Watt resi** *Watt given*	**Ø Albero** *Ø Shaft*	**A**	**B**	**C**	**D**	**E**	**Figura** *Figure*
TRM.701.2	C003105	DD7/7	6 Mon	62	12.7	-	113	83	92	190	1
TRM.702.2	C001501	DD7/7	4 Mon	147	12.7	-	126	59	116	190	1
TRM.703.2	11000700	DD9/7 - 9/9	6 Mon	147	12.7	113	156	70	126	-	3
TRM.704.2	11007500	DD9/7 - 9/9	4 Mon	300	12.7	128	170	58	127	-	3
TRM.705.2	11011011	DD9/9 - 10/8 - 10/10	6 Mon	245	12.7	128	171	70	129	-	3
TRM.706.2	11010503	DD9/9 - 10/8 - 10/10	4 Mon	373	12.7	137	180	64	127	-	3

MOTORE A 3 VELOCITÀ / *3 SPEED MOTOR*

Articolo *Art.*	**Codice** *Code*	**Modello** *Model*	**N. Poli** *N. Poles*	**Watt resi** *Watt given*	**Ø Albero** *Ø Shaft*	**A**	**B**	**C**	**D**	**E**	**Figura** *Figure*
TRM.901.2	11015300	DD7/7	4 Mon	147	12.7	-	104	93	129	190	1
TRM.902.2	11006301	DD7/7 - 9/7	6 Mon	147	12.7	-	113	70	129	190	1
TRM.903.2	11006333	DD9/7 -9/9	6 Mon	147	12.7	113	156	68	127	-	3
TRM.904.2	11006200	DD9/9	6 Mon	245	12.7	128	171	69	129	-	3
TRM.906.2	11021408	DD9/9	4 Mon	420	12.7	137	180	57	153	-	3
TRM.905.2	11006213	DD10/8 - 10/10	6 Mon	245	12.7	130	173	68	146	-	3

Mon = Monofase / *Single-phase* **Trif = Trifase** / *Three-phase*

MOTORI PER VENTILATORI CENTRIFUGHI

MOTORS FOR CENTRIFUGAL BLOWERS



Rotazione vista albero / *Shaft view rotation*

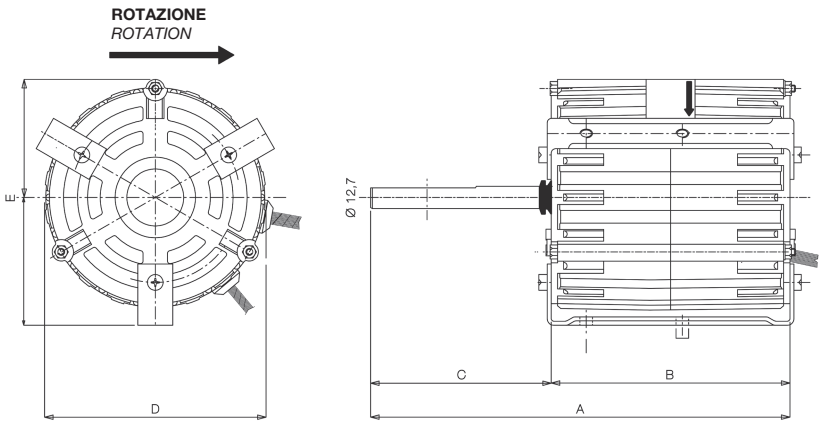

MOTORI MONOFASI 6 POLI / *ELECTRIC SINGLE-PHASE 6 POLES*

Articolo *Art.*	**Modello** *Model*	**N° Alberi** *No. Shafts*	**Watt Resi** *Watt given*	**Giri** *Rpm*	**Esecuzione** *Model*	**A**	**B**	**C**	**Ø D**	**E**
TRM.250	EOO2500	1	187	930	**Chiuso /** *Enclosed*	207	136.6	70.4	129	140.35
TRM.260	EOO2600	1	250	930	**Chiuso /** *Enclosed*	240	136.6	103.4	129	140.35

MOTORI PER VENTOLE TANGENZIALI

MOTORS FOR TANGENTIAL IMPELLERS



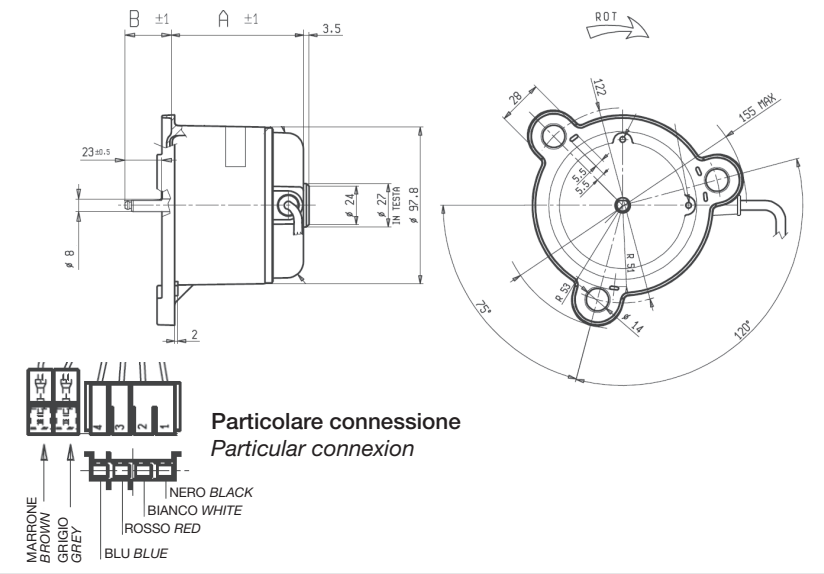

Articolo *Art.*	**Modello** *Model*	**Watt Resi** *Watt given*	**Giri** *Rpm*	**Esecuzione** *Model*	**A**	**C**
TRM.360	K35410MO2265	36	870	**Chiuso /** *Enclosed*	82.4	29

MOTORI PER VENTOLE TANGENZIALI

MOTORS FOR TANGENTIAL IMPELLERS

NEW »



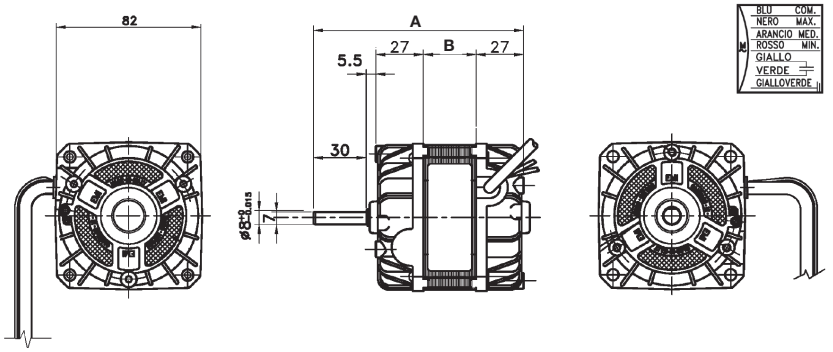

Articolo *Art.*	Modello *Model*	V/HZ	RPM	W	A	N° Vel. *N° Rpm*	A	B	Rotazione *Rotation*
TRM.370	83M-3-3010/01	230/50	1100	10/40	0.16	3	128	30	DX
TRM.380	83M-3-3010/1	230/50	1100	10/40	0.16	3	128	30	SX

Rotazione vista albero / *Shaft view rotation*
***DX** = Rotation Motor CW - **SX** = Rotation Motor CCW*



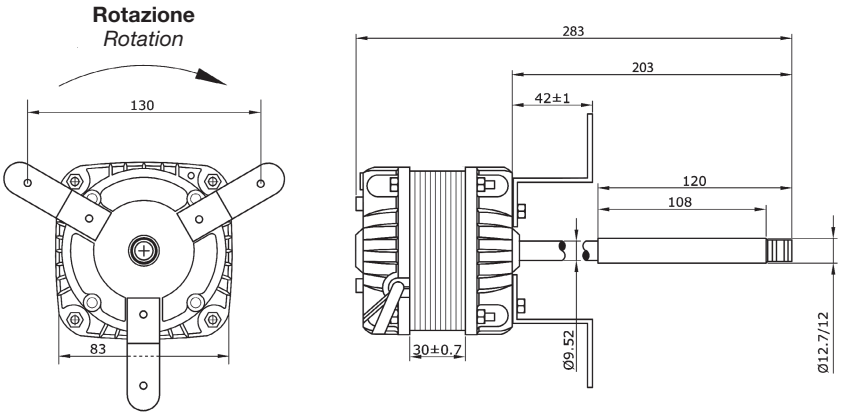

Articolo *Art.*	Modello *Model*	V	HZ	A	Watt resi *Watt given*	Watt assorb. *Abs watt*	N. vel *N. Speed*	Giri *Rpm*	B	C	D	E	Ø Albero *Ø Shaft*
VL.255	LA 07002A	220	50	0.50	30	100	7	1200	203	283	42	30	12.7

DELL'ERBA

MOTORI MONOFASE PER VENTILCONVETTORI

SINGLE-PHASE MOTORS FOR FAN COILS



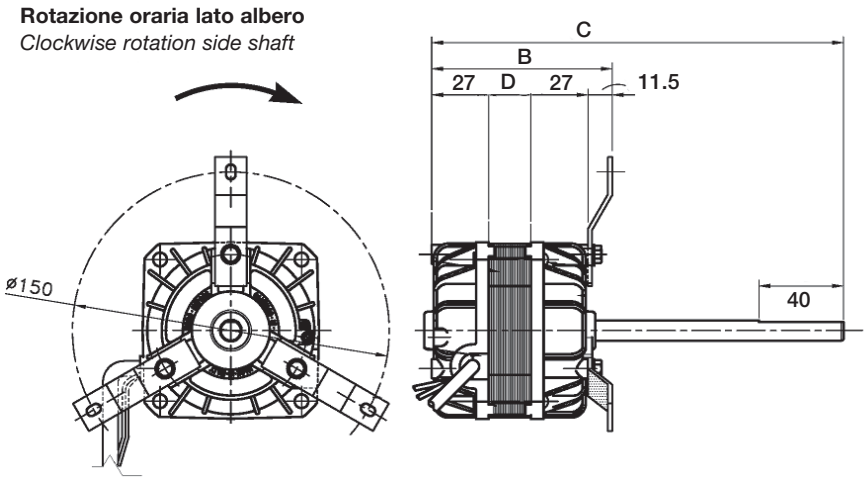

Articolo *Art.*	Modello *Model*	V	Hz	A	Watt resi *Watt given*	Watt assorb. *Abs watt*	N. vel *N. Speed*	Giri *Rpm*	B	C	D	Ø Albero *Ø Shaft*
VL.253	83-2015/08	230	50	0.23	13	50	3	1100	85.5	195	20	9.52



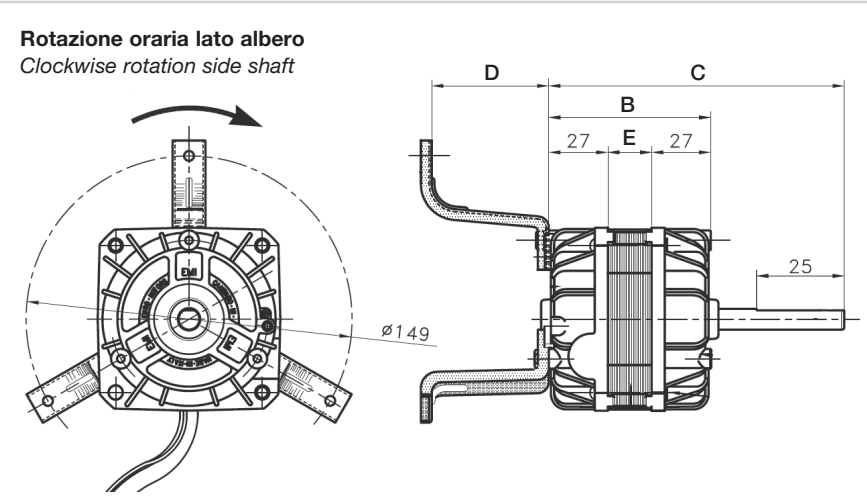

Articolo *Art.*	Modello *Model*	V	Hz	A	Watt resi *Watt given*	Watt assorb. *Abs watt*	N. vel *N. Speed*	Giri *Rpm*	B	C	D	E	Ø Albero *Ø Shaft*
VL.252	83-2025/01	230	50	0.46	25	100	4	1100	74	106	53.5	20	9.52
VL.254	83M-2521/01	230	50	0.48	28	64	4	1100	79	135	53.5	25	9.52

ELETTROVENTILATORI AD AZIONE ASPIRANTE PENTAVALENTI

ELECTRIC BLOWERS WITH SUCTION ACTION WITH FIVE DIFFERENT TYPES OF FIXATION



Per raffreddamento motori, congelatori, banchi e vetrine frigorifere.
For cooling of engines, freezers, refrigerator counters and showcases.

Rotazione antioraria vista lato albero
Anti-clockwise rotation side shaft view

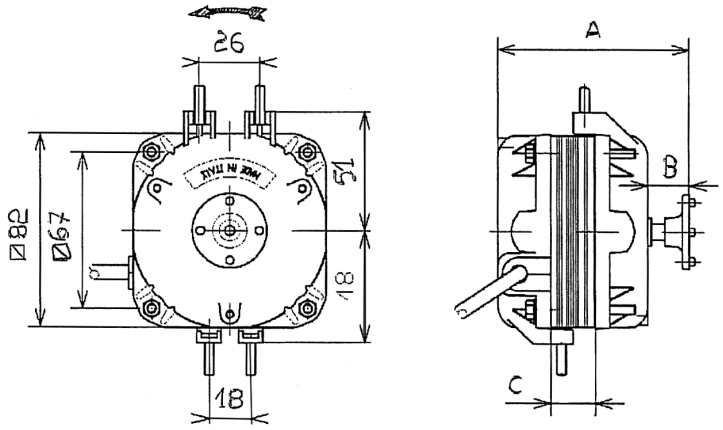

CARATTERISTICHE TECNICHE:
Esecuzione chiusa.
Motore Monofase a 4 poli schermati.
Giri /min 1300 - V 230 - Hz 50/60
Coperchi in lega leggera - Albero temperato e lappato.
Cuscinetti autoallineati ed autolubrificati
Adatti per temperature da -30°C a +45°C.
A servizio continuo.

TECHNICAL CHARACTERISTICS:
Closed execution.
Shielded 4 poles single-phase motor.
1300 rpm - 230 V - Hz 50/60
Covers in light alloy - Hardened and lapped shaft.
Self-aligned and self-lubricated bearings.
Suitable for temperatures from -30°C to +45°C.
Continuous operation.

MOTORI PENTAVALENTI / *MOTORS WITH FIVE DIFFERENT TYPES OF FIXATION*

Articolo *Art.*	**Watt Resi** *Watt Given*	**Watt assorb.** *Abs. Watt*	**m³/h**	**A**	**B**	**C**
VL.205	5	29	520	78	21	13
VL.210	10	43	750	85	22	19
VL.216	16	63	1080	96	21	25
VL.225	25	75	1600	115	26	38
VL.234	34	100	1950	115	28	38

Tutti i ventilatori sono venduti senza accessori e ventole.
All the fans are sold without accessories and fans.

ACCESSORI PER ELETTROVENTILATORI

ACCESSORIES FOR ELECTRIC FANS

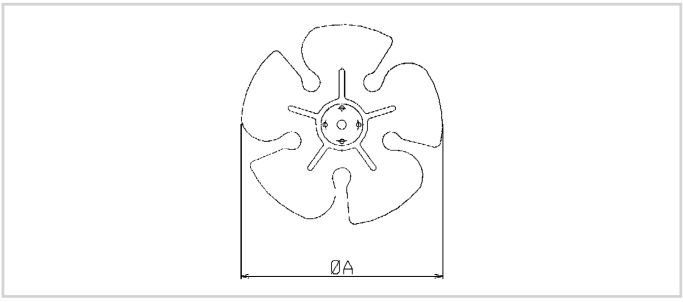

VENTOLA / *IMPELLER*

Articolo *Art.*	**A Ø**	**Ang.**	**Modello Vent.** *Fan model*
V.205	200	28°	VL.205
V.210	250	22°	VL.210
V.216	300	22°	VL.216
V.225	300	28°	VL.225
V.234	300	34°	VL.234

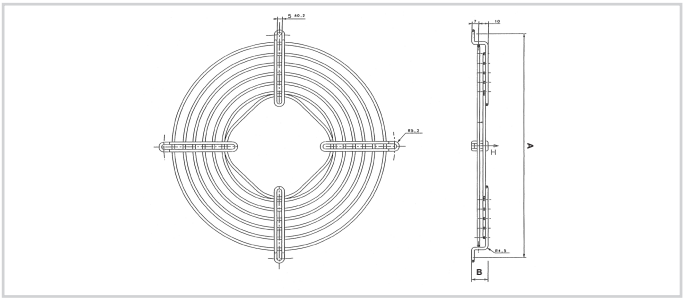

RETE / *GRID*

Articolo *Art.*	**A Ø**	**B**	**Modello Vent.** *Fan model*
R.254	290	17	VL.210
R.300	344	17	VL.216 - VL.225 VL.234

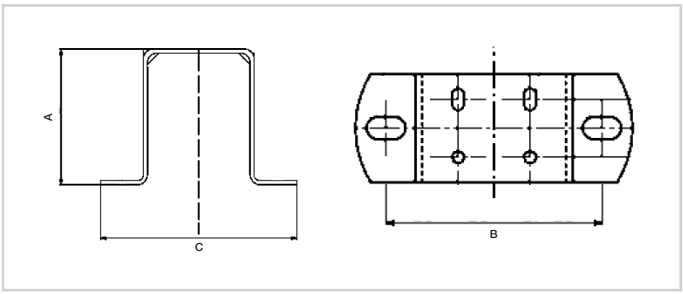

STAFFA / *BRACKET*

Articolo *Art.*	**A**	**B**	**C**	**Modello Vent.** *Fan model*
S.200	72	81	106	VL.205
S.254	84	83	108	VL.210
S.300	109	78	100	VL.216 - VL.225 VL.234

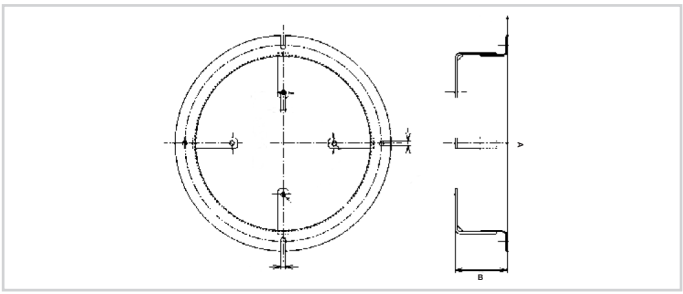

ANELLO / *RING*

Articolo *Art.*	**A Ø**	**B**	**Modello Vent.** *Fan model*
A.200	236	48.5	VL.205
A.254	290	48.5	VL.210

VENTILATORI ASSIALI

AXIAL BLOWERS



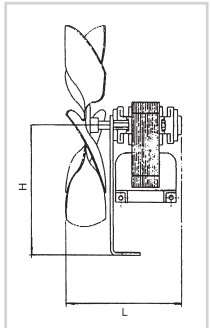

Impiego: da utilizzare nel settore della refrigerazione.
Motore aspirante a 2 poli 220V 50 HZ.
Use: *To be used in the refrigeration sector. 2 poles suction motor 220V 50 Hz.*

Articolo *Art.*	**Pacco motore mm** *Motor casing mm*	**Watt**	**Dimensioni mm** *Dimensions mm*		
			H	**L**	**Ø Ventola** *Ø impeller*
VL.53	15	15	95	73	130
VL.54	15	15	95	86	150
VL.55	30	19	95	92	170

VENTILATORI ASSIALI COMPATTI

COMPACT AXIAL BLOWERS

Fig.1



Fig.2



Fig.3



Impiego: Per raffreddamento centraline, gruppi di continuità, quadri di comando, ecc.
Su richiesta è possibile fornire la serie VLA con tensioni diverse.

Use: *Cooling of control units, emergency power units, control panels, etc.*
Upon request it's possible to supply the VLA series whit different voltages.

230 V 50/60 HZ						
Articolo *Art.*	**Potenza W** *Power W*	**Giri /min** *RPM*	**Dimensioni mm** *Dimensions mm*	**m^3 in aria libera** *m^3 free air*	**dB (A)**	**Fig.**
VLA.13	14/12	2500/3000	80x80x38	40.8/49.8	36/32	1
VLA.15	16/14	2400/2900	92x92x25	43.2/52.2	36/32	1
VLA.17	17/15	2700/3100	120x120x38	156/180	46/45	1
VLA.19	17/15	2700/3100	120x120x25	190/230	43/50	1
VLA.35	38/33	2800/3100	172x150x51	330/280	55/50	2
VLA.43	45	2200	Ø 223x61	356	53	3

24 V C.C.						
Articolo *Art.*	**Potenza W** *Power W*	**Giri /min** *RPM*	**Dimensioni mm** *Dimensions mm*	**m^3 in aria libera** *m^3 free air*	**dB (A)**	**Fig.**
VLA.3	3	2200	80x80x25	27	29	1
VLA.5	2.16	2300	92x92x25	42	33	1
VLA.7	3.90	2300	120x120x38	96	43	1

GRIGLIE DI PROTEZIONE PER VENTILATORI ASSIALI COMPATTI

PROTECTION GRILLES FOR COMPACT AXIAL BLOWERS

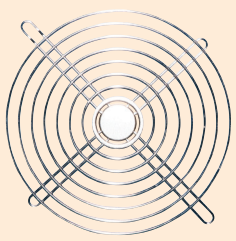

Articolo *Art.*	**Dimensioni mm** *Dimensions mm*	**Per modello** *For model*
GB.01	80x80	VLA.3 - VLA.13
GB.02	120x120	VLA.7 - VLA.17 - VLA.19
GB.03	172x150	VLA.35

VENTILATORI RADIALI CON PALE ROVESCE

RADIAL FANS WITH REVERSED BLADES



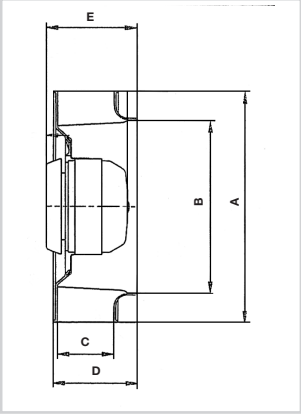

Ventilatori a semplice aspirazione, monofasi, a 2 o 4 poli, con condensatore permanente o a poli schermati.
230V - 50 Hz
Costruite in nylon caricato vetro.

Suction fans, single-phase, 2/4 poles, with permanent or shielded-pole condenser.
230V - 50 Hz.
Made of nylon reinforced with glass.

Articolo *Art.*	Watt	Ampere *Amps*	µF	m³/h	Giri *Rpm*	dB (A)	A	B	C	D	E
VPR.133	26	0.12	1	170	2650	50	133	94	42	53.6	77.5
VPR.175	51	0.23	2	410	2460	63	175	131	44	63	67.5
VPR.190	57	0.25	2	520	2440	67	190	133	44	63	68.5
VPR.220	81	0.37	3	810	2500	65	220	162	44	64	71
VPR.250	160	0.61	4	1350	2460	70	250	175	57	89	96
VPR.280	250	1.17	8	1550	2510	76	280	189	50	80	103.5
VPR.310	130	0.60	4	1610	1380	64	315	220	100	137	161

VENTILATORI RADIALI CON PALE AVANTI

RADIAL FANS WITH FORWARD BLADES



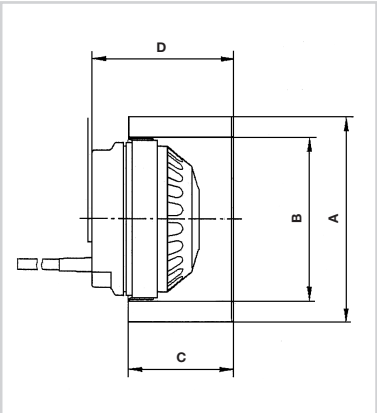

Ventilatori a semplice aspirazione, monofasi, a 2 poli, con condensatore permanente.
230V - 50 Hz
La ventola è costruita in lamiera zincata.
Classe d'isolamento B

Suction fans, single-phase, 2-poles, with permanent condenser.
230V - 50 Hz
Fan mode of galvanised sheet.
Insulation class B

Articolo *Art.*	Watt	Ampere *Amps*	µF	m³/h	Giri *Rpm*	dB (A)	A	B	C	D
VPA.108 *	44	0.20	1.5	155	1650	54	108	84	52	63
VPA.120	80	0.35	1.5	255	2700	45	120	92	62	85
VPA.140	90	0.35	2.5	480	2700	72	140	92	60	90
VPA.160	260	1.10	5	630	2600	75	150	92	62	89

*** IN ESAURIMENTO** / *RUNNING OUT*

VENTILATORI ASSIALI A ROTORE ESTERNO COMPLETI DI GRIGLIE

EBM ZIEHL

AXIAL BLOWERS WITH EXTERNAL ROTOR AND GRILLES



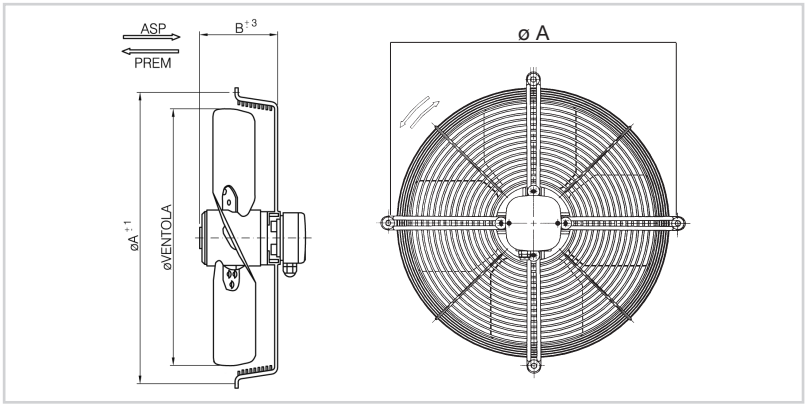

Articolo *Art.*	**Potenza max W** *Max power W*	**Volt**	**Ø Ventola** *Ø Impeller*	**Ø A**	**B**	**m³ in aria libera** *m³ free air*	**N. Poli** *No. Poles*	**dB (A)**	**Accessorio Griglia** *Accessory grille*
VLG.713	43	400	170 A	-	62	540	2	59	-
VLG.714	43	400	170 P	-	62	540	2	59	-
VLG.715	50	230	170 A	-	62	500	2	62	-
VLG.716	50	230	170 P	-	62	500	2	62	-
VLG.717	50	230	200 A	260	73	740	2	65	200.1
VLG.718	50	230	200 P	260	73	740	2	65	200.1
VLG.719	53	400	200 A	260	73	830	2	53	200.1
VLG.720	53	400	200 P	260	73	830	2	53	200.1
VLG.741	110	400	250 A	300	83	1685	2	72	250.1
VLG.742	110	400	250 P	300	83	1685	2	72	250.1
VLG.721	115	230	250 A	300	83	1610	2	72	250.1
VLG.722	115	230	250 P	300	83	1610	2	72	250.1
VLG.723	30	230	250 A	300	72	910	4	56	250.1
VLG.724	30	230	250 P	300	72	910	4	56	250.1
VLG.725	85	230	300 A	360	83	1690	4	65	300.1
VLG.726	85	230	300 P	360	83	1690	4	65	300.1
VLG.727	85	400	300 A	360	83	1740	4	66	300.1
VLG.728	85	400	300 P	360	83	1740	4	66	300.1
VLG.729	140	230	350 A	422	102	2850	4	68	350.1
VLG.730	140	230	350 P	422	102	2850	4	68	350.1
VLG.731	145	400	350 A	422	102	2900	4	69	350.1
VLG.732	145	400	350 P	422	102	2900	4	69	350.1
VLG.743	150	230	400 A	470	102	3660	4	70	400.1
VLG.744	135	230	400 P	470	102	3975	4	70	400.1
VLG.733	150	400	400 A	470	102	3800	4	70	400.1
VLG.734	145	400	400 P	470	102	4150	4	67	400.1
VLG.739	245	230	450 A	522	98	5800	4	73	450.1
VLG.740	245	230	450 P	522	98	5800	4	73	450.1
VLG.747	150	230	450 A	522	98	4350	6	66	450.1
VLG.735	450	400	450 A	522	141	6200	4	79	450.1
VLG.736	450	400	450 P	522	141	6200	4	79	450.1
VLG.748	245	230	500 A	565	161	6300	6	68	500.1
VLG.737	240	400	500 A	565	161	5700	6	69	500.1
VLG.738	240	400	500 P	565	161	5700	4	69	500.1
VLG.749	460	230	560 A	725	161	8300	6	74	-
VLG.745	520	230	630 A	750	161	9700	6	76	-
VLG.746	930	400	630 A	750	161	10800	6	78	-

Su richiesta è possibile fornire modelli EBM e ZIEHL.
Series EBM and ZIEHL available on request.

A = Aspirante / *In* **P = Premente** / *Out*

DELL'ERBA

VENTILATORI ASSIALI A ROTORE ESTERNO COMPLETI DI GRIGLIE

AXIAL BLOWERS WITH EXTERNAL ROTOR AND GRILLES



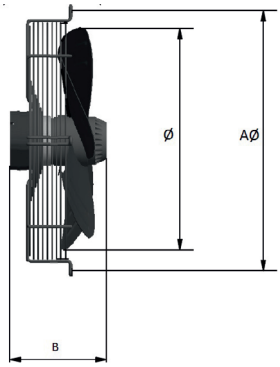

Articolo *Art.*	**Watt Assorb.** *Absorbed Watt*	**Volt**	**Ø Ventola** *Ø Impeller*	**Ø A**	**B**	**m³/h**	**N. Poli** *No. Poles*	**N. Pale** *No. Blades*
VLG.755	60	230	200 A	260	101	1000	2	7
VLG.756	60	230	200 P	260	101	1000	2	7
VLG.757	55	400	200 A	260	101	980	2	5
VLG.758	55	400	200 P	260	101	980	2	5
VLG.771	74	400	250 A	320	116	1380	2	5
VLG.772	74	400	250 P	320	116	1380	2	5
VLG.759	90	230	250 A	320	136	1310	2	9
VLG.760	90	230	250 P	320	136	1310	2	9
VLG.761	50	230	250 A	320	136	700	4	5
VLG.762	50	230	250 P	320	136	700	4	5
VLG.763	85	230	300 A	360	146	1700	4	5
VLG.764	85	230	300 P	360	146	1700	4	5
VLG.765	75	400	300 A	360	146	1670	4	5
VLG.766	75	400	300 P	360	146	1670	4	5
VLG.767	126	230	350 A	422	164	2300	4	5
VLG.768	126	230	350 P	422	164	2300	4	5
VLG.769	125	400	350 A	422	164	2300	4	5
VLG.770	125	400	350 P	422	164	2300	4	5
VLG.783	180	230	400 A	470	180	3700	4	5
VLG.784	180	230	400 P	470	180	3700	4	5
VLG.785	180	400	400 A	470	180	3675	4	5
VLG.786	180	400	400 P	470	180	3675	4	5
VLG.787	250	230	450 A	522	190	5050	4	5
VLG.788	250	230	450 P	522	190	5050	4	5
VLG.797	180	230	450 A	522	180	3675	6	5
VLG.789	250	400	450 A	522	190	5140	4	5
VLG.790	250	400	450 P	522	190	5140	4	5
VLG.798	250	230	500 A	565	190	5050	6	5
VLG.791	390	400	500 P	570	190	6765	4	5
VLG.792	170	400	500 A	570	190	4480	6	5
VLG.799	390	400	560 A	725	190	6765	6	5
VLG.793	430	230	630 A	750	225	9150	6	5
VLG.794	435	400	630 A	750	225	7880	6	5
VLG.795	1020	400	710 A	840	240	14200	6	5
VLG.796	1200	400	800 A	920	227	16000	6	5
VLG.800 NEW	2620/1710	400	910A	984	295	30000	6	5
VLG.801 NEW	1270/840	400	910A	984	295	23000	8	5

A = Aspirante / *In* **P** = Premente / *Out*

VENTILATORI ASSIALI A ROTORE ESTERNO MONTATI SU PANNELLO QUADRO

AXIAL BLOWERS WITH EXTERNAL ROTOR, GRILLES AND SQUARE PANEL



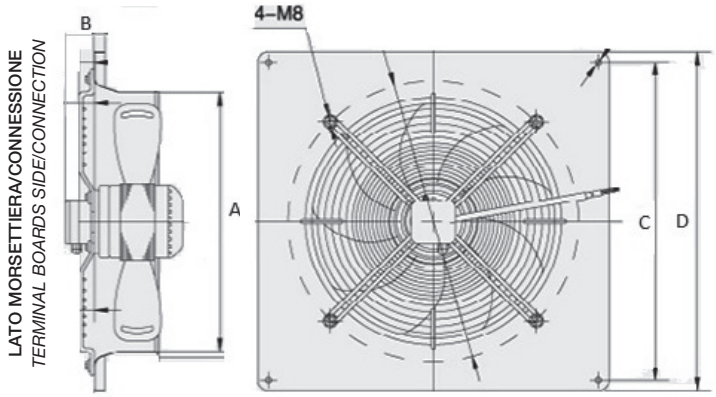

Articolo *Art.*	Watt Assorb. *Absorbed Watt*	Volt	Ø Ventola *Ø Impeller*	Ø A	B	C	D	m³/h	N. Poli *No. Poles*	N. Pale *No. Blades*
VLGQ.879	80	400	250A	272	75	280	320	1400	2	5
VLGQ.880	80	400	250P	272	75	280	320	1400	2	5
VLGQ.859	90	230	250A	272	75	280	320	1310	2	9
VLGQ.860	90	230	250P	272	75	280	320	1310	2	5
VLGQ.861	50	230	250A	272	75	280	320	700	4	5
VLGQ.862	50	230	250P	272	75	280	320	700	4	5
VLGQ.863	85	230	300A	322	75	330	370	1700	4	5
VLGQ.864	85	230	300P	322	75	330	370	1700	4	5
VLGQ.865	75	400	300A	322	75	330	370	1670	4	5
VLGQ.866	75	400	300P	322	75	330	370	1670	4	5
VLGQ.867	126	230	350A	373	110	390	430	2300	4	5
VLGQ.868	126	230	350P	373	110	390	430	2300	4	5
VLGQ.869	125	400	350A	373	110	390	430	2300	4	5
VLGQ.870	125	400	350P	373	110	390	430	2300	4	5
VLGQ.883	180	230	400A	420	110	460	500	3700	4	5
VLGQ.884	180	230	400P	420	110	460	500	3700	4	5
VLGQ.885	180	400	400A	420	110	460	500	3675	4	5
VLGQ.886	180	400	400P	420	110	460	500	3675	4	5
VLGQ.887	250	230	450A	470	110	500	550	5050	4	5
VLGQ.897	250	230	450P	470	110	500	550	5050	4	5
VLGQ.899	180	230	450A	470	110	500	550	3675	6	5
VLGQ.889	250	400	450A	470	110	500	550	5140	4	5
VLGQ.890	250	400	450P	470	110	500	550	5140	4	5
VLGQ.898	250	230	500A	520	103	590	640	5050	6	5
VLGQ.891	390	400	500P	520	103	590	640	6765	4	5
VLGQ.892	390	400	500A	520	103	590	640	4480	6	5

A = Aspirante / *In* **P = Premente** / *Out*

VENTILATORI ASSIALI MONOFASI E TRIFASI CON MOTORE COMPATTO MONTATI SU PANNELLO QUADRO

SINGLE-PHASE AND THREE-PHASE AXIAL FANS WITH COMPACT MOTOR MOUNTED ON SQUARE PANEL



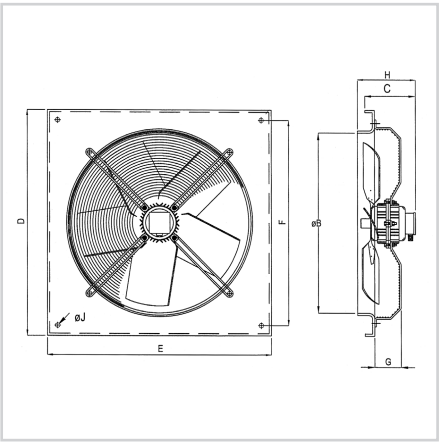

FORNIBILI SU RICHIESTA / *AVAILABLE ON REQUEST*

I ventilatori della serie VLG 900, presentano caratteristiche costruttive che ne consentono sia l'utilizzo in applicazioni industriali, che l'installazione in ambienti terziari (officine, negozi, allevamenti, serre) dove vi sia la necessità dell'impiego di un ventilatore di facile installazione, bassi consumi e livelli di pressione sonora ridotti. Ventola con pale in alluminio e raggiera in acciaio tropicalizzato a cinque pale fino al diametro 650 mm e sette pale per il diametro 710 mm.

The VLG 900 series fans, present constructive characteristics that allow both the utilization in the industrial applications and the installations in the tertiary environments (workshops, stores, breedings, glasshouses) where there is the real necessity of the employment of a fan with easy installation, low consumptios, and reduced noise pressure levels. Fan with blades made of aluminium and radiant crow made of galvanised steel with five blades till the diameter of 650 mm and with seven blades till the diameter of 710 mm.

Articolo Monofase *Art. Single- Phase*	**Articolo Trifase** *Art. Three-Phase*	**Watt Assorb.** *Absorbed Watt*	**Ø Ventola** *Ø Impeller*	**Giri** *Rpm*	**Port. max m³/h** *Max flow m³/h*	**B**	**C**	**D-E**	**F**	**G**	**H**	**Ø J**	**dB(A)**
230 V	**230/400 V**												
VLG.900	**VLG.950**	160	250 A	2800	2300	255	70	350	300	55	95	7	61
VLG.901	**VLG.951**	160	250 P	2800	2300	255	70	350	300	55	95	7	61
VLG.902	**VLG.952**	29	250 A	1400	1000	255	70	350	300	55	95	7	49
VLG.903	**VLG.953**	29	250 P	1400	1000	255	70	350	300	55	95	7	49
VLG.904	**VLG.954**	280	310 A	2800	4000	320	185	400	350	55	210	7	71
VLG.905	**VLG.955**	280	310 P	2800	4000	320	185	400	350	55	210	7	71
VLG.906	**VLG.956**	90	310 A	1380	2200	320	70	400	350	55	95	7	55
VLG.907	**VLG.957**	90	310 P	1380	2200	320	70	400	350	55	95	7	55
VLG.910	**VLG.958**	130	350 A	1410	2500	360	70	450	400	55	95	7	52
VLG.911	**VLG.959**	130	350 P	1410	2500	360	70	450	400	55	95	7	52
VLG.912	**VLG.960**	220	400 A	1390	5300	410	185	500	450	70	210	7	60
VLG.913	**VLG.961**	220	400 P	1390	5300	410	185	500	450	70	210	7	60
VLG.914	**VLG.962**	80	400 A	900	3500	410	185	500	450	70	210	7	52
VLG.915	**VLG.963**	80	400 P	900	3500	410	185	500	450	70	210	7	52
-	**VLG.964**	270	445 A	1370	5800	451	185	550	500	70	210	7	63
-	**VLG.965**	270	445 P	1370	5800	451	185	550	500	70	210	7	63
VLG.916	**VLG.966**	490	445 A	1400	8000	451	205	550	500	100	245	7	68
VLG.917	**VLG.967**	490	445 P	1400	8000	451	205	550	500	100	245	7	68
VLG.918	**VLG.968**	237	445 A	900	5300	451	205	550	500	100	240	7	58
VLG.919	**VLG.969**	237	445 P	900	5300	451	205	550	500	100	240	7	58
VLG.920	**VLG.970**	610	497 A	1420	10000	503	205	600	550	100	240	9	64
VLG.921	**VLG.971**	610	497 P	1420	10000	503	205	600	550	100	240	9	64
VLG.922	**VLG.972**	300	497 A	905	6000	503	205	600	550	100	240	9	58
VLG.923	**VLG.973**	300	497 P	905	6000	503	205	600	550	100	240	9	58
-	**VLG.974**	900	552 A	1420	13400	559	220	680	630	100	255	9	71
-	**VLG.975**	900	552 P	1420	13400	559	220	680	630	100	255	9	71
-	**VLG.976**	800	552 A	1370	11000	559	205	680	630	100	240	9	67
-	**VLG.977**	800	552 P	1370	11000	559	205	680	630	100	240	9	67
VLG.926	**-**	350	552 A	910	8000	559	205	680	630	100	240	9	61
VLG.927	**-**	350	552 P	910	8000	559	205	680	630	100	240	9	61
-	**VLG.978**	400	552 A	910	8000	559	205	680	630	100	240	9	61
-	**VLG.979**	400	552 P	910	8000	559	205	680	630	100	240	9	61
-	**VLG.980**	1100	627 A	907	17500	634	220	730	680	100	255	9	73
-	**VLG.981**	1100	627 P	907	17500	634	220	730	680	100	255	9	73
VLG.928	**VLG.982**	500	627 A	907	12100	634	205	730	680	100	240	9	62
VLG.929	**VLG.983**	500	627 P	907	12100	634	205	730	680	100	240	9	62
-	**VLG.984**	850	703 A	850	18500	710	185	950	900	90	250	9	70
-	**VLG.985**	850	703 P	850	18500	710	185	950	900	90	250	9	70

ELETTROVENTILATORI ELICOIDALI MONTATI SU PANNELLO QUADRO

HELICAL ELECTRIC FANS FITTED TO SQUARE PANEL



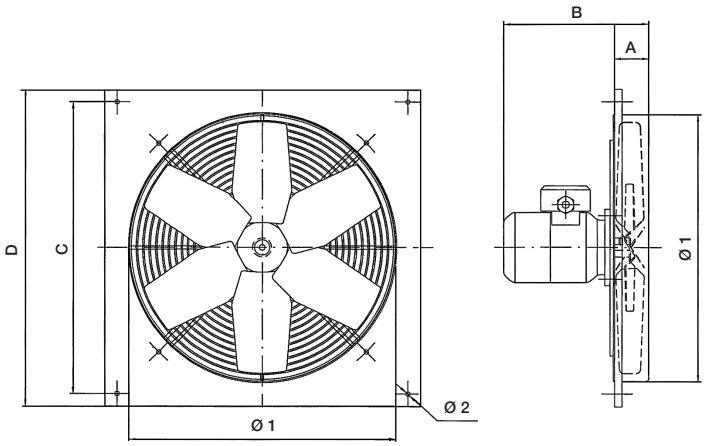

Per ventilazione ed estrazione d'aria da ambienti civili ed industriali. Dotati di griglia antinfortunistica in acciaio.
È possibile cambiare il senso del flusso d'aria mediante inversione della rotazione del motore.

For ventilation and extraction of air from civil and industrial environments. Equipped with steel safety grille.
The air flow direction can be changed by inverting the motor rotation.

Articolo *Art.*	**Watt Resi** *Watt given*	**Poli** *Poles*	**Ø Ventola** *Ø Impeller*	**Vers.**	**Port. m³/h** *Flow m³/h*	**Motore HP** *Motor HP*	**A**	**B**	**C**	**D**	**Ø 1**	**Ø 2**	**dB (A)**
VLG.604	30	4	250	V.230	900	0.04	53	87	280	320	272	7	53
VLG.605	40	4	300	V.230	1500	0.05	54	86	330	370	322	7	57
VLG.606	60	4	300	V.230 V.400	1500	0.08	54	176	330	370	322	7	58
VLG.608	60	4	350	V.230	2000	0.08	62	178	390	430	373	7	61
VLG.631	60	4	350	V.230 V.400	2000	0.08	62	178	390	430	373	7	61
VLG.612	90	4	400	V.230	2500	0.12	60	185	460	500	420	7	65
VLG.633	90	4	400	V.230 V.400	2500	0.12	60	185	460	500	420	7	65
VLG.634	180	4	450	V.230	3500	0.25	80	200	500	550	470	11	70
VLG.635	180	4	450	V.230 V.400	3500	0.25	80	200	500	550	470	11	70
VLG.636	250	4	500	V.230	4500	0.35	90	200	590	640	520	11	74
VLG.637	250	4	500	V.230 V.400	4500	0.35	90	200	590	640	520	11	74
VLG.638	180	6	500	V.230 V.400	3500	0.25	90	200	590	640	520	11	63
VLG.640	750	4	600	V.230	9000	1.00	110	220	680	730	620	11	78
VLG.641	750	4	600	V.230 V.400	9000	1.00	110	220	680	730	620	11	78
VLG.642	370	6	600	V.230 V.400	5000	0.50	110	240	680	730	620	11	66

PANNELLO QUADRO PER ELETTROVENTILATORI ELICOIDALI E VENTILATORI ASSIALI

SQUARE PANEL FOR HELICAL ELECTRIC FANS AND AXIAL BLOWERS



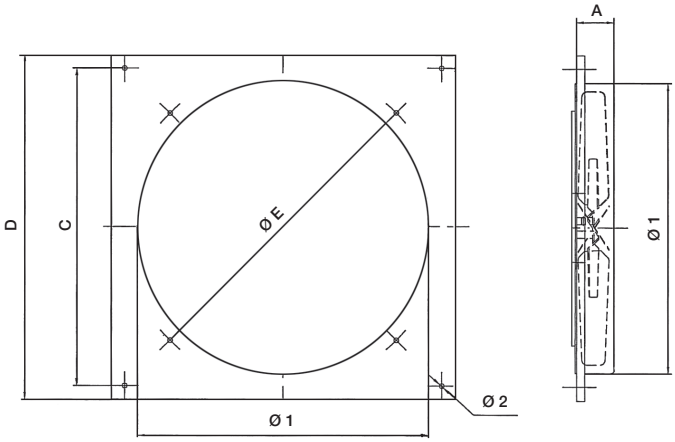

Articolo *Art.*	Ventilatore Ø Pala *Ø Fan Blade*	A	C	D	Ø E	Ø 1	Ø 2
TQ.250	Ø 250	53	280	320	305	272	7
TQ.300	Ø 300	54	330	370	362	322	7
TQ.350	Ø 350	62	390	430	411	373	7
TQ.400	Ø 400	60	460	500	455	420	7
TQ.450	Ø 450	80	500	550	510	470	11
TQ.500	Ø 500	90	590	640	560	520	11
TQ.600	Ø 600	110	680	730	670	620	11

Telaio quadro per ventilatori serie VLG 600 e VLG 700 / *Square frame for fans series VLG 600 and VLG 700.*

SERRANDE GRAVITÀ PER ELETTROVENTILATORI ELICOIDALI E VENTILATORI ASSIALI PREMENTI

GRAVITY SHUTTER FOR HELICAL ELECTRIC FANS AND AXIAL BLOWERS



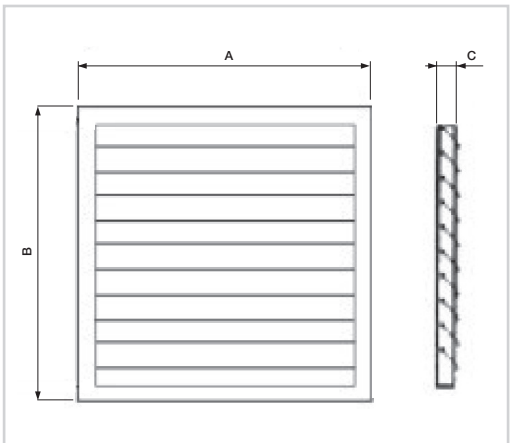

Articolo *Art.*	A	B	C
DSG.25	350	350	50
DSG.31	400	400	50
DSG.35	450	450	50
DSG.40	500	500	50
DSG.45	550	550	50
DSG.50	600	600	50
DSG.56	680	680	50
DSG.63	730	730	50
DSG.71	950	950	50
DSG.80	1050	1050	50

SU RICHIESTA / *ON REQUEST*

TORRINI CENTRIFUGHI A ROTORE ESTERNO

CENTRIFUGAL ROOF FANS WITH EXTERNAL ROTOR



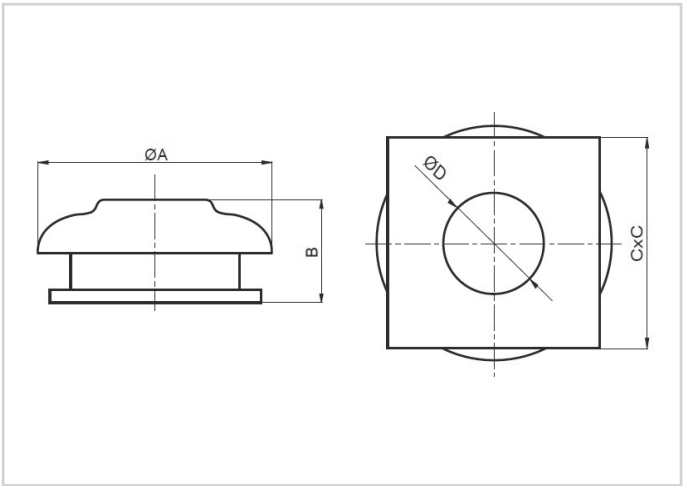

APPLICAZIONI
La serie TR è destinata ad installazioni a tetto per aspirazioni di volumi d'aria relativamente basse in edifici civili e commerciali. Caratterizzata da una costruzione molto compatta e robusta, da un impatto visivo che ben si armonizza con gli edifici a cui è destinato e da una perfetta regolabilità del numero di giri del rotore.

COSTRUZIONE
- Struttura in lamiera in acciaio verniciato
- Girante centrifuga a pale rovesce ad alto rendimento
- Motore elettrico a rotore esterno IP44 cl F regolabile elettronicamente collegato a morsettiera esterna in tecnopolimero IP54.

SPECIFICHE TECNICHE
- Aria convogliata: pulita, non abrasiva
- Temperatura aria: -20°C / +50°C
- Tensione a frequenza d'alimentazione: Versione monofase (M) 230V-50Hz

APPLICATIONS AND ADVANTAGES
TR line is destined to roofing installations to exhaust low air volumes, in civilian and commercial buildings. Characterized by the sturdy and compact construction, a visual impact easy to be harmonized with the buildings and by their perfectly adjustable speed.

CONSTRUCTION
- *Frame in painted metal sheet*
- *High efficiency centrifugal backward curved impeller*
- *External rotor motor IP 44 cl F speed adjustable through electronic speed controller, wired to an external terminal box in techno-polymer IP54.*

TECHNICAL SPECIFICATIONS
- *Conveyed air: clean, not abrasive*
- *Air temperature: -20°C / +50°C*
- *Voltage: Single-phase version (M) 230V-50 Hz*

Articolo *Art.*	**Portata m³/h** *Flow rate m³/h*	**Pm (W)**	**In max (A)**	**db (A)**	**A**	**B**	**C**	**D**
TR.190	425	60	0.26	39	344	210	305	125
TR.220	800	85	0.38	41	450	215	405	145
TR.225	930	133	0.6	43	450	248	405	145
TR.250	1000	220	0.95	45	450	248	405	165

TORRINI CENTRIFUGHI A FLUSSO ORIZZONTALE

HORIZONTAL DISCHARGE CENTRIFUGAL ROOF FANS



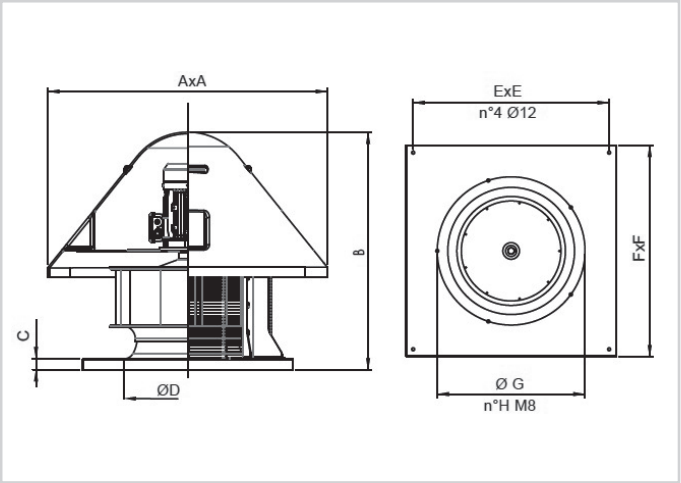

APPLICAZIONI
Questa serie è stata progettata per installazioni a tetto, per aspirazioni canalizzate ma anche dirette, in edifici civili, commerciali ed industriali, quali: uffici, ristoranti, alberghi, centri commerciali, capannoni, impianti industriali, sale macchine, ecc...

SPECIFICHE TECNICHE
- Aria convogliata: pulita o leggermente polverosa
- Temperatura aria convogliata: -20°C/+80°C
- Versione trifase (T) 400V - 50Hz
- Versione monofase (M) 230V - 50Hz
- Funzionamento esclusivamente in estrazione

A RICHIESTA
- Versione senza rete
- Versioni per fumi di incendio
- Versioni con cappello in metallo
- Versioni senza cappello

APPLICATIONS AND ADVANTAGES
Those fans have been designed for roofing installations, for direct or ducted exhaust in civilian, commercial and industrial buildings, as: offices, restaurants, hotels, shopping centers, warehouses, industrial plants, engine rooms etc.

TECHNICAL SPECIFICATIONS
- *Conveyed air: clean or slightly dusty*
- *Temperature conveyed air: -20°C / +80°C*
- *Three phase version (T) 400V - 50Hz*
- *Single-phase version (M) 230V - 50Hz*
- *Only exhausting*

UPON REQUEST
- *Versions without grid*
- *Smoke exhaust version*
- *Versions with metal sheet cover*
- *Versions without cap*

4 POLI (1500RPM) - MONOFASE
4 POLES (1500RPM) - SINGLE-PHASE

Articolo *Art.*	Pm (KW)	In max (A)	Mot (H)	db (A)
D.31M	0.12	1.1	63	51
D.35M	0.25	2.4	71	52
D.40M	0.37	3.1	71	56
D.45M	0.75	5.6	80	60

4 POLI (1500RPM) - TRIFASE
4 POLES (1500RPM) - THREE-PHASE

Articolo *Art.*	Pm (KW)	In max (A)	Mot (H)	db (A)
D.31T	0.12	0.4	63	51
D.35T	0.25	0.8	71	52
D.40T	0.37	1.2	71	56
D.45T	0.75	2.0	80	60
D.50T	1.1	2.8	90	62
D.55T	1.5	3.5	90	68

Articolo *Art.*	A	B	C	Ø D	E	F	Ø G	n°H
D.31	570	490	30	280	360	400	310	3
D.35	670	600	30	300	450	500	330	3
D.40	840	700	35	350	600	650	382	4
D.45	840	730	35	400	600	650	432	4
D.50	1000	840	40	450	710	760	485	5
D.55	1000	840	40	460	710	760	535	5

TORRINI PER IMPIANTISTICA

AXIAL ROOF FANS



APPLICAZIONI
I torrini assiali trovano impiego negli impianti di ventilazione civile ed industriale dove sia necessario aspirare grandi volumi d'aria.

APPLICATIONS
Axial roof fans are widely used in civil and industrial plants where big air volumes are requested.

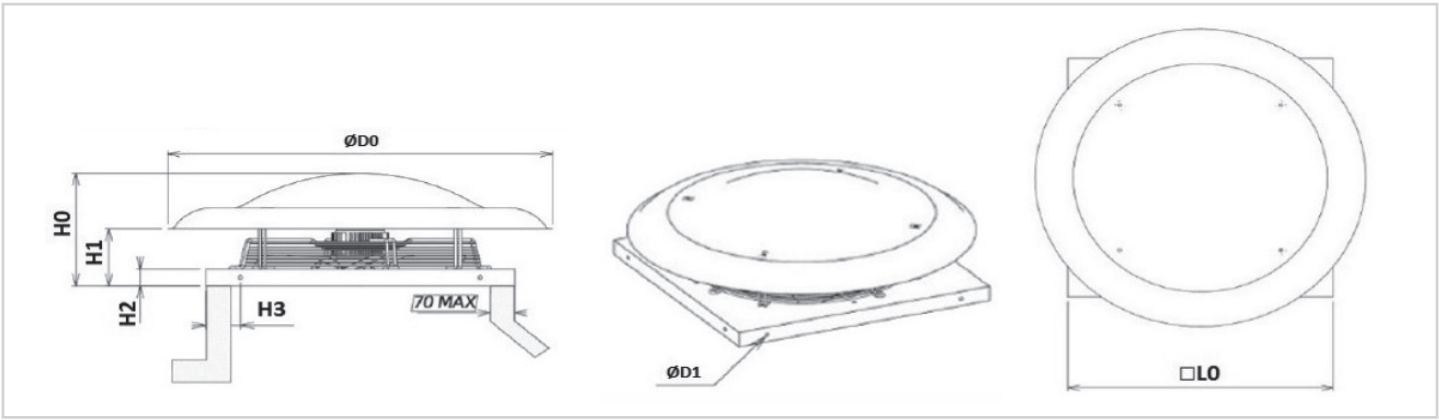

Articolo *Art.*	Volt	Giri *Rpm*	Potenza kW *Power kW*	Ampere
TPI.040	400	1312	0.28	0.63
TPI.050	400	1291	0.66	1.26
TPI.063	400	1400	1.75	3.68
TPI.071	400	852	0.86	2.36
TPI.080	400	889	2.11	4.47
TPI.100	400	720	2.09	4.66

Articolo *Art.*	L0	H0	H1	H2	H3	D0	D1
TPI.040	660	300	138	45	100	700	12
TPI.050	760	345	160	50	100	900	12
TPI.063	890	362	185	55	100	1100	12
TPI.071	950	409	155	50	100	1300	12
TPI.080	1230	518	313	50	185	1300	12
TPI.100	1400	600	335	50	170	1600	12

VENTILATORI TANGENZIALI

TANGENTIAL BLOWERS



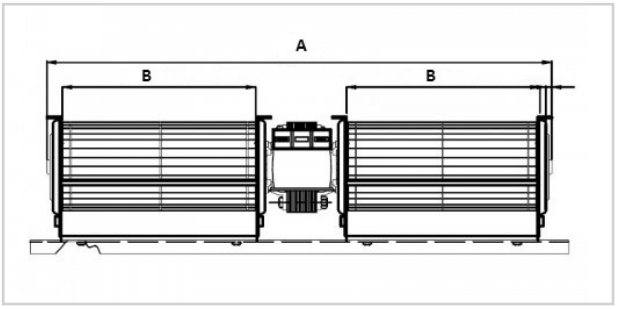

Applicazione: Unità di riscaldamento, refrigerazione e condizionamento, distributori automatici.
Caratteristiche: Motore monofase a poli schermati adatto per servizio continuo.

Application: *Heating, refrigerating and air-conditioning units, automatic dispensers.*
Characteristics: *Single-phase motor with shielded poles suitable for continuous operation.*

DATI ELETTRICI A 50Hz / *ELECTRICAL AT 50Hz*						
Articolo *Art.*	**Modello** *Model*	**Watt assorbiti** *Abs. watt*	**Giri in aria libera** *Rpm*	**m³/h**	**A**	**B**
TZ.225	TGD 60/1 180/30	38	1540	220	470	184
TZ.227	TGD 60/1 270/30	38	1100	248	645	274
TZ.228	TGD 60/1 360/30	32	785	270	825	364
TZ.230	TGD 60/1 300/30	33	910	230	705	300



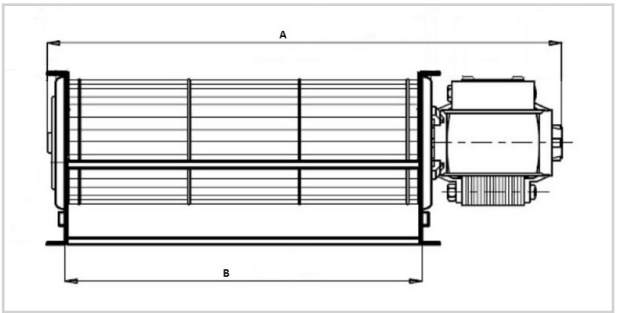

DATI ELETTRICI A 50Hz / *ELECTRICAL AT 50Hz*							
Articolo *Art.*	**Motore** *Motor*	**Modello** *Model*	**Watt assorbiti** *Abs. watt*	**Giri in aria libera** *Rpm*	**m³/h**	**A**	**B**
TZ.110 S	Sinistro/*Left*	TG 60/1 90/15	19	2400	77	161	94
TZ.110 D	Destro/*Right*	TG 60/1 90/15	19	2400	77	161	94
TZ.111 S	Sinistro/*Left*	TG 60/1 120/20	21	2200	95	188	124
TZ.111 D	Destro/*Right*	TG 60/1 120/20	21	2200	95	188	124
TZ.113 S	Sinistro/*Left*	TG 60/1 180/20	22	1720	124	248	184
TZ.113 D	Destro/*Right*	TG 60/1 180/20	22	1720	124	248	184
TZ.114 S	Sinistro/*Left*	TG 60/1 180/30	30	2300	172	253	184
TZ.114 D	Destro/*Right*	TG 60/1 180/30	30	2300	172	253	184
TZ.116 S	Sinistro/*Left*	TG 60/1 270/30	34	1810	221	343	274
TZ.116 D	Destro/*Right*	TG 60/1 270/30	34	1810	221	343	274
TZ.118 S	Sinistro/*Left*	TG 60/1 300/30	35	1630	228	373	300
TZ.118 D	Destro/*Right*	TG 60/1 300/30	35	1630	228	373	300
TZ.117 S	Sinistro/*Left*	TG 60/1 360/30	36	1320	219	433	364
TZ.117 D	Destro/*Right*	TG 60/1 360/30	36	1320	219	433	364

N.B. In foto il motore è sul Lato Destro (D)
N.B. In the picture the motor is on the Right Side (D)

VENTILATORI CENTRIFUGHI

CENTRIFUGAL BLOWERS



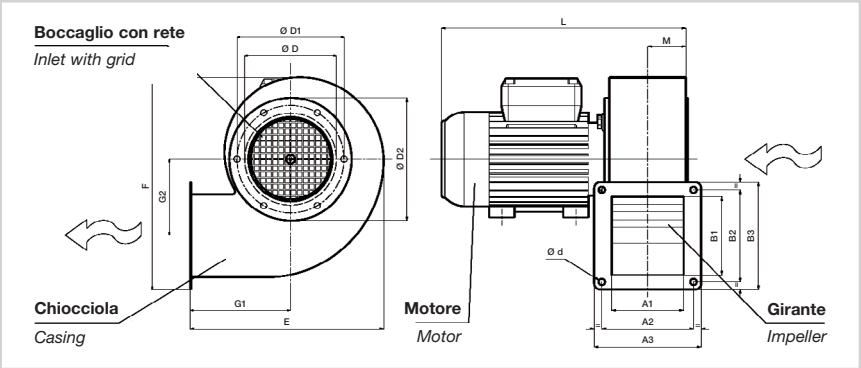

APPLICAZIONI

I piccoli ventilatori centrifughi sono adatti per il convogliamento d'aria pulita e fumi non polverosi, fino alla temperatura massima di 80°C. Trovano il loro impiego in tutte quelle applicazioni industriali dove siano richiesti piccoli volumi di aria con pressioni medio-alte ad esempio macchine utensili, aspirazione o immissione in canalizzazioni, cappe aspiranti, ecc...

COSTRUZIONE

- Cassa in lamiera di acciaio verniciata. Girante a semplice aspirazione, realizzata in lamiera zincata con pale curve in avanti (sirocco).
- Motore asincrono trifase o monofase, grado di protezione IP 55, isolamento classe F, servizio S1, forma B35 (VC.122 - VC.142 forma B5), costruzione a norme IEC/EEC (UNEL MEC).
- Esecuzione 5; accoppiamento diretto con girante a sbalzo.

SPECIFICHE TECNICHE

- Aria convogliata: max 80°C, min -20°C
- Tensione e frequenza d'alimentazione:
  monofase (M) 230V-50 Hz - 2 poli - 3000 giri
  trifase (T) 400V-50 Hz - 2 poli - 3000 giri
- Orientamento standard: LG 270.

A RICHIESTA

- Sedia di supporto (escluso VC.122-VC.142): FF-FO
- Versione alta temperatura
- Rete di protezione (accessorio) - Obbligatorio per l'utilizzo a bocca libera.

APPLICATIONS

Small size centrifugal fans are designed to convey clean air and dustless smokes, up to the maximum temperature of 80°C. They are used in all industrial applications where small air volumes and medium-high pressure are required, for instance machines tool, suction or intake in canalizations, hoods, etc.

CONSTRUCTION

- *Volute in painted metal sheet. Forward curved blade single inlet impeller, in galvanized steel sheet.*
- *Asynchronous three phase or single phase motor, IP 55, insulation class F, service S1, mounting type B35 (VC.122-VC.142 mounting type B5), according to IEC/EEC.*
- *Arrangement 5; direct coupled, discharge angle LG270.*

TECHNICAL SPECIFICATIONS

- *Conveyed air: max 80°C, min -20°C*
- *Voltage and frequency:*
  Single-phase (M) 230V-50 Hz
  Three-phase (T) 400V-50 Hz
- *Standard discharge angle: LG 270.*

UPON REQUEST

- *Fan support (excluded VC.122-VC.142): FF-FO.*
- *High temperature version*
- *Protection grid (accessory) mandatory for free air.*

Articolo *Art.*	A1	B1	A2	B2	A3	B3	Ø d	Ø D	Ø D1	Ø D2	E	F	G1	G2	L	M
122	80	80	96	96	115	115	8.2	119	136	150	205	238	93	84	254	43
142	90	90	112	112	130	130	8.2	129	155	170	219	252	109	92	271	48
152	108	108	137	137	160	160	8.2	150	175	190	252	290	129	98	301	57
162	108	108	137	137	160	160	8.2	150	175	190	252	290	129	98	329	57
182	118	118	147	147	170	170	8.2	169	200	215	288	334	142	118	358	63
202	137	137	171	171	200	200	8.2	189	220	242	327	376	162	136	410	73

Monofase / *Single-phase*

Articolo *Art.*	Pm (KW)	In max (A)	Mot (H)	db (A)
VC.122M	0.09	0.8	56	60
VC.142M	0.18	0.85	63	68
VC.152M	0.25	3.6	63	70
VC.162M	0.55	5.2	71	71

Trifase / *Three-phase*

Articolo *Art.*	Pm (KW)	In max (A)	Mot (H)	db (A)
VC.122T	0.09	0.29	56	60
VC.142T	0.18	0.65	63	68
VC.152T	0.25	1.35	63	70
VC.162T	0.55	1.9	71	71
VC.182T	1.1	2.5	80	74
VC.202T	1.5	3.1	90	77

Orientamento standard LG 270 / *Standard discharge angle LG 270*

RD	RD 0	RD 45	RD 90	RD 135	RD 180	RD 225	RD 270	RD 315
LG	LG 0	LG 45	LG 90	LG 135	LG 180	LG 225	LG 270	LG 315

PRESTAZIONI (1 Mm H_2O= 9,8 Pa)
Le prestazioni indicate nei diagrammi si riferiscono ad aria alla temperatura di 15°C ed all' altitudine di O mt s.l.m., e sono state ottenute in installazioni di tipo "D in assenza di reti e accessori.

PERFORMANCES1 (1 Mm H_2O= 9,8 Pa)
Performances shown in the selection diagrams refer to air at 15°C temperature and 0 mt a.s.l. altitude, and they were obtained in installation type "D" with no grid nor accessories.

TOLLERANZE: prestazioni aerauliche e rumorosità rientrano nelle tolleranze indicate nella norma DIN 24166, Classe 2.
ATTENZIONE: il livello di pressione sonora è riferito ad una misurazione onnidirezionale in campo libero a 1.5 m dal ventilatore al punto di massimo rendimento con aspirazione e mandata canalizzata.

***TOLERANCES:** performances and sound power levels within the tolerances allowed by the DIN 24166 standard for Class 2.*
***ATTENTION:** sound pressure level in measured in free field at 1.5m from the fan, at maximum efficiency with ducted inlet and outlet*

EFOR 142

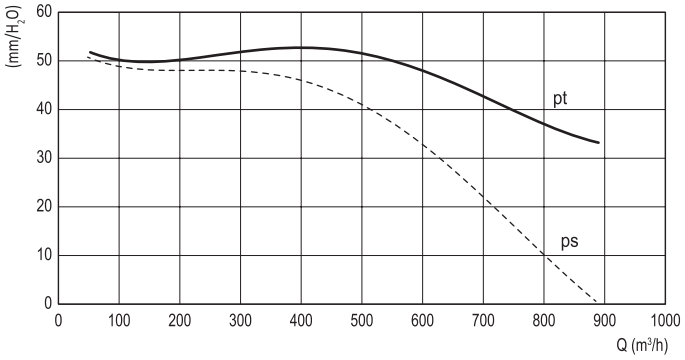

EFOR 122

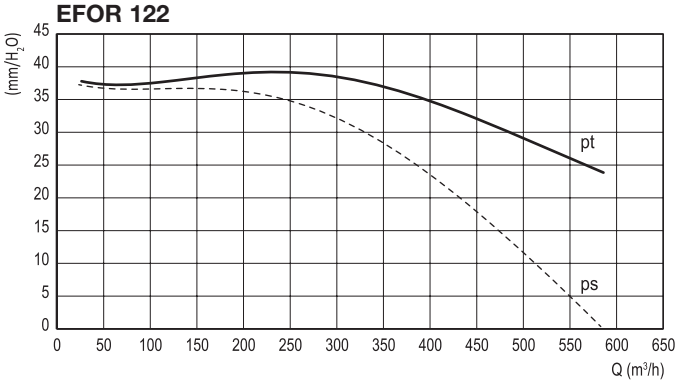

EFOR 162

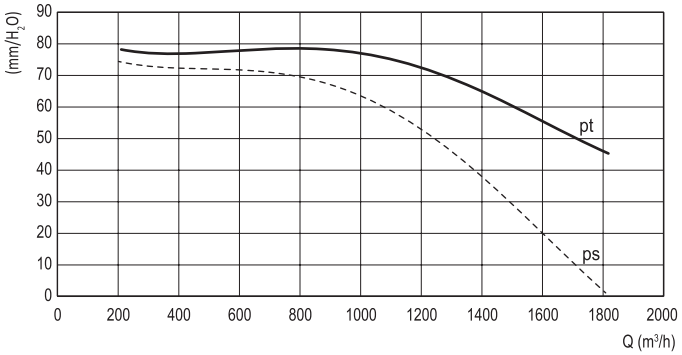

EFOR 152

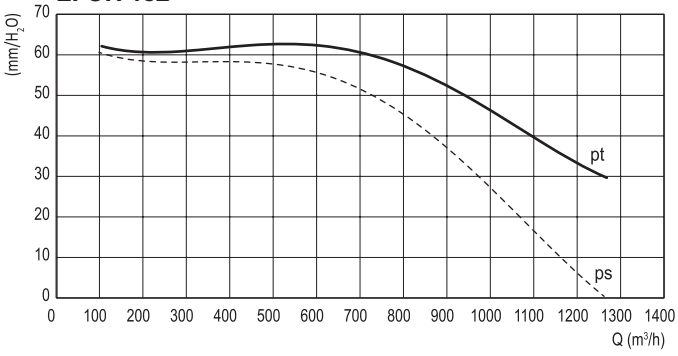

EFOR 202

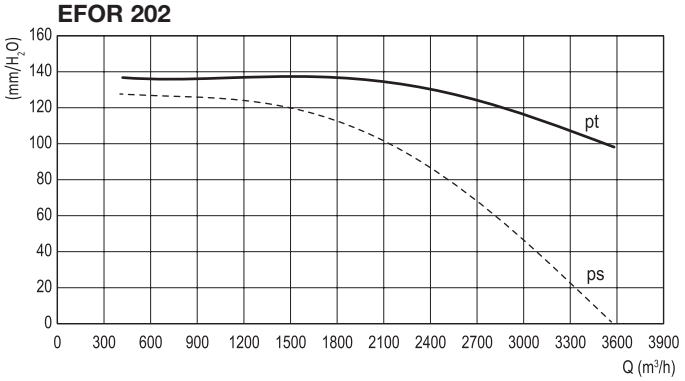

EFOR 182

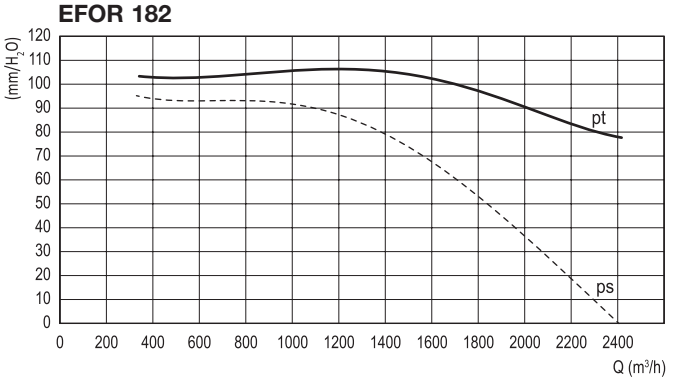

ASPIRATORI CENTRIFUGHI

CENTRIFUGAL ASPIRATORS



IN ESAURIMENTO / *RUNNING OUT*

Impiego: Per l'aspirazione di fumi, vapori, aria, piccoli impianti di depurazione. Ventola costruita in lega leggera stampata. Chiocciola costruita in termoplastico ABS. Motore chiuso a ventilazione esterna. Attacco a flangia nella chiocciola.

Use: *For aspiration of flue gas, steam, air, small purification plants. Impeller made of forged light alloy. Volute made of ABS. Enclosed motor, external ventilation. Flange coupling in volute.*

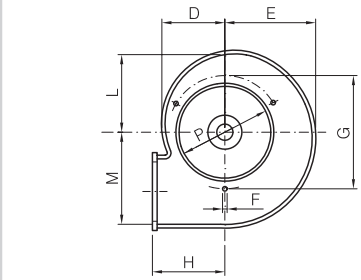

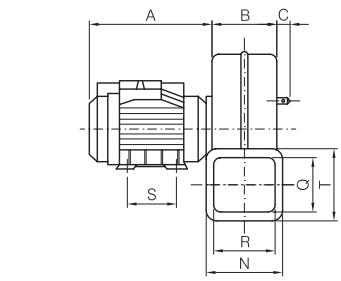

Articolo *Art.*	Giri motore al 1' *Motor RPM*	Portata Max m³h *Max flow m³h*	Prevalenza Max mm H2D *Max Head H2D*	Potenza motore (HP) *Motor Power (HP)*
VC.220	2800	1050	68	0.50 **Monofase** / *Single-phase*
VC.231	2800	1050	68	0.35 **Trifase** / *Three-phase*

A	B	C	D	E	F	G	H	L	M	N	P	Q	R	S	T
195	105	12	90	130	m6	170	100	110	140	130	140	85	100	80	125



IN ESAURIMENTO / *RUNNING OUT*

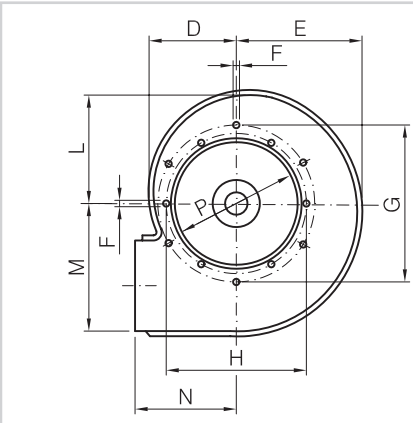

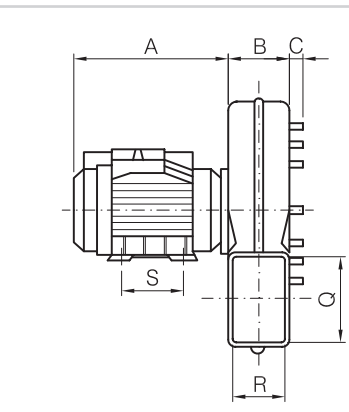

Articolo *Art.*	Giri motore al 1' *Motor RPM*	Portata Max m³h *Max flow m³h*	Prevalenza Max mm H2D *Max Head H2D*	Potenza motore (HP) *Motor Power (HP)*
VC.230	2800	1100	95	0.50 **Monofase** / *Single-phase*
VC.241	2800	1100	95	0.35 **Trifase** / *Three-phase*

A	B	C	D	E	F	G	H	L	M	N	P	Q	R	S
195	75	12	115	140	m6	200	178	132	168	130	155	106	66	80

ASPIRATORI CENTRIFUGHI

CENTRIFUGAL ASPIRATORS



IN ESAURIMENTO / *RUNNING OUT*

Bocca di mandata tonda
Round delivery outlet

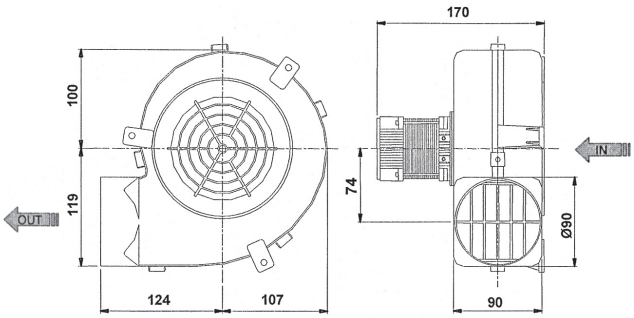

Impiego:
Tavoli da stiro per l'aspirazione di fumi, vapori, piccoli impianti di depurazione, serre.
Motore monofase costruzione B14 - Ventola in alluminio stampata. Chiocciola in ABS o nylon.
Griglie di protezione sia sull'aspirazione che la mandata.

Use:
Ironing boards, smokes and steams suction, little purification systems, greenhouses.
Motor single-phase costruction B14. Printed air propeller in aluminium. Volute in ABS or nylon. Protection grids both on suction inlet and delivery outlet.

Articolo *Art.*	**Bocca di mandata** *Delivery outlet*	**Giri motore al 1'** *Motor RPM*	**Portata Max m³h** *Max flow m³h*	**Prevalenza Max mm H2D** *Max Head H2D*	**Potenza motore (HP)** *Motor Power (HP)*
VC.133	Tonda / *Round*	2900	500	44	0.11



IN ESAURIMENTO / *RUNNING OUT*

Bocca di mandata quadra
Square delivery outlet

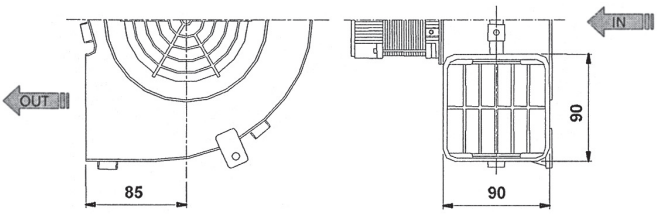

Articolo *Art.*	**Bocca di mandata** *Delivery outlet*	**Giri motore al 1'** *Motor RPM*	**Portata Max m³h** *Max flow m³h*	**Prevalenza Max mm H2D** *Max Head H2D*	**Potenza motore (HP)** *Motor Power (HP)*
VC.134	Quadra / *Square*	2900	500	44	0.11

VENTILATORI CENTRIFUGHI

CENTRIFUGAL BLOWERS

2 POLI 2800 giri

Impiego:
Sistemi di riscaldamento, refrigerazione e condizionamento dell'aria. Distributori automatici, apparecchi elettromedicali, fotocopiatrici e riproduzioni microfilm, essicatoi, aspiratori per cappe, usi industriali vari, ecc.

Particolarità costruttive:
Motore monofase due poli 1 velocità 50 - 60HZ.
Temperatura ambiente di funzionamento da -10°C a +60°C.

2 POLES 2800 RPM

Use:
Heating, refrigeration and air-conditioning systems. Automatic dispensers, electro-medical appliances, photocopiers and microfilm reproduction, dryers, hood extraction units, miscellaneous industrial uses, etc.

Construction details:
Single-phase, two poles motor 50 - 60HZ. Operating ambient temperature between -10°C +60°C.



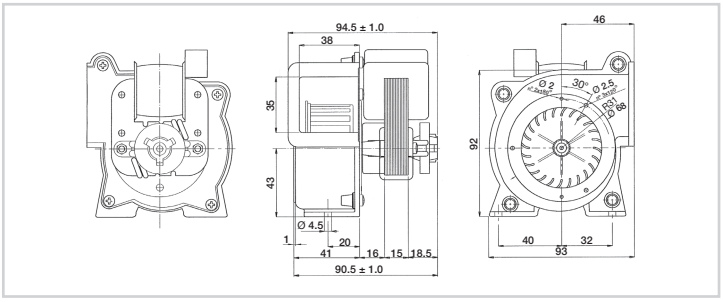

Articolo *Art.*	Materiale *Material*	Watt Assorbiti *Absorbed Watt*	Port. m³/h *Flow m³/h*
VC.410	Nylon / *Nylon*	16	28.5



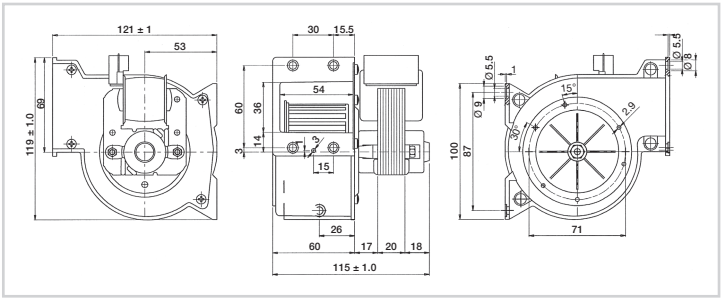

Articolo *Art.*	Materiale *Material*	Watt Assorbiti *Absorbed Watt*	Port. m³/h *Flow m³/h*
VC.420	Nylon / *Nylon*	23	110



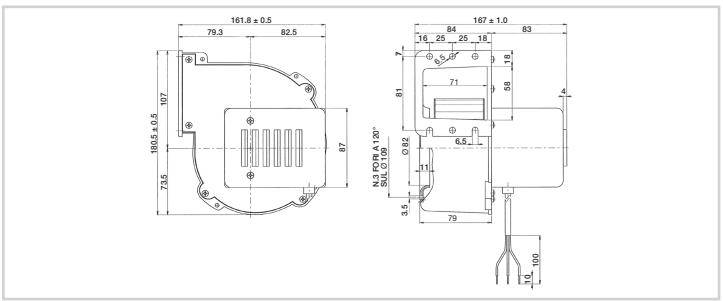

Articolo *Art.*	Materiale *Material*	Watt Assorbiti *Absorbed Watt*	Port. m³/h *Flow m³/h*
VC.430	Alluminio / *Aluminium*	80	238

DELL'ERBA

VENTILATORI CENTRIFUGHI

CENTRIFUGAL BLOWERS

NEW »



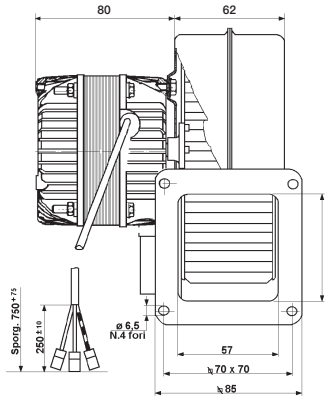

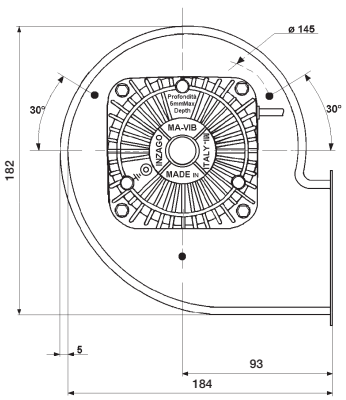

Articolo *Art.*	Materiale *Material*	Watt Assorbiti *Absorbed Watt*	Port. m³/h *Flow m³/h*
VC.431	Alluminio / *Aluminium*	73	277



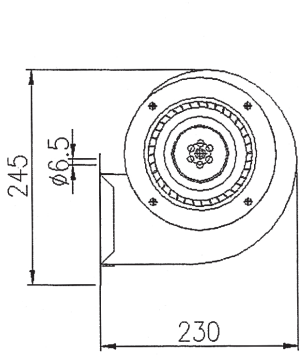

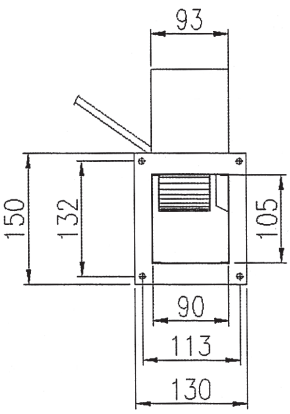

Articolo *Art.*	Materiale *Material*	Watt Assorbiti *Absorbed Watt*	Port. m³/h *Flow m³/h*
VC.432	Lamiera / *Sheet*	120	420

VENTILATORI CENTRIFUGHI A DOPPIA ASPIRAZIONE

DUAL-SUCTION CENTRIFUGAL FANS



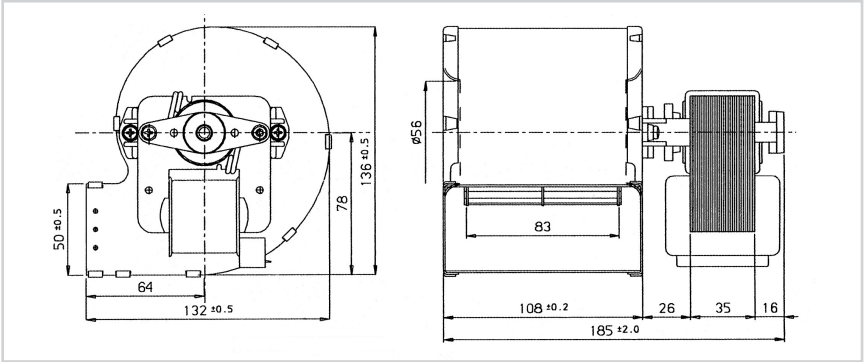

MOTORE MONOFASE A 1 VELOCITÀ / *1 SPEED SINGLE-PHASE MOTOR*

Articolo *Art.*	**Watt assorb.** *Abs. Watt*	**Port. aspiratore m³/h** *Air flow rate m³/h*	**Milliampere** *m/A*	**Senso di rotazione** *Direction of rotation*	**Giri/min** *RPM*	**Poli** *Poles*
VC.443	114	258	1140	**Destro** / *Right*	2670	2
VC.444	114	258	1140	**Sinistro** / *Left*	2670	2



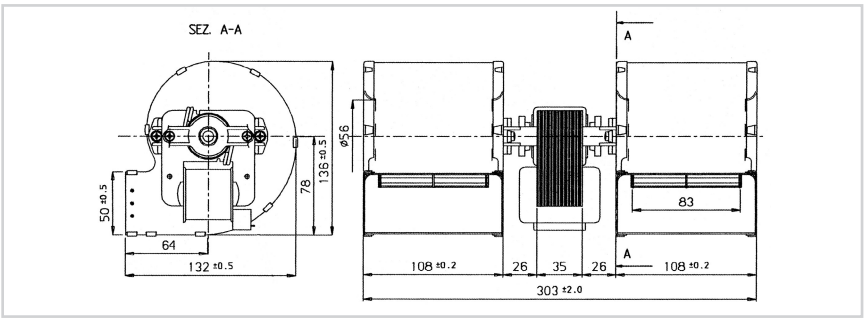

Articolo *Art.*	**Watt assorb.** *Abs. Watt*	**Port. aspiratore m³/h** *Air flow rate m³/h*	**Milliampere** *m/A*	**Senso di rotazione** *Direction of rotation*	**Giri/min** *RPM*	**Poli** *Poles*
VC.445	133	450	1220	**Destro** / *Right*	2300	2

REGOLATORE DI VELOCITÀ PER VENTILATORI E TANGENZIALI

ELECTRONIC SPEED CONTROL FOR CENTRIFUGAL AND TANGENTIAL FANS



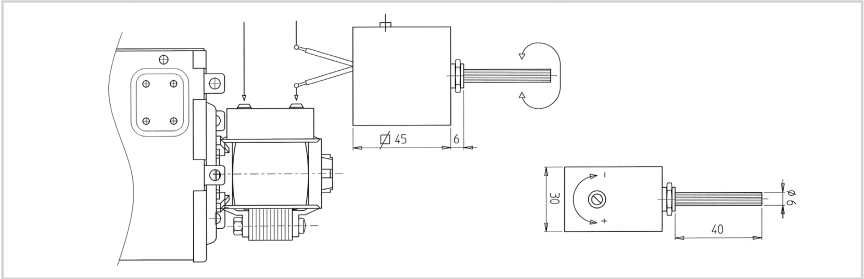

Articolo / *Art.*	**Watt Max** / *Max Watt*	**Amp.**	**Dimensioni mm** / *Dimensions mm*
RES.01	200	0 - 1.4	30x45x91

DELL'ERBA

REGOLATORI DI VELOCITÀ PER ELETTROVENTILATORI AD 1 VELOCITÀ

REGULATORS FOR 1 SPEED ELECTRICAL FANS

SONO UTILIZZABILI SU TUTTI I MOTORI MONOFASE, COMPRESA LA NOSTRA SERIE TRM-VC.
THEY CAN BE USED ON SINGLE-PHASE MOTORS, INCLUDING OUR TRM-VC SERIES.



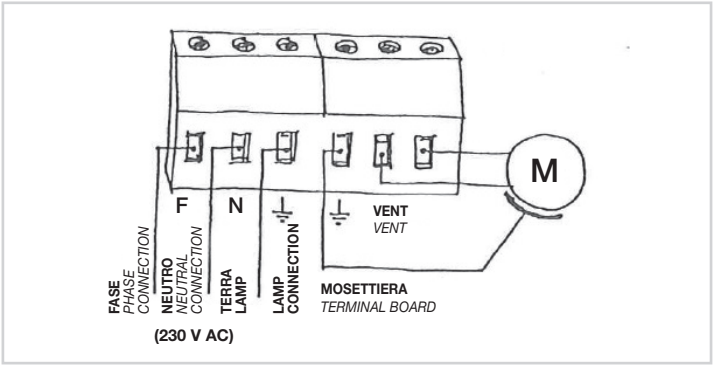

Articolo / *Art.*	Amp Max	L mm	P mm	H mm
RES.04	01 ÷ 4	110	76	50



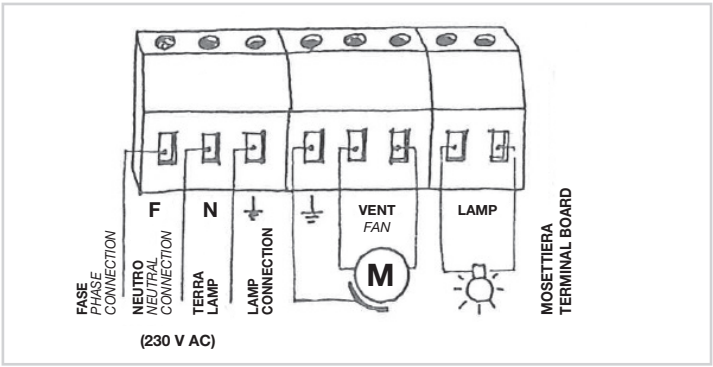

Articolo / *Art.*	Amp Max	L mm	P mm	H mm
RES.08	02 ÷ 8	132	90	62

REGOLATORE DI VELOCITÀ PER VENTILATORI "EC"

POTENTIOMETER FOR ADJUSTING THE SPEED FOR FANS "EC"



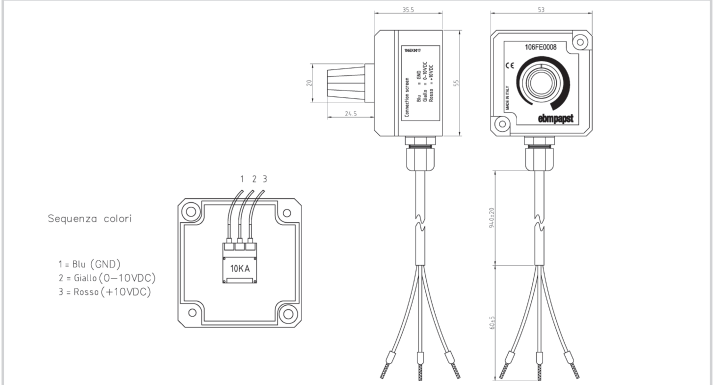

VENTILATORI CENTRIFUGHI

CENTRIFUGAL BLOWERS



DIRETTAMENTE ACCOPPIATI IN SERIE UNIFICATA
DIRECTLY COUPLED IN UNIFIED SERIES

Impiego:
Per estrazioni e/o immissione aria pulita su impianti di ventilazione civili ed industriali.

Use:
For extraction or intake of clean air in civil and industrial ventilation systems.

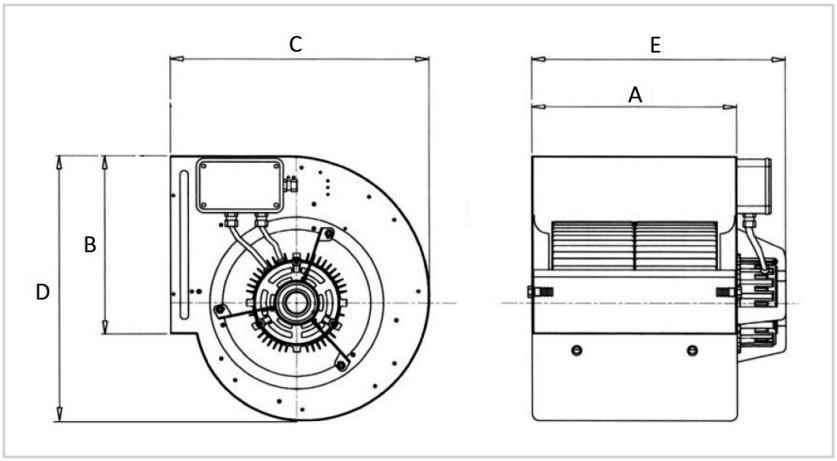

Articolo *Art.*	**Serie** *Series*	**Watt**	**Poli** *Poles*	**Amp.**	**Velocità** *Speed*	**Portata M³/H** *Air flow rate M³/H*	**A**	**B**	**C**	**D**	**E**
VC.511	DD7/7	145	MON. 4	1.3	3	1600	232	208	316.5	325	299
VC.515	DD9/7	250	MON. 6	1.5	3	1900	232	261	378	392	303
VC.520	DD9/9	250	MON. 6	2.25	3	2000	298	262	380.5	387	385
VC.525	DD9/9	300	MON. 4	3.5	1	2800	298	262	380.5	387	385
VC.526	DD10/8	550	MON. 4	3.8	1	3200	265	289	424.5	443	360
VC.530	DD10/10	245	MON. 6	3.8	1	3000	331	289	426.5	443	400
VC.535	DD10/10	373	MON. 4	4.8	1	3200	331	289	426.5	443	400
VC.536	DD12/9	736	MON. 6	6	1	5000	309	341.5	492.5	521	380
VC.537	DD12/9	1100	TRIF. 6	5.7	1	7000	309	341.5	492.5	521	380
VC.538	DD12/12	570	MON. 6	3.8	1	7500	395	341.5	492.5	521	470
VC.540	DD12/12	1100	TRIF. 6	5.7	1	8200	395	341.5	492.5	521	470

Mon. = Monofase / *Single-phase* **Trif. = Trifase /** *Three-phase*

ELETTROVENTILATORI NICOTRA CON MOTORE A STATORE ROTANTE

NICOTRA ELECTRIC BLOWERS WITH ROTATING STATOR MOTOR



PER CAPPE ASPIRANTI CIVILI ED INDUSTRIALI
FOR CIVIL AND INDUSTRIAL EXTRACTION HOODS

Motore monofase a 1 velocità variabile mediante regolatore (fornibile su richiesta nostra serie RES).
4 poli - 1400 giri - esecuzione chiusa - grado di protezione IP44-IP55.

Single-phase, 1 speed motor variable by means of regulator (available on request our RES serie).
4 poles - 1400 RPM - enclosed operation - insulation standard IP44 - IP55.

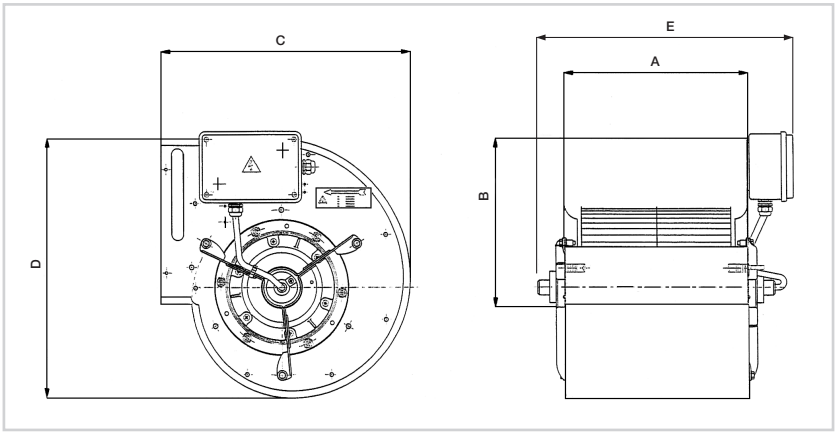

Articolo *Art.*	Serie *Series*	Watt	Poli *Poles*	Amp.	Velocità *Speed*	Portata M^3/H *Air flow rate* M^3/H	A	B	C	D	E
VC.560 *	DDM 7/7	150	MON. 4	1.3	1	1600	232	208	316.5	325	299
VC.565 *	DDM 9/7	420	MON. 4	2.25	1	2000	232	261	378	392	303
VC.570 *	DDM 9/9	420	MON. 4	3.5	1	2800	298	262	380.5	387	317
VC.575	DDM 10/8	550	MON. 4	3.8	1	3000	265	289	424.5	443	360
VC.580 *	DDM 10/10	550	MON. 4	4.8	1	3200	331	289	426.5	443	400
VC.581	DDM 10/10	315	MON. 6	2.9	1	3700	331	389	426.5	443	400

*** Velocità regolabile esclusivamente con ns. art. POT.10 -** *Speed adjustable only with our art. POT.10*

FLANGE PER ELETTROVENTILATORI CENTRIFUGHI SERIE DD-DDM

FLANGES FOR CENTRIFUGAL ELECTRIC FANS SERIES DD-DDM



Articolo *Art.*	Serie *Series*
F7.7	7/7
F9.7	9/7
F9.9	9/9
F10.8	10/8
F10.10	10/10
F12.9	12/9
F12.12	12/12

VENTILATORI CENTRIFUGHI TRASMISSIONE A CINGHIA

DOUBLE INLET CENTRIFUGAL FANS

NEW »



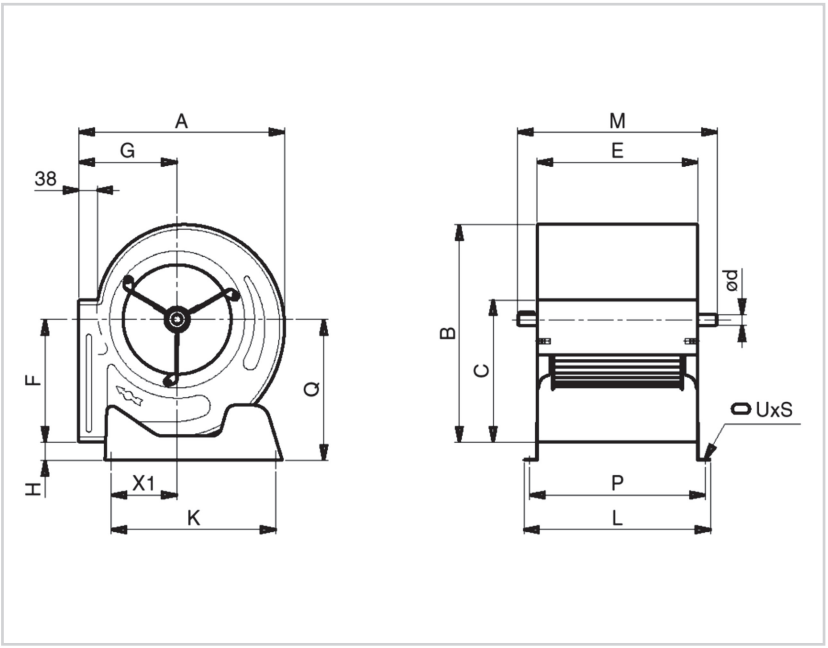

Articolo *Art.*	Modello *Model*	A	B	C	E	F	G	H	L	M	P	Q	K	X1	Ø d	UXS
TA.77	TA7/7 701301M	316	325	208	232	186	153	17	282	340	258	203	225	117	20	11X16
TA.97	TA9/7 701303M	380	387	262	232	215	185	38	282	340	258	253	300	119	20	11X16
TA.99	TA9/9 701305M	380	387	262	298	215	185	38	348	394	324	253	300	119	20	11X16
TA.108	TA10/8 701307M	425	443	289	265	249	203	38	315	355	291	287	340	136	20	11X16
TA.1010	TA10/10 701309M	425	443	289	331	249	203	38	381	420	357	287	340	136	20	11X16
TA.129	TA12/9 701311M	491	521	341	309	294	230	38	359	420	335	332	408	161	25	11X16
TA.1212	TA12/12 701313M	491	521	341	395	294	230	38	445	510	421	332	408	161	25	11X16
TA.1511	TA15/11 701315M	569	609	404	373	342	264	38	423	510	399	380	495	197	25	11X16
TA.1515	TA15/15 701317M	569	609	404	471	342	264	38	521	608	497	380	495	197	25	11X16
TA.1813	TA18/13 701319M	684	739	478	430	415	314	42	480	567	456	457	608	262	25	11X16
TA.1818	TA18/18 701321M	684	739	478	557	415	314	42	607	694	583	457	608	262	25	11X16

NB: Attenzione, tutti gli accessori (supporto base, supporto motore, flange, kit viteria) sono fornibili solo su richiesta.
NB: Attention, all accesories (base supports, engine supports, flanges, screw kit) are provided only on request.

PER QUOTAZIONI CONTATTARE I NOSTRI UFFICI
PLEASE CONTACT OUR OFFICES FOR A QUOTATION

VENTILATORI CENTRIFUGHI TRASMISSIONE A CINGHIA

DOUBLE INLET CENTRIFUGAL FANS

NEW »



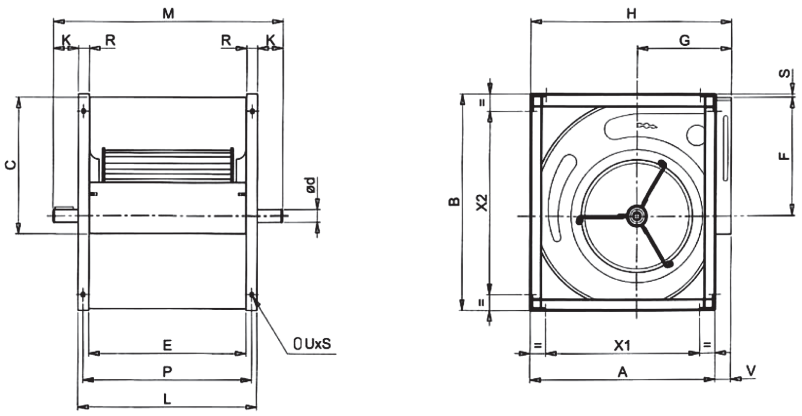

Articolo *Art.*	Modello *Model*	A	B	C	E	F	G	H	L	M	P	R	S	V	K	X1	X2	Ø d	UXS
TAR.77	TA/R 7/7 702301M	285	337	208	232	186	153	321	272	394	254	20	6	36	59	210	262	20	9X12
TAR.97	TA/R 9/7 702303M	349	399	262	232	215	185	385	272	394	254	20	6	36	59	274	324	20	9X12
TAR.99	TA/R 9/9 702305M	349	399	262	298	215	185	385	338	460	320	20	6	36	61	274	324	20	9X12
TAR.108	TA/R 10/8 702307M	395	455	289	265	249	203	431	305	425	287	20	6	36	60	330	390	20	9X12
TAR.1010	TA/R10/10 702309M	395	455	289	331	249	203	431	371	490	353	20	6	36	59	330	390	20	9X12
TAR.129	TA/R 12/9 702311M	461	533	341	309	294	230	497	365	495	339	20	6	36	65	371	443	25	11X16
TAR.1212	TA/R12/12 702313M	461	533	341	395	294	230	497	451	585	425	20	6	36	67	371	443	25	11X16
TAR.1511	TA/R15/11 702315M	539	621	404	373	342	264	575	429	585	403	20	6	36	78	449	531	25	11X16
TAR.1515	TA/R 15/15 702317M	539	621	404	471	342	264	575	527	685	501	20	6	36	79	449	531	25	11X16
TAR.1813	TA/R 18/13 702319M	654	751	478	430	415	314	690	506	666	470	20	6	36	80	544	641	25	11X16
TAR.1818	TA/R 18/18 702321M	654	751	478	557	415	314	690	633	790	597	20	6	36	78	544	641	25	11X16

PER QUOTAZIONI CONTATTARE I NOSTRI UFFICI

PLEASE CONTACT OUR OFFICES FOR A QUOTATION

VENTILATORI CENTRIFUGHI TRASMISSIONE A CINGHIA BINATI

DOUBLE INLET CENTRIFUGAL FANS 2 WHEELS

NEW »



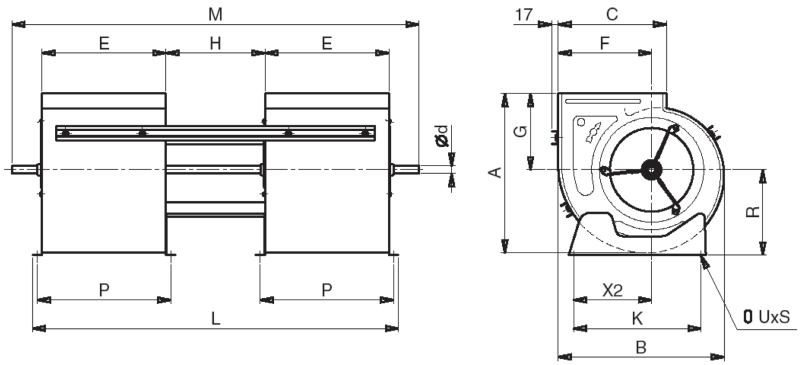

Articolo *Art.*	Modello *Model*	A	B	C	E	F	G	H	L	M	P	R	K	X2	Ø d	UXS
ATG.77	7/7 6029L8	316	325	208	232	186	153	184	698	808	258	169	225	86	20	11X16
ATG.97	9/7 6029L9	380	387	262	232	215	185	184	698	808	258	199	300	124	20	11X16
ATG.99	9/9 6029M0	380	387	262	298	215	185	244	890	1000	324	199	300	124	20	11X16
ATG.108	10/8 6029M1	425	443	289	265	249	203	214	794	904	291	227	340	132	20	11X16
ATG.1010	10/10 6029F2	425	443	289	331	249	203	264	976	1086	357	227	340	390	20	11X16
ATG.129	12/9 6029C3	491	521	341	309	294	230	244	912	1082	335	266	408	443	25	11X16
ATG.1212	12/12 602961	491	521	341	395	294	230	324	1164	1334	425	266	408	443	25	11X16
ATG.1511	15/11 6029M2	569	609	404	373	342	264	294	1190	1260	399	309	495	531	25	11X16
ATG.1515	15/15 6029G4	569	609	404	471	342	264	384	1376	1546	497	309	495	531	25	11X16
ATG.1813	18/13 6029M3	684	739	478	430	415	314	343	1253	1423	456	376	608	641	25	11X16
ATG.1818	18/18 602966	684	739	478	557	415	314	458	1622	1792	583	376	608	641	25	11X16

PER QUOTAZIONI CONTATTARE I NOSTRI UFFICI
PLEASE CONTACT OUR OFFICES FOR A QUOTATION

VENTILATORI CENTRIFUGHI TRASMISSIONE A CINGHIA BINATI

DOUBLE INLET CENTRIFUGAL FANS 2 WHEELS

NEW »



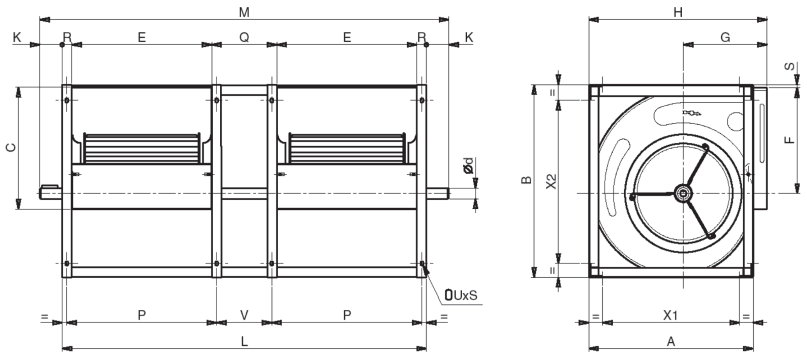

Articolo *Art.*	Modello *Model*	A	B	C	E	F	G	H	L	M	P	Q	R	S	V	K	X1	X2	Ø d	UXS
ATS.77	7/7 605503	285	337	208	232	186	153	317	686	843	254	182	20	6	160	78.5	210	262	20	9X12
ATS.97	9/7 605506	349	399	262	232	215	185	385	684	843	254	180	20	6	158	79.5	274	324	20	9X12
ATS.99	9/9 605508	349	399	262	298	215	185	385	872	1033	320	236	20	6	214	80.5	274	324	20	9X12
ATS.108	10/8 605512	395	455	289	265	249	203	431	773	950	287	203	20	6	181	88.5	330	390	20	9X12
ATS.1010	10/10 605514	395	455	289	331	249	203	431	957	1134	353	255	20	6	233	88.5	330	390	20	9X12
ATS.129	12/9 605518	461	533	341	309	294	230	497	913	1066	339	239	20	6	209	76.5	371	443	25	11X16
ATS.1212	12/12 605520	461	533	341	395	294	230	497	1165	1316	425	319	20	6	289	75.5	371	443	25	11X16
ATS.1511	15/11 605535	539	621	404	373	342	264	575	1094	1243	403	292	20	6	262	74.5	449	531	25	11X16
ATS.1515	15/15 605538	539	621	404	471	342	264	575	1384	1537	501	386	20	6	356	76.5	449	531	25	11X16
ATS.1813	18/13 605546	654	751	478	430	415	314	690	1262	1425	470	326	20	6	286	81.5	544	641	25	11X16
ATS.1818	18/18 605548	654	751	478	557	415	314	690	1647	1805	597	457	20	6	417	79	544	641	25	11X16

PER QUOTAZIONI CONTATTARE I NOSTRI UFFICI
PLEASE CONTACT OUR OFFICES FOR A QUOTATION

VENTILATORI CENTRIFUGHI CON BOCCA QUADRA

DOUBLE INLET CENTRIFUGAL WITH SQUARE-SHAPED

NEW »



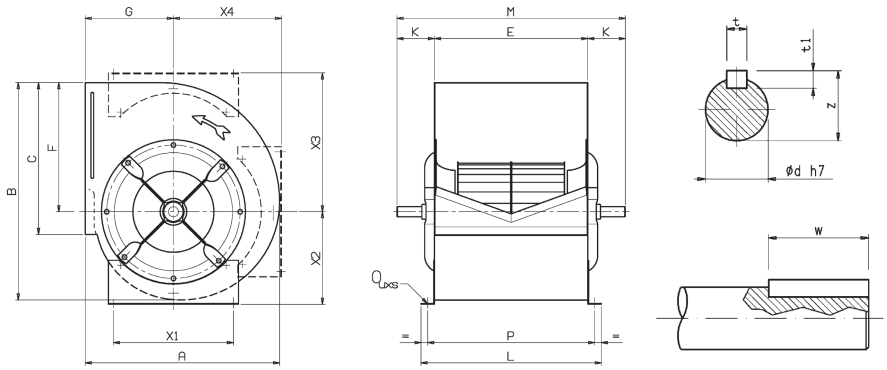

Articolo *Art.*	Modello *Model*	A	B	C	E	F	G	L	M	P	K	X1	X2	X3	X4	t	t1	w	z	Ø d	UXS
ADL.160	160 630000W	282	293	205	205	172	140	265	345	235	70	180	150	204	150	6	6	30	22.5	20	11X16
ADL.180	180 630001W	313	329	229	229	193	153	289	370	259	71	180	164	224	164	6	6	30	22.5	20	11X16
ADL.200	200 630002W	343	364	256	256	215	164	316	420	286	82	224	181	245	184	6	6	30	22.5	20	11X16
ADL.225	225 630003W	381	409	288	288	243	180	348	450	318	81	224	197	274	204	6	6	30	22.5	20	11X16
ADL.250	250 630004W	417	453	322	322	270	195	382	485	352	82	224	210	299	227	6	6	30	22.5	20	11X16
ADL.280	280 630005W	464	508	361	361	302	215	421	555	391	97	280	236	331	255	8	7	40	28	25	11X16
ADL.315	315 630006W	516	572	404	404	340	236	464	600	434	98	280	261	370	283	8	7	40	28	25	11X16
ADL.355	355 630007W	576	645	453	453	383	261	533	675	493	111	355	274	411	320	8	7	40	33	30	11X16
ADL.400	400 630008W	645	725	507	507	432	290	587	725	547	109	355	302	462	359	8	7	40	33	30	11X16
ADL.450	450 630009W	722	817	569	569	486	322	665	815	619	123	530	336	518	407	10	8	50	38	35	13X18
ADL.500	500 630010W	795	906	638	638	538	352	734	885	688	124	530	375	568	448	10	8	50	38	35	13X18
ADL.560	560 630011W	886	1016	715	715	603	390	811	1000	765	143	530	416	634	502	12	8	70	43	40	13X18

PER QUOTAZIONI CONTATTARE I NOSTRI UFFICI
PLEASE CONTACT OUR OFFICES FOR A QUOTATION

VENTILATORI CENTRIFUGHI CON BOCCA QUADRA

DOUBLE INLET CENTRIFUGAL WITH SQUARE-SHAPED

NEW »



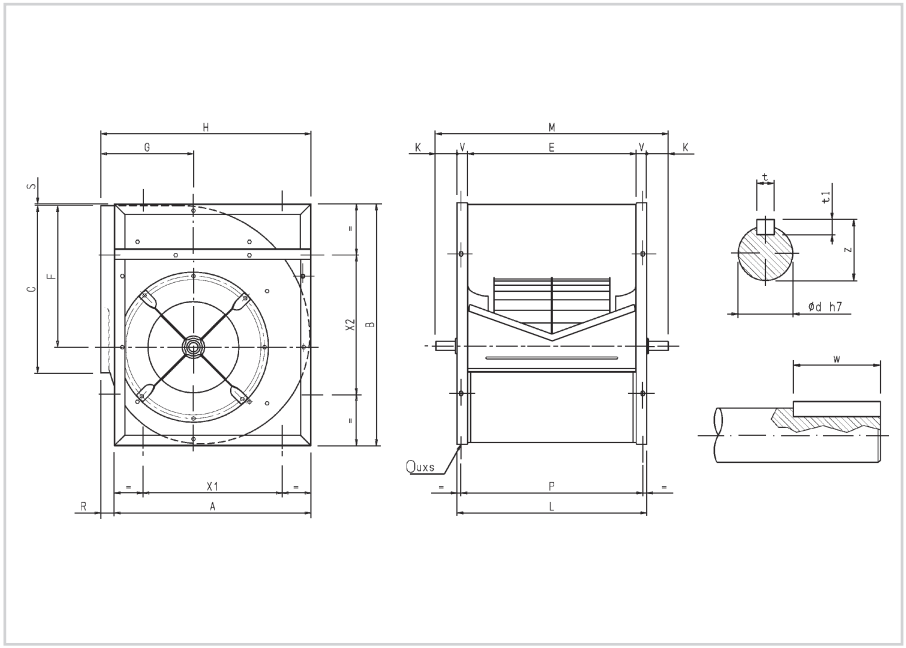

Articolo *Art.*	Modello *Model*	A	B	C	E	F	G	H	L	M	P	R	S	V	K	X1	X2	t	t1	w	z	Ø d	UXS
ADR.160	160 630020W	259	300	205	205	172	140	286	245	345	229	27	5	20	50	180	180	6	6	30	22.5	20	9X12
ADR.180	180 630021W	294	336	229	229	192	152	322	269	370	253	28	5	20	51	180	180	6	6	30	22.5	20	9X12
ADR.200	200 630022W	306	370	256	256	215	164	343	306	420	286	37	4	25	57	224	224	6	6	30	22.5	20	11X16
ADR.225	225 630023W	345	415	288	288	243	180	382	338	450	318	37	3	25	56	224	224	6	6	30	22.5	20	11X16
ADR.250	250 630024W	381	461	322	322	270	195	419	372	485	352	38	4	25	57	224	224	6	6	30	22.5	20	11X16
ADR.280	280 630025W	429	518	361	361	302	215	466	421	555	391	37	5	30	67	280	280	8	7	40	28	25	11X16
ADR.315	315 630026W	480	578	404	404	340	236	518	464	600	434	38	3	30	68	280	280	8	7	40	28	25	11X16
ADR.355	355 630027W	544	655	453	453	383	261	578	533	675	493	34	6	40	71	355	355	8	7	40	33	30	13X18
ADR.400	400 630028W	609	736	507	507	432	290	649	587	725	547	40	5	40	69	355	355	8	7	40	33	30	13X18
ADR.450	450 630029W	679	827	569	569	486	322	726	649	815	619	46	5	40	83	530	530	10	8	50	38	35	13X18
ADR.500	500 630030W	748	918	638	638	538	352	800	718	885	688	51	5	40	84	530	530	10	8	50	38	35	13X18
ADR.560	560 630031W	841	1030	715	715	603	390	891	815	1000	765	50	7	50	93	530	530	12	8	70	43	40	13X18
ADR.630	630 60032W	940	1157	801	801	679	434	996	901	1085	851	56	6	50	92	530	530	12	8	70	43	40	13X18
ADR.710	710 60033W	1050	1303	898	898	765	485	1117	998	1255	948	67	7	50	129	630	630	14	9	90	53.5	50	17X22

PER QUOTAZIONI CONTATTARE I NOSTRI UFFICI

PLEASE CONTACT OUR OFFICES FOR A QUOTATION

VENTILATORI CENTRIFUGHI CON BOCCA QUADRA A PALE ROVESCE

DOUBLE INLET CENTRIFUGAL WITH SQUARE-SHAPED BACKWARD BLADES

NEW »



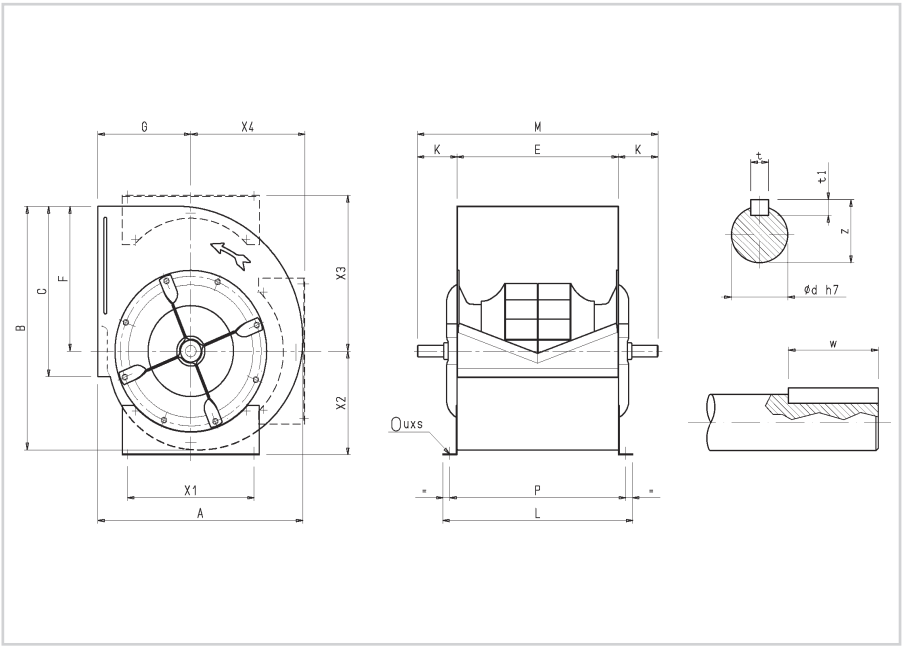

Articolo *Art.*	Modello *Model*	A	B	C	E	F	G	L	M	P	K	X1	X2	X3	X4	t	t1	w	z	Ø d	UXS
RDL.180	180 632001W	313	329	229	229	193	153	289	370	259	71	180	134	224	164	6	6	30	22.5	20	11X16
RDL.200	200 632002W	343	364	256	256	215	164	316	420	286	82	224	181	245	184	6	6	30	22.5	20	11X16
RDL.225	225 632003W	381	409	288	288	243	180	348	450	318	81	224	197	274	204	6	6	30	22.5	20	11X16
RDL.250	250 632004W	417	453	322	322	270	195	382	485	352	82	224	210	299	227	6	6	30	22.5	20	11X16
RDL.280	280/ 632005W	464	508	361	361	302	215	421	555	391	97	280	236	331	255	8	7	40	28	25	11X16
RDL.315	315 632006W	516	572	404	404	340	236	464	600	434	98	280	261	370	283	8	7	40	28	25	11X16
RDL.355	355 632007W	576	645	453	453	383	261	533	675	493	111	355	274	411	320	8	7	40	33	30	11X16
RDL.400	400 632008W	645	725	507	507	432	290	587	725	547	109	355	302	462	359	8	7	40	33	30	11X16
RDL.450	450 632009W	722	817	569	569	486	322	665	815	619	123	530	336	518	407	10	8	50	38	35	13X18
RDL.500	500 632010W	795	906	638	638	538	352	734	885	688	124	530	375	568	448	10	8	50	38	35	13X18
RDL.560	560 632011W	886	1016	715	715	603	390	811	1000	765	143	530	416	634	502	12	8	70	43	40	13X18

PER QUOTAZIONI CONTATTARE I NOSTRI UFFICI
PLEASE CONTACT OUR OFFICES FOR A QUOTATION

VENTILATORI CENTRIFUGHI CON BOCCA QUADRA A PALE ROVESCE

DOUBLE INLET CENTRIFUGAL WITH SQUARE-SHAPED BACKWARD BLADES

NEW »



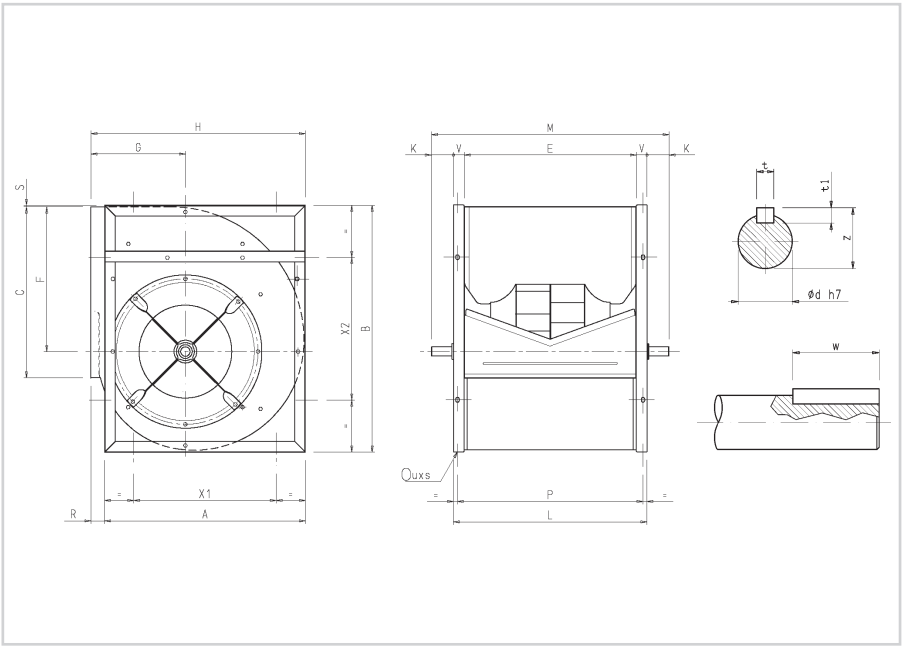

Articolo *Art.*	Modello *Model*	A	B	C	E	F	G	H	L	M	P	R	S	V	K	X1	X2	t	t1	w	z	Ø d	UXS
RDR.180	180 632021W	294	336	229	229	192	152	322	269	370	253	28	5	20	51	180	180	6	6	30	22.5	20	9X12
RDR.200	200 632022W	306	370	256	256	215	164	343	306	420	286	37	4	25	57	224	224	6	6	30	22.5	20	11X16
RDR.225	225 632023W	345	415	288	288	243	180	382	338	450	318	37	3	25	56	224	224	6	6	30	22.5	20	11X16
RDR.250	250 632024W	381	461	322	322	270	195	419	372	485	352	38	4	25	57	224	224	6	6	30	22.5	20	11X16
RDR.280	280 632025W	429	518	361	361	302	215	466	421	555	391	37	5	30	67	280	280	8	7	40	28	25	13X18
RDR.315	315 632026W	480	578	404	404	340	236	518	464	600	434	38	3	30	68	280	280	8	7	40	28	25	13X18
RDR.355	355 632027W	544	655	453	453	383	261	578	533	675	493	34	6	40	71	355	355	8	7	40	33	30	13X18
RDR.400	400 632028W	609	736	507	507	432	290	649	587	725	547	40	5	40	69	355	355	8	7	40	33	30	13X18
RDR.450	450 632029W	679	827	569	569	486	322	726	649	815	619	46	5	40	83	530	530	10	8	50	38	35	13X18
RDR.500	500 632030W	748	918	638	638	538	352	800	718	885	688	51	5	40	84	530	530	10	8	50	38	35	13X18
RDR.560	560 632031W	841	1030	715	715	603	390	891	815	1000	765	50	7	50	93	530	530	12	8	70	43	40	13X18
RDR.630	630 632032W	940	1157	801	801	379	434	996	901	1085	851	56	6	50	92	530	530	12	8	70	43	40	13X18
RDR.710	710 632033W	1050	1303	898	898	765	485	1117	998	1255	948	67	7	50	129	630	630	14	9	90	53.5	50	17X22

PER QUOTAZIONI CONTATTARE I NOSTRI UFFICI
PLEASE CONTACT OUR OFFICES FOR A QUOTATION

VENTILATORI CENTRIFUGHI

CENTRIFUGAL BLOWERS



Impiego: Condizionatori autonomi, ventilazione generica di media ed alta portata. Motore monofase 4 velocità - 4 poli.

Use: *Independent conditioners, general ventilation of medium-high capacity. Single-phase motor, 4 speed, 4 poles.*

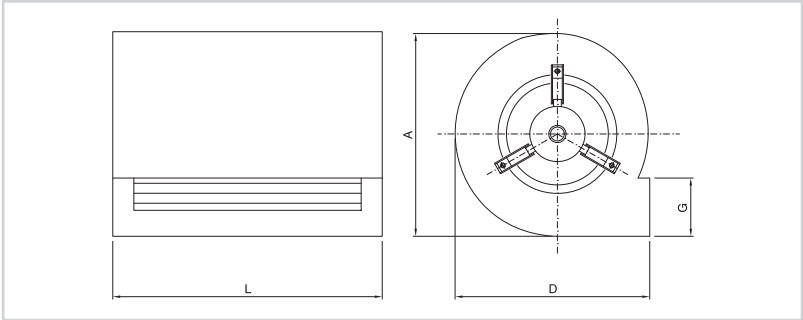

Articolo *Art.*	**Watt**	**Portata d'aria m³/h** *Air flow rate m³/h*	**A**	**D**	**G**	**L**
VC.451	15	380	207	196	97	231
VC.452	25	450	207	196	97	273

Su richiesta è possibile fornire solo il motore. / *Only motor can be supplied on request.*



Impiego: Condizionamento, caminetti domestici, condotte d'aria forzata. Motori monofasi 2/4 poli.

Use: *Air-conditioning, domestic fireplaces, forced air ducts. Single-phase 2/4-poles motors.*

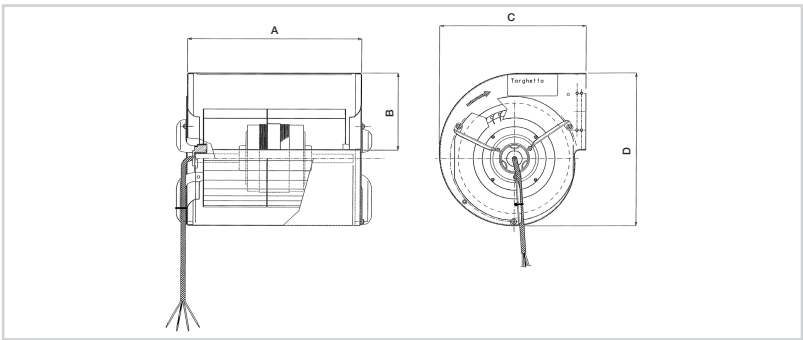

Articolo *Art.*	**Watt assorb.** *Abs. Watt*	**Velocità** *Speed*	**Giri** *RPM*	**Amp.**	**dB (A)**	**m³/h max**	**Esecuzione** *Construction*	**A**	**B**	**C**	**D**
VC.461	63	3	1250	0.28	55	560	**Chiuso** / *Enclosed*	232	104	198	207
VC.462	70	1	1300	0.3	55	705	**Chiuso** / *Enclosed*	232	104	198	207
VC.466 *	90	1	1300	0.4	57	610	**Chiuso** / *Enclosed*	232	93	178	180
VC.463	100	1	1300	0.46	59	780	**Chiuso** / *Enclosed*	176	105	229	244
VC.464	100	1	1300	0.46	55	875	**Chiuso** / *Enclosed*	232	104	198	207
VC.467	190	1	2200	0.84	56	830	**Chiuso** / *Enclosed*	232	104	198	207
VC.465	125	2	1300	0.56	59	845	**Chiuso** / *Enclosed*	176	105	229	244

*** Specifico per caminetti e stufe a pellet.** / *Specific for fireplaces and pellet stoves.*

VENTILATORI CENTRIFUGHI A DOPPIA ASPIRAZIONE

CENTRIFUGAL BLOWERS DOUBLE NET

NEW »



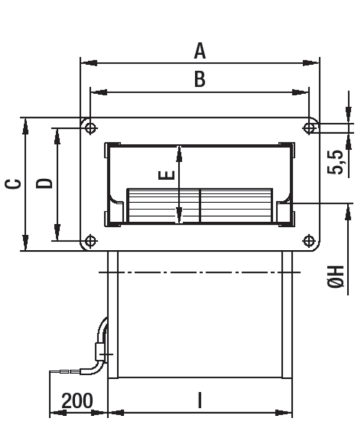

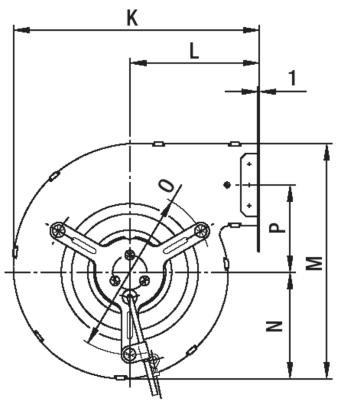

Impiego: Ventilatori centrifughi monofasi a doppia aspirazione, costruiti interamente in metallo - 2 poli.
Use: *Single-phase centrifugal fans with double intake, made of metal - 2 poles.*

Modello *Model*	**Modello** *Model*	**Volt**	**HZ**	**MC/H**	**W Ass.** *Abs W*	**A**	**RPM**
VC.700	D2E097BI5648	230	50/60	435	87	0.39	1950
VC.701	D2E097BK8002	230	50/60	370	77	0.34	1750
VC.702	D2E133CI3399	230	50/60	700	175	0.77	1700
VC.703	D2E133AM4723	230	50/60	685	190	0.84	1500
VC.704	D2E133DM2818	230	50/60	810	170	0.75	1150
VC.705	D2E146AP50C5	230	50/60	970	250	1.1	2600

Modello *Model*	**Modello** *Model*	**A**	**B**	**C**	**D**	**E**	**H**	**I**	**K**	**L**	**M**	**N**	**O**	**P**
VC.700	D2E097BI5648	180	168	100	88	67	79.5	146	162	86	165	68	114	62.5
VC.701	D2E097BK8002	180	168	100	88	68	79.5	146	162	86	165	68	114	62.5
VC.702	D2E133CI3399	206	190	142	126	102	112	168	204	97	213	93	145	67.5
VC.703	D2E133AM4723	254	238	108	92	69	112	215	171.5	88	180	79	145	66
VC.704	D2E133DM2818	270	254	142	126	102	112	232	204	97	213	98	145	67.5
VC.705	D2E146AP50C5	270	254	142	126	102	117	232	206	97	219	98	145	69

CASSE DI AERAZIONE CON VENTILATORE CENTRIFUGO

VENTILATION BOX WITH CENTRIFUGAL FAN

NEW »



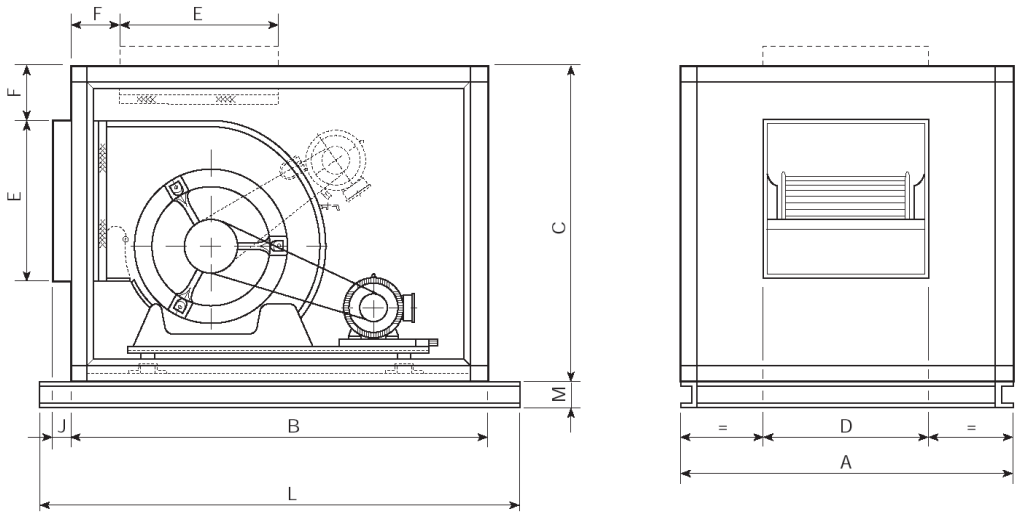

Articolo *Art.*	Modello *Model*	A	B	C	D	E	F	J	L	M
PET.77	7/7	554	710	483	232	222	92	30	-	-
PET.99	9/9	605	800	554	300	260	96	30	-	-
PET.1010	10/10	710	850	605	333	289	94	30	-	-
PET.1212	12/12	775	950	675	396	341	82	30	-	-
PET.1515	15/15	950	1018	775	473	403	88	30	-	-

PER QUOTAZIONI CONTATTARE I NOSTRI UFFICI

PLEASE CONTACT OUR OFFICES FOR A QUOTATION

Descrizione:
Casse di aerazione con angoli di alluminio e pannelli in acciaio zincato a parete semplice, pannelli isolati con materiale fonoassorbente.
Ventilatore centrifugo doppia aspirazione con pale avanti, motori monofase o trifase, trasmissione realizzata con pulegge e cinghie trapezoidali.

Description:
Ventilation boxes with aluminium corners and single-wall galvanized steel planes insulated with sound-absorbing material. Double inlet centrifugal fan with forward blades, single or three-phase motors, trasmission with pulleys and V-belts.

CURVE CARATTERISTICHE
PERFORMANCE CURVES

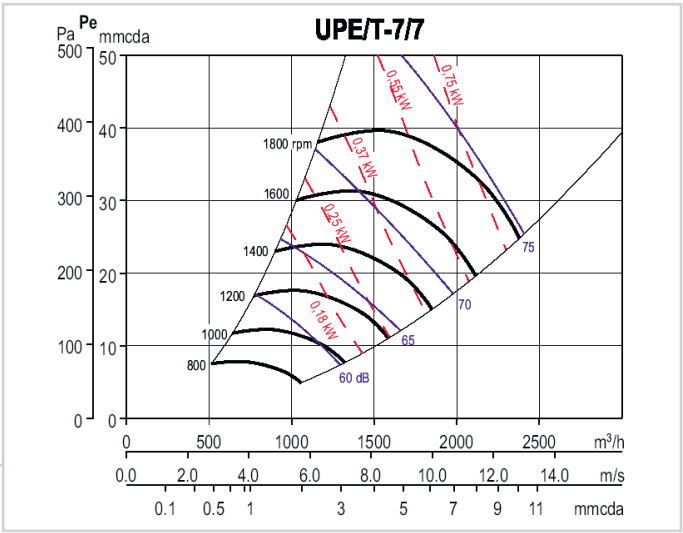

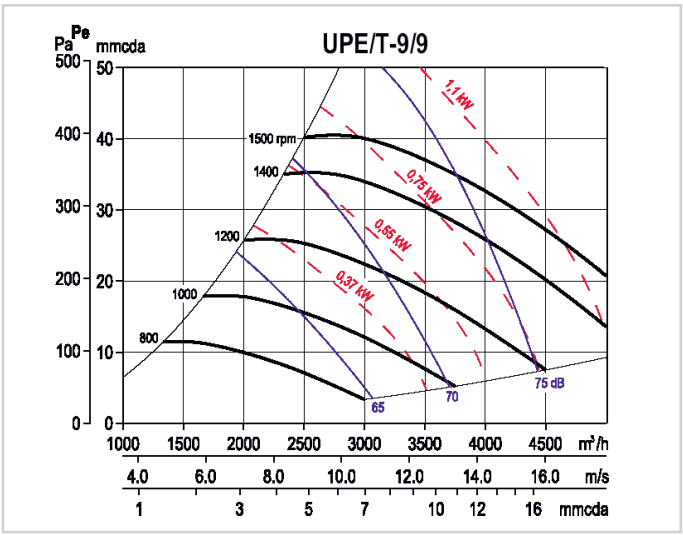

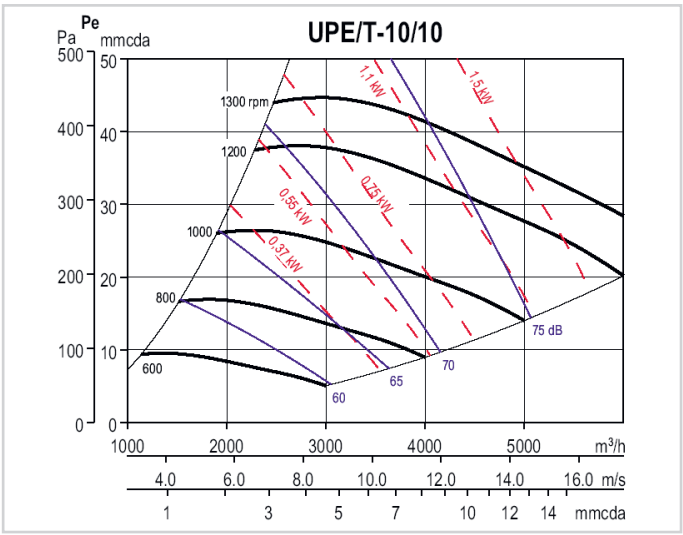

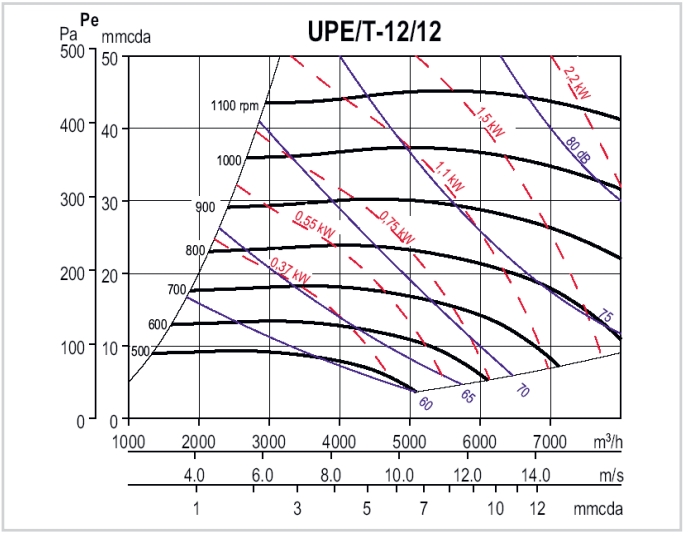

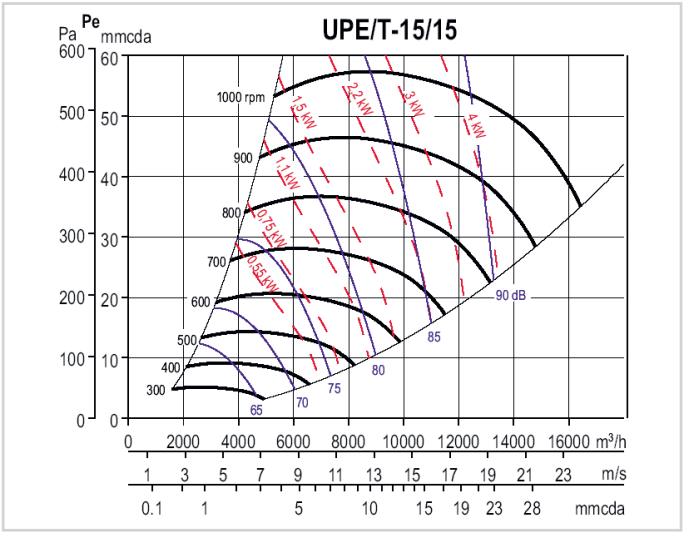

VENTILATORI CENTRIFUGHI PER CONDOTTI

IN-LINE DUCT FANS

NEW



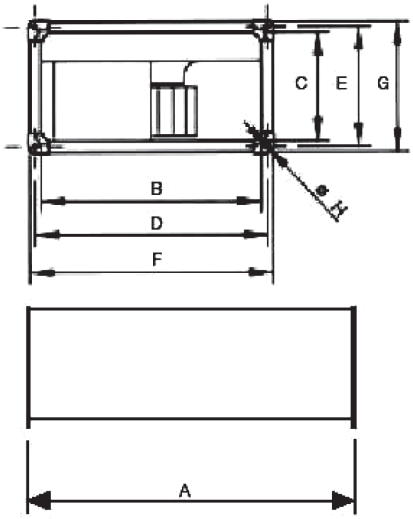

Descrizione:
Ventilatori centrifughi per montaggio in condotti regolari, utilizzati per impianti di climatizzazione e condizionamento. Costruiti in lamiera d'acciaio, montano ventole centrifughe con pale avanti. Tutti i modelli possono essere regolati con variatori di velocità.
Temperatura di funzionamento consentita -40°/+70°C.

Description:
Centrifugal fans for mounting in regular ducts, used for air conditioning and air conditioning system.
Made of sheet steel, they are equipped with centrifugal fans with forward blades. All models can be regulated with speed variators.
Allowed operating temperature -40°/+70°C.

Articolo *Art.*	**Modello** *Model*	**Dimensione condotto** *Ducts size*	**V/HZ**	**W ass** *Abs w*	**A**	**MC/H**	**RPM**	**Db**
IB4.200	ILB/4-200	400x200	230/50	240	1.15	1090	1240	57
IB4.225	ILB/4-225	500x250	230/50	520	2.45	1670	1130	56
IB4.250	ILB/4-250	500x300	230/50	950	4.40	2350	1130	60
IT4.200	ILT/4-200	400x200	400/50	260	0.90	1150	1270	59
IT4.225	ILT/4-225	500x250	400/50	500	1.70	1700	1160	58
IT4.250	ILT/4-250	500x300	400/50	930	3.00	2650	1170	62
IT4.285	ILT/4-285	600x300	400/50	1260	4.15	3100	1070	61
IT4.315	ILT/4-315	600x350	400/50	2440	8.00	4160	1390	68

Dimensioni mm / *Dimensions mm*

Modello *Model*	**A**	**B**	**C**	**D**	**E**	**F**	**G**	**ØH**
200	505	400	198	440	220	440	240	9
225	535	500	248	520	270	540	290	9
250	565	500	298	520	320	540	340	9
285	645	600	298	620	320	640	340	9
315	725	600	348	620	370	640	390	9

PER QUOTAZIONI CONTATTARE I NOSTRI UFFICI
PLEASE CONTACT OUR OFFICES FOR A QUOTATION

CASSE VENTILANTI COMPATTE

COMPACT VENTILATION BOX

NEW »



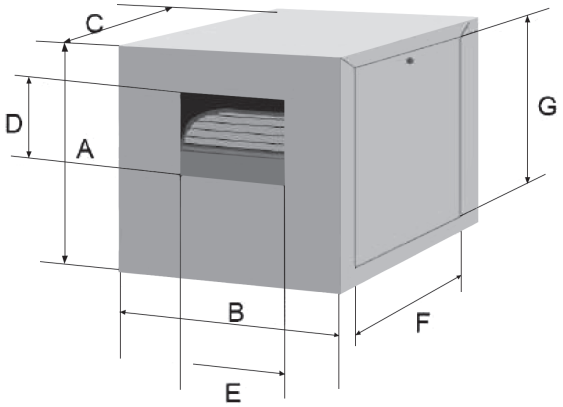

Articolo *Art.*	Modello *Model*	V/HZ	RPM	W	MC/H	Pressione mm H2O *Pressure mm H2O*	Db
AIR.77.4	7/7 4 poli	230/50	1400	147	1330	10	54
AIR.77.6	7/7 6 poli	230/50	900	50	1000	7.5	53
AIR.97.4	9/7 4 poli	230/50	1400	373	3000	12.5	65
AIR.97.6	9/7 6 poli	230/50	900	123	1950	15	57
AIR.99.4	9/9 4 poli	230/50	1400	373	3100	15	68
AIR.99.6	9/9 6 poli	230/50	900	250	2250	15	60
AIR.108.4	10/8 4 poli	230/50	1400	550	3340	12.5	69
AIR.108.6	10/8 6 poli	230/50	900	250	2590	15	63
AIR.1010.4	10/10 4 poli	230/50	1400	550	3650	30	72
AIR.1010.6	10/10 6 poli	230/50	900	250	3000	12.5	65
AIR.129.6	12/9 6 poli	230/50	900	570	4100	20	69
AIR.129.6T	12/9 6 poli	400/50-3	900	1100	6150	20	74
AIR.1212.6	12/12 6 poli	230/50	900	570	5350	20	70
AIR.1212.6T	12/12 6 poli	400/50-3	900	1100	6620	20	75

Dimensioni mm / *Dimensions mm*

Modello *Model*	A	B	C	D	E	F	G
7/7	500	500	500	200	232	440	440
9/7	500	500	500	261	232	440	440
9/9	500	500	500	261	298	440	440
10/8	580	580	580	289	265	520	520
10/10	580	580	580	289	331	520	520
12/9	700	700	700	342	309	640	640
12/12	700	700	700	342	395	640	640

PER QUOTAZIONI CONTATTARE I NOSTRI UFFICI
PLEASE CONTACT OUR OFFICES FOR A QUOTATION

VENTILATORI ASSIALI INTUBATI COMPATTI

DUCTED COMPACT AXIAL FAN



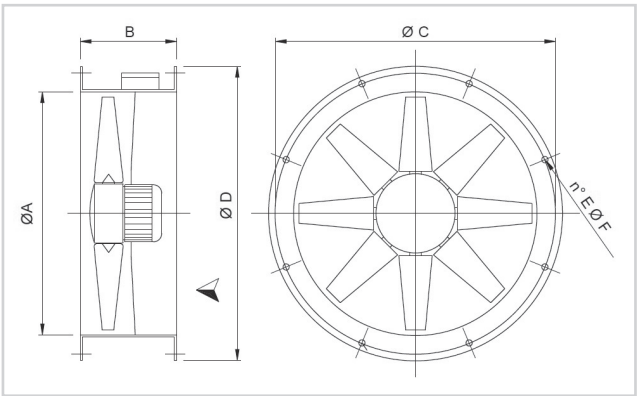

APPLICAZIONI

I ventilatori sono destinati ad impieghi in cui sono richieste consistenti portate d'aria e pressioni ridotte, in applicazioni con fissaggio a tubazione. Ad esempio: ventilazione di stabilimenti, parcheggi, sala macchine, allevamenti, raffreddamento di apparecchiature elettriche, frigorifere, nel settore industriale o navale.

SPECIFICHE TECNICHE

DUC standard
- Aria convogliata: pulita o leggermente polverosa, non abrasiva
- Temperatura aria convogliata: -20°C/+50°C
- Tensione di alimentazione:
  Versione trifase (T) 400V - Versione monofase (M) 230V
- Frequenza: 50Hz
- Morsettiera esterna
- Flusso dell'aria da motore a girante, posizione A (FMG)

APPLICATIONS AND ADVANTAGES

DUC line is designed for large air capacities with low pressures, in duct mounted applications. For instance: ventilation of industrial plants, car parks, stock farms, cooling of electric and refrigerating equipments, in industrial or marine sectors.

TECHNICAL SPECIFICATIONS
- *DUC standard*
- *Conveyed air: clean, not abrasive*
- *Temperature of conveyed air: -20°C / +50°C*
- *Voltage:*
  Three phase version (T) 400V - Single phase version (M) 230V
- *Frequency: 50Hz*
- *Outer terminal box*
- *Air flow from motor to impeller: position A (FMG)*

4 POLI (1400RPM) - MONOFASE
4 POLES (1400RPM) - SINGLE PHASE

Articolo *Art.*	Portata (m^3/h) *Flow rate (m^3/h)*	Pm (kW)	In max (A)	db (A)
DUC.31M	2.300	0.8	50	91
DUC.35M	3.500	0.8	54	96
DUC.40M	6.000	1.7	55	91
DUC.45M	7.000	2.2	58	96
DUC.50M	8.500	2.3	62	91
DUC.56M	11.500	3.8	69	96

4 POLI (1400RPM) - TRIFASE
4 POLES (1400RPM) - THREE PHASE

Articolo *Art.*	Portata (m^3/h) *Flow rate (m^3/h)*	Pm (kW)	In max (A)	db (A)
DUC.31T	2.300	0.09	0.5	50
DUC.35T	3.500	0.09	0.5	54
DUC.40T	6.000	0.18	0.75	55
DUC.45T	7.000	0.25	1.1	58
DUC.50T	9.000	0.35	1.5	62
DUC.56T	11.500	0.55	1.6	69
DUC.63T	13.500	0.74	2.2	72
DUC.71T	17.000	1.1	2.6	73

Dimensioni mm / *Dimensions mm*

Grandezza / *Size*	Ø A	B	Ø C	Ø D	E	Ø F
31	310	260	355	390	8	10
35	360	260	395	430	8	10
40	410	260	450	490	8	12
45	460	260	500	540	8	12
50	510	260	560	600	12	12
56	570	260	620	655	12	12
63	640	260	690	725	12	12
71	710	260	770	805	16	12

VENTILATORI CENTRIFUGHI

CENTRIFUGAL BLOWERS



APPLICAZIONI
Ideali per estrarre o immettere aria attraverso tubazioni circolari in ambienti quali: locali pubblici, uffici, negozi, bar, palestre, laboratori, cucine, bagni, officine, ristoranti, ecc...
La struttura compatta in acciaio, il motore a rotore esterno e la girante centrifuga a pale rovesce ne garantiscono:
- facilità di installazione
- flessibilità di funzionamento variando il numero di giri
- elevati rendimenti aeraulici
- affidabilità e robustezza.

COSTRUZIONE
- Carcassa in acciaio resistente agli agenti atmosferici
- Supporti portamotore in acciaio con raddrizzatore di filetti
- Motore elettrico a rotore esterno protezione IP44 classe B perfettamente regolabile elettronicamente
- Girante a pale rovesce ad alto rendimento
- Scatola di collegamento in tecnopolimero
- Staffa fissaggio a muro.

SPECIFICHE TECNICHE
- Aria convogliata: pulita
- Temperatura aria: -20°C/+50°C
- Tensione e frequenza di alimentazione: monofase 230V-50Hz.

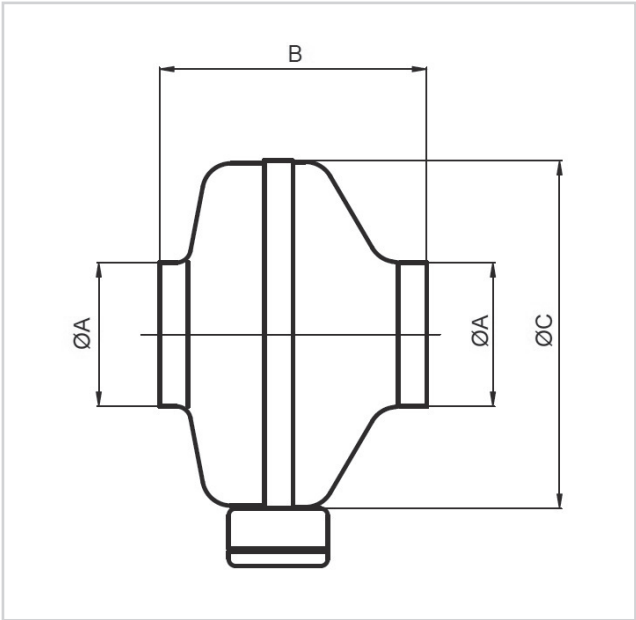

APPLICATIONS AND ADVANTAGES
VC line is ideal to intake or exhaust air through circular ducting in: public locals, offices, shops, bars, pools, laboratories, kitchens, toilets, workshops, restaurants etc.
Its compact steel structure, external rotor motor and centrifugal backward bladed impeller ensure:
- *easy installation*
- *flexible working by adjusting the rpm*
- *high efficiency*
- *sturdiness and reliability*

CONSTRUCTION
- *Casing in weather proof steel sheet*
- *Steel sheet motor supports with airflow straighteners*
- *External rotor motor IP44 protection ISO B, speed adjustable by electronic speed regulator*
- *High efficiency backward blade impeller*
- *Terminal box in techno-polymer*
- *Wall bracket*

TECHNICAL SPECIFICATIONS
- *Conveyed air: clean*
- *Temperature air: -20°C /+50°C*
- *Voltage and frequency: mono phase 230V-50Hz*

Articolo *Art.*	**Portata (m^3/h)** *Flow rate (m^3/h)*	**Pm (kW)**	**In max (A)**	**db (A)**	**Ø A**	**B**	**Ø C**
VC.100	270	74	0.31	35	100	189	244
VC.125	325	74	0.31	39	125	182	244
VC.160A	430	74	0.31	37	160	189	244
VC.160B	660	103	0.5	42	160	217	344
VC.200	820	103	0.5	41	200	231	344
VC.250	960	140	0.6	44	250	230	344
VC.315A	1350	219	0.9	44	315	243	402

VENTILATORI ELICOCENTRIFUGHI PER CONDOTTI SERIE MIXVENT

HELICOCENTRIFUGAL FANS FOR DUCTS MIXVENT SERIES



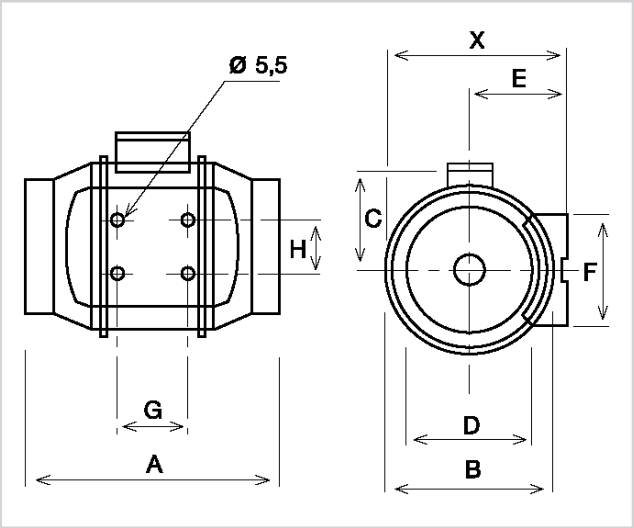

CARATTERISTICHE TECNICHE:
I ventilatori del sistema Mixvent sono molto silenziosi grazie alla loro configurazione elicocentrifuga tubolare ed al design aerodimamico della loro girante.
Tutta la gamma è a doppia velocità: i motori sono monofase 230 V 50Hz e protetti termicamente mediante fusibile.
Classe d'isolamento IP44.
Il cambio di velocità può essere realizzato mediante regolatore elettronico o commutatore elettromeccanico.

TECHNICAL CHARACTERISTICS:
Fans system Mixvent are very quiet thanks to their configuration helicocentrifugal tube and the aerodymamic design of their impeller.
The whole range is double speed: the engines are single-phase 230V 50Hz and thermally protected by a fuse.
Insulation class IP44.
The speed change can be achieved through an electronic regulator or electromechanical switch.

Articolo *Art.*	**Giri** *RPM*	**Watt assorb.** *Abs. Watt*	**Amp.**	**Portata (m³/h)** *Flow rate (m³/h)*	**Temp. max °C**	**dBA**
MIX.250	1880	39	0.26	250	40	28
	1475	26	0.18	185	40	23
MIX.350	2210	56	0.37	360	40	30
	1900	40	0.26	300	40	26
MIX.500	2500	68	0.30	535	60	41
	1850	50	0.22	400	60	33
MIX.800	2700	80	0.35	907	60	41
	2100	70	0.30	700	60	36
MIX.1300	2520	170	0.70	1300	60	49
	1990	110	0.48	950	60	44
MIX.2000	2760	350	1.30	1990	60	52
	2000	200	0.90	1510	60	50

Dimensioni mm / *Dimensions mm*

Articolo *Art.*	**X**	**A**	**Ø B**	**C**	**Ø D**	**E**	**F**	**G**	**H**
MIX.250	188	303	176	115	97	100	90	80	60
MIX.350	188	258	176	115	123	100	90	80	60
MIX.500	212	295	200	127	157	112	130	80	60
MIX.800	232.5	302	217	141	198	124	140	100	94
MIX.1300	291	386	272	192	248	155	168	145	140
MIX.2000	356	450	336	224	312	188	210	182	178

CASSE DI AERAZIONE INSONORIZZATE

ACOUSTIC CABINET FANS

NEW



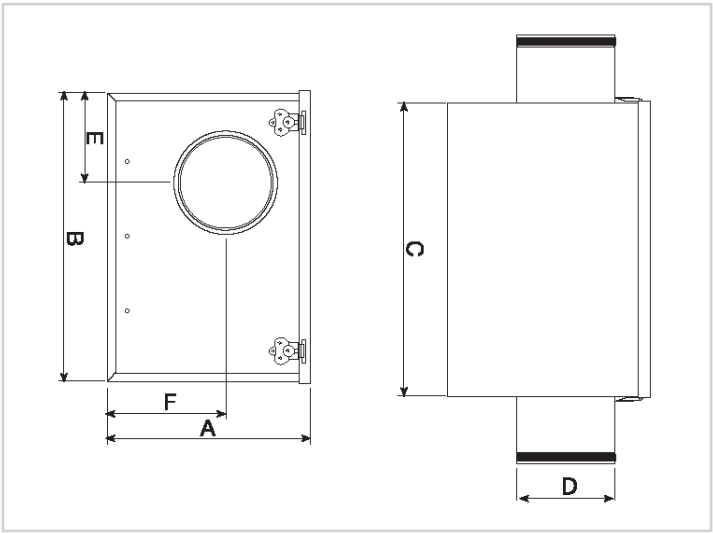

DESCRIZIONE:
Casse di aerazione insonorizzate costruite in lamiera zincata, con pareti isolate per mezzo di materiale termoacustico ad alta densità. Adatte alle installazioni dove la richiesta prioritaria è un basso livello di rumorosità.
Sono dotate di collegamenti circolari in aspirazione ed in mandata completi di guarnizione per facilitare il collegamento ai canali; un pannello apribile permette l'accesso al ventilatore per eventuali ispezioni.

DESCRIPTION:
Soundproof ventilation boxes made of galvanized sheet metal, with walls insulated by means of high density thermos-acoustic material Suitable for installations where the priority requirement is a low noise level. They are equipped with circular connections on the suction and delivery complete with gaskets to facilitate the connection to the ducts; an opening panel allows access to the fans for any inspection.

Articolo *Art.*	**V/HZ**	**W**	**A**	**MC/H**	**RPM**	**dB scarico** *dB descarge*
CAB.125	230/50	48	0.22	240	1600	47
CAB.160	230/50	100	0.43	390	2350	55
CAB.200	230/50	180	0.80	695	2000	58
CAB.250	230/50	200	0.90	1250	1250	60
CAB.250N	230/50	350	1.50	1140	2200	62
CAB.315	230/50	500	3.20	2100	1400	65
CAB.400	230/50	1100	4.80	3500	1400	69

Dimensioni mm / *Dimensions mm*

Articolo *Art.*	**A**	**B**	**C**	**Ø D**	**E**	**F**
CAB.125	273	388	395	125	125	162
CAB.160	273	388	395	160	143	162
CAB.200	328	430	365	200	216	210
CAB.250	383	525	450	250	263	237
CAB.315	443	600	505	315	301	264
CAB.400	513	660	600	400	331	292

TURBINE MONOSTADIO FRONTALI

FRONTAL SINGLE - STAGE TURBINE





Articolo *Art.*	**Descrizione** *Description*
MF.422M	2200 W monofase monostadio frontale *2.2 Kw frontal single-stage single-phase*
MF.422T	2200 W trifase monostadio frontale *2.2 Kw frontal single-stage three-phase*
MF.430	3000 W trifase monostadio frontale *3 Kw frontal single-stage three-phase*
MF.440	4000 W trifase monostadio frontale *4 Kw frontal single-stage three-phase*
MF.422 IE2	2200 W trifase monostadio frontale con motore ad alta efficienza normativa IEC 60034-30 *2.2 Kw frontal single-stage three-phase with high efficiency motor standards IEC 60034-30*
MF.422 A	2200 W monofase monostadio frontale Atex 22 II 3 GD EEx nA II T4 / T 135 °C IP 65 *2.2 Kw frontal single-stage single-phase Atex 22 Ex II 3 GD EEx nA II T4 / T 135 °C IP 65*
MF.430 A	2600 W trifase monostadio frontale Atex 22 II 3 GD EEx nA II T4 / T 135 °C IP 65 *2.6 Kw frontal single-stage three-phase Atex 22 Ex II 3 GD EEx nA II T4 / T 135 °C IP 65*
MF.440 A	3400 W trifase monostadio frontale Atex 21 II 2 D EEx nA II T4 / T 135 °C IP 65 *3.4 Kw frontal single-stage three-phase Atex 21 Ex II 2 D EEx nA II T4 / T 135 °C IP 65*

Su richiesta è possibile fornire le turbine con voltaggi speciali.
On request turbines can be supplied with special voltages.

TURBINE MONOSTADIO

SINGLE - STAGE TURBINE





Articolo *Art.*	**Descrizione** *Description*
TM.422M	2200 W monofase monostadio *2,2 Kw single-stage single-phase*
TM.422T	2200 W trifase monostadio *2,2 Kw single-stage three-phase*
TM.430	3000 W trifase monostadio *3 Kw single-stage three-phase*
TM.440	4000 W trifase monostadio *4 Kw single-stage three-phase*
TM.422 IE2	2200 W trifase monostadio frontale con motore ad alta efficienza normativa IEC 60034-30 *2,2 Kw frontal single-stage three-phase with high efficiency motor standars IEC 60034-30*
TM.422 A	2200 W monofase monostadio Atex 22 II 3 GD EEx nA II T4 / T 135 °C IP 65 *2,2 Kw single-stage single-phase Atex 22 Ex II 3 GD EEx nA II T4 / T 135 °C IP 65*
TM.430 A	2600 W trifase monostadio Atex 22 II 3 GD EEx nA II T4 / T 135 °C IP 65 *2,6 Kw single-stage three-phase Atex 22 Ex II 3 GD EEx nA II T4 / T 135 °C IP 65*
TM.440 A	3400 W trifase monostadio frontale Atex 21 II 2 D EEx nA II T4 / T 135 °C IP 65 *3,4 Kw frontal single-stage three-phase Atex 21 Ex II 2 D EEx nA II T4 / T 135 °C IP 65*

Su richiesta è possibile fornire le turbine con voltaggi speciali.
On request turbines can be supplied with special voltages.

TURBINE BISTADIO PARALLELO FRONTALE

FRONTAL DOUBLE - STAGE TURBINE





Articolo *Art.*	**Descrizione** *Description*
BPF.440	4000 W trifase bistadio parallelo frontale *4 Kw parallel frontal double-stage three-phase*
BPF.455	5500 W trifase bistadio parallelo frontale *5,5 Kw parallel frontal double-stage three-phase*
BPF.440 IE2	4000 W trifase bistadio parallelo frontale con motore ad alta efficienza normativa IEC 60034-30 *4 Kw parallel frontal double-stage three-phase with high efficiency motor standards IEC 60034-30*
BPF.455 A	5500 W trifase bistadio parallelo frontale Atex 22 II 3 GD EEx nA II T4 / T 135 °C IP 65 *5,5 Kw parallel frontal double-stage three-phase Atex 22 II 3 GD EEx nA II T4 / T 135 °C IP 65*

TURBINE BISTADIO PARALLELO

PARALLEL DOUBLE - STAGE TURBINE





Articolo *Art.*	**Descrizione** *Description*
BP.440	4000 W trifase bistadio parallelo *4 Kw parallel double-stage three-phase*
BP.455	5500 W trifase bistadio parallelo *5,5 Kw parallel double-stage three-phase*
BP.440 IE2	4000 W trifase bistadio parallelo con motore ad alta efficienza normativa IEC 60034-30 *4 Kw parallel double-stage three-phase with high efficiency motor standards IEC 60034-30*
BP.455 A	5500 W trifase parallelo frontale Atex 22 II 3 GD EEx nA II T4 / T 135 °C IP 65 *5,5 Kw parallel double-stage three-phase Atex 22 II 3 GD EEx nA II T4 / T 135 °C IP 65*

TURBINE BISTADIO IN SERIE

SERIES DOUBLE - STAGE TURBINE



Articolo *Art.*	**Descrizione** *Description*
BS.440	4000 W trifase bistadio in serie *4 Kw series double-stage three-phase*
BS.455	5500 W trifase bistadio in serie *5,5 Kw series double-stage three-phase*
BS.440 IE2	4000 W trifase bistadio in serie con motore ad alta efficienza normativa IEC 60034-30 *4 Kw series double-stage three-phase with high efficiency motor standards IEC 60034-30*
BS.455 A	5500 W trifase bistadio in serie Atex 22 II 3 GD EEx nA II T4 / T 135 °C IP 65 *5,5 Kw series double-stage three-phase Atex 22 II 3 GD EEx nA II T4 / T 135 °C IP 65*

Su richiesta è possibile fornire le turbine con voltaggi speciali.
On request turbines can be supplied with special voltages.

ACCESSORI / *OPTIONAL*

Articolo *Art.*	**Descrizione** *Description*
TPS.403	Piastra supporto turbina *Engine mounting plate*
IMST	Impianto elettrico che comprende i magnetotermico, la scatola interruttore, 10 m di cavo *Wiring including thermal circuit breaker, switch box and 10 meters cable*
TMC	Manicotto per connessione tubi Ø 50 o Ø 60. Specificare il diametro. *Hose connection sleeve Ø 50 or Ø 60. Diameter has to be specified.*

NON TROVI IL RICAMBIO NECESSARIO?

DON'T YOU FIND THE NECESSARY SPARE PART?



INVIA UNA FOTO

PLEASE SEND A PICTURE

mail
magazzino@dellerba.com

whatsapp
338-4297465

spedisci il campione a / *send the sample to*
Dell'Erba srl
via L. Galvani, 10 - 41015 Nonantola (MO)

indicare i dati / *please indicate detail*

www.dellerba.com

DELL'ERBA Srl
RICAMBI MOTORI ELETTRICI

SPAZZOLE PER UTENSILI
BRUSHES FOR TOOLS

INTERRUTTORI ORIGINALI
ORIGINAL SWITCHES

CAVI MULTIPOLARI
MULTIPOLAR CABLES

Tutte le caratteristiche tecniche riportate in questo catalogo sono state fornite dalle case costruttrici e sono suscettibili di variazioni senza alcun preavviso.

All the technical specifications shown in the catalogue have been provided by the manufacturers and are subject to change without notice.

MANDRINI

CHUCKS

UTILIZZO
Mandrini utilizzabili solo su trapani fissi e portatili non reversibili (solo rotazione destrorsa). I mandrini si autoserrano nel caso di rotazione destra e si aprono nel caso di rotazione sinistra con conseguente perdita della punta a forare.

USAGE
These chucks can only be used on fixed and portable non-reversible drilling machines (right-hand rotation only). The chucks are locked in the case of right rotation and opens in the case of left rotation with consequent loss of the drill.

MD.01





DESCRIZIONE
Mandrino autoserrante, serie industriale, per trapani fissi e portatili.

Chiave: -
Capacità: 1 - 13 mm
Attacco: filettato femmina 1/2”x20
Foro int: -

DESCRIPTION
Selftightening keyless chuck (industrial line). For power tools, pedestal and bench drilling machines.

Key: *-*
Capacity: *1 - 13 mm*
Mount: *Female thr. mount 1/2”x20*
Internal hole: *-*

MD.02





DESCRIZIONE
Mandrino autoserrante, serie industriale, per trapani fissi e portatili.

Chiave: -
Capacità: 1 - 10 mm
Attacco: filettato femmina 3/8”x24
Foro int: -

DESCRIPTION
Selftightening keyless chuck (industrial line). For power tools, pedestal and bench drilling machines.

Key: *-*
Capacity: *1 - 10 mm*
Mount: *Female thr. mount 3/8”x24*
Internal hole: *-*

MANDRINI

CHUCKS

UTILIZZO
Su trapani portatili reversibili ed a percussione con potenza max pari a 1000 W.

USAGE
They can be used on reversible and percussion portable drills with 1000 W max machine rating.

MD.03





DESCRIZIONE
Mandrino senza chiave, tutto metallo. Le griffe del mandrino sono dotate di inserti in metallo duro che contribuiscono a migliorare il bloccaggio della punta. I mandrini sono dotati di sistema di bloccaggio che si innesta con un 'click' al termine del serraggio normale.

Chiave: -
Capacità: 1.5 - 13 mm
Attacco: filettato femmina 1/2"x20
Foro int: 6.5 mm

DESCRIPTION
Keyless chuck, full metal. Chuck with carbide tipped jaws to ensure better gripping. Chucks are equipped with a locking system that engages with a 'click' to the end of the normal clamping.

Key: -
Capacity: *1.5 - 13 mm*
Mount: *Female thread mount 1/2"x20*
Internal hole: *6.5 mm*

MD.04





DESCRIZIONE
Mandrino senza chiave, tutto metallo, con griffe tradizionali in acciaio. I mandrini sono dotati di sistema di bloccaggio che si innesta con un 'click' al termine del serraggio normale.

Chiave: -
Capacità: 1.5 - 13 mm
Attacco: filettato femmina 1/2"x20
Foro int: 6.5 mm

DESCRIPTION
Keyless chuck, full metal, with standard steel jaws. Chucks are equipped with a locking system that engages with a 'click' to the end of the normal clamping.

Key: -
Capacity: *1.5 - 13 mm*
Mount: *Female thead mount 1/2"x20*
Internal hole: *6.5 mm*

MANDRINI

CHUCKS

UTILIZZO
Su trapani portatili reversibili, no percussione, ed avvitatori. I mandrini senza chiave con attacco filettato femmina 3/8”x24 sono forati internamente per il passaggio di una vite sinistra di bloccaggio (M5 sinistra), necessaria per evitare che il mandrino si sviti dall’utensile elettrico nel caso di rotazione in senso contrario. Questi mandrini possono anche essere bloccati con forza sull’utensile elettrico senza necessità della vite ma utilizzando una chiave tipo TORX.

USAGE
They can be used on portable drills, reverse mode, no percussion, and screwdriver. Keyless chuck, with female thread mount 3/8”x24, supplied with through hole to accomodate a left hand locking M5 screw for reversing tools. The above is necessary to avoid that the chuck unscrew it from the power tool in the case of rotation in the opposite direction. A TORX wrench can also be used to lock the keyless chucks to the drilling machine spindle. No left screw is needed in this case.

MD.05





DESCRIZIONE
Mandrino senza chiave, tutto plastica.

Chiave: -
Capacità: 1.5 - 10 mm
Attacco: filettato femmina 3/8”x24
Foro int: 5.5 mm

DESCRIPTION
Keyless chuck, full plastic.

Key: *-*
Capacity: *1.5 - 10 mm*
Mount: *female thread mount 3/8”x24*
Internal hole: *5.5 mm*

UTILIZZO
Su trapani portatili reversibili ed a percussione con potenza massima pari a 710 W.

USAGE
Keyless chuck, they can be used on portable drills, reverse and percussion mode, with 710 W max machine rating.

MD.06





DESCRIZIONE
Mandrino senza chiave, tutto plastica. I mandrini senza chiave con attacco filettato femmina 1/2”x20 sono forati internamente per il passaggio di una vite sinistra di bloccaggio (M6 sinistra), necessaria per evitare che il mandrino si sviti dall’utensile elettrico nel caso di rotazione in senso contrario.

Chiave: -
Capacità: 2 - 13 mm
Attacco: filettato femmina 1/2”x20
Foro int: 6.5 mm

DESCRIPTION
Keyless chuck, full plastic, with female thread mount 1/2”x20, supplied with through hole to accomodate a left hand locking M6 screw for reversing tools. The above is necessary to avoid that the chuck unscrew it from the power tool in the case of rotation in the opposite direction.

Key: *-*
Capacity: *2 - 13 mm*
Mount: *female thread mount 1/2”x20*
Internal hole: *6.5 mm*

MANDRINI

CHUCKS

UTILIZZO
Su trapani portatili reversibili ed a percussione con potenza max pari a 1000 W.

USAGE
They can be used on reversible and percussion portable drills with 1000 W max machine rating.

MD.07





DESCRIZIONE
Mandrino senza chiave, tutto in metallo, per trapani reversibili ed a percussione, con griffe tradizionali in acciaio. Corredato di attacco SDS.

Chiave: -
Capacità: 1.5 - 13 mm
Attacco: SDS
Foro int: -

DESCRIPTION
Keyless chuck, full metal, for portable drills, reverse and percussion mode, with standard steel jaws. Equipped with SDS adaptor.

Key: *-*
Capacity: *1.5 - 13 mm*
Mount: *SDS*
Internal hole: *6.5 mm*

MD.08





DESCRIZIONE
Mandrino a cremagliera, completo di chiave, serie per avvitatori con attacco esagonale maschio 1/4" DIN3126 - Forma E 6.3

Chiave: KH810 - Norma DIN S14
Capacità: 1.5 - 10 mm
Attacco: esagonale maschio 1/4" DIN 3126
Foro int: -

DESCRIPTION
Key operated chuck (key provided) for screwdrivers, capacity 10mm, with hexagonal male mount 1/4" DIN 3126.

Key: *KH810 - DIN S14*
Capacity: *1.5 - 10 mm*
Mount: *Hexagonal male 1/4" DIN 3126*
Internal hole: *-*

MANDRINI

CHUCKS

UTILIZZO
Possono essere montati su tutti gli utensili elettrici reversibili e per leggera percussione dotati di nasello maschio 3/8”x24.
Costruzione leggera ghiera esterna in lamiera d’acciaio imbutita con cremagliera in acciaio sinterizzato.

USAGE
They can be used on all power tools suitable for reverse and light percussion with thread male 3/8”x24.
Light construction, external steel pressed sleeve and syntered gear teeth.

MD.09





DESCRIZIONE
Mandrino a cremagliera, completo di chiave, serie leggera, per utensili elettrici standard. Corredato di attacco SDS.

Chiave: KS2 - Norma DIN S2
Capacità: 1.5 - 13 mm
Attacco: SDS
Foro int: -

DESCRIPTION
Rack chuck,for standard duty. Key provided. With SDS adaptor.

Key: *KS2 - DIN S2*
Capacity: *1.5 - 13 mm*
Mount: *SDS*
Internal hole: *-*

MD.10





DESCRIZIONE
Mandrino a cremagliera completo di chiave, serie leggera, per utensili elettrici standard. Sono forniti con foro interno passante per l’inserimento di una vite sinistra di bloccaggio che permette la rotazione a destra ed a sinistra.

Chiave: KH810 - Norma DIN S14, 11 denti
Capacità: 1.5 - 10 mm
Attacco: filettato femmina 3/8”x24
Foro int: 5.5 mm

DESCRIPTION
Standard duty, rack chuck (key provided), for portable power tools. Chuck supplied with through hole to accommodate a left hand locking screw for reversing tools.

Key: *KH810 - DIN S14, 11 teeth*
Capacity: *1.5 - 10 mm*
Mount: *female thread 3/8”x24*
Internal hole: *5.5 mm*

MANDRINI

CHUCKS

UTILIZZO
Possono essere montati su tutti gli utensili elettrici reversibili e per leggera percussione dotati di nasello maschio 1/2”x20. Costruzione leggera ghiera esterna in lamiera d’acciaio imbutita con cremagliera in acciaio sinterizzato.

USAGE
They can be used on all power tools suitable for reverse and light percussion with male thr. 1/2”x20. Light construction, external steel pressed sleeve and syntered gear teeth.

MD.11





DESCRIZIONE
Mandrino a cremagliera completo di chiave, serie leggera, per utensili elettrici standard. Sono forniti con foro interno passante per l’inserimento di una vite sinistra di bloccaggio che permette la rotazione a destra ed a sinistra.

Chiave: KS2 - DIN S2, 12 denti
Capacità: 1.5 - 13 mm
Attacco: filettato femmina 1/2”x20
Foro int: 6.5 mm

DESCRIPTION
Standard duty, rack chuck (key provided), for portable power tools. Chuck supplied with through hole to accommodate a left hand locking screw for reversing tools.

Key: *KS2 - DIN S2, 12 theet*
Capacity: *1.5 - 13 mm*
Mount: *female thread mount 1/2”x20*
Internal hole: *6.5 mm*

UTILIZZO
Su trapani portatili reversibili ed a percussione con potenza massima pari a 710 W.

USAGE
Keyless chuck, they can be used on portable drills, reverse and percussion mode, with 710 W max machine rating.

MD.12





DESCRIZIONE
Mandrino senza chiave, tutto plastica.
I mandrini senza chiave con attacco filettato femmina 3/8”x24 sono forati internamente per il passaggio di una vite sinistra di bloccaggio (M6 sinistra), necessaria per evitare che il mandrino si sviti dall’utensile elettrico nel caso di rotazione in senso contrario.

Chiave: -
Capacità: 2 - 13 mm
Attacco: filettato femmina 3/8”x24
Foro int: 6.5 mm

DESCRIPTION
Keyless chuck, full plastic, with female thread mount 3/8”x24, supplied with through hole to accomodate a left hand locking M6 screw for reversing tools. The above is necessary to avoid that the chuck unscrew it from the power tool in the case of rotation in the opposite direction.

Key: *-*
Capacity: *2 - 13 mm*
Mount: *female thread mount 3/8”x24*
Internal hole: *6.5 mm*

MANDRINI

CHUCKS

UTILIZZO
Su trapani portatili reversibili, no percussione, ed avvitatori.
I mandrini senza chiave con attacco filettato femmina 1/2”x20 sono forati internamente per il passaggio di una vite sinistra di bloccaggio (M5 sinistra), necessaria per evitare che il mandrino si sviti dall’utensile elettrico nel caso di rotazione in senso contrario. Questi mandrini possono anche essere bloccati con forza sull’utensile elettrico senza necessità della vite ma utilizzando una chiave tipo TORX.

USAGE
They can be used on portable drills, reverse mode, no percussion, and screwdriver. Keyless chuck, with female thread mount 1/2”x20, supplied with through hole to accomodate a left hand locking M5 screw for reversing tools. The above is necessary to avoid that the chuck unscrew it from the power tool in the case of rotation in the opposite direction. A TORX wrench can also be used to lock the keyless chucks to the drilling machine spindle. No left screw is needed in this case.

MD.13





DESCRIZIONE
Mandrino senza chiave, tutto plastica.

Chiave: -
Capacità: 1.5 - 10 mm
Attacco: filettato femmina 1/2”x20
Foro int: 5.5 mm

DESCRIPTION
Keyless chuck, full plastic.

Key: *-*
Capacity: *1.5 - 10 mm*
Mount: *Female thr. mount 1/2”x20*
Internal hole: *5.5 mm*

UTILIZZO
Per trapani reversibili ed a percussione con bloccaggio dell’albero mandrino, con potenza max 1100 W.

USAGE
For reversible and percussion drills with spindle shaft lock, with maximum power 1100 W.

MD.14





DESCRIZIONE
Mandrino senza chiave, con ghiera unica in metallo e morsetti tradizionali in acciaio.

Chiave: -
Capacità: 1.5 - 13 mm
Attacco: filettato femmina 1/2”x20
Foro int: 6.5 mm

DESCRIPTION
Keyless spindle with single metal ring and traditional steel clamps.

Key: *-*
Capacity: *1.5 - 13 mm*
Mount: *female thread mount 1/2”x20*
Internal hole: *6.5 mm*

MANDRINI

CHUCKS

UTILIZZO
Su trapani portatili reversibili ed a percussione con potenza max pari a 1000 W.

USAGE
They can be used on reversible and percussion portable drills with 1000 W max machine rating.

MD.15





DESCRIZIONE
Mandrino senza chiave, tutto metallo. Le griffe del mandrino sono dotate di inserti in metallo duro che contribuiscono a migliorare il bloccaggio della punta. I mandrini sono dotati di sistema di bloccaggio che si innesta con un 'click' al termine del serraggio normale.

Chiave: -
Capacità: 1.5 - 13 mm
Attacco: filettato femmina 9/16
Foro int: 6.5 mm

DESCRIPTION
Keyless chuck, full metal. Chuck with carbide tipped jaws to ensure better gripping. Chucks are equipped with a locking system that engages with a 'click' to the end of the normal clamping.

Key: -
Capacity: *1.5 - 13 mm*
Mount: *Female thead mount 9/16*
Internal hole: *6.5 mm*

CHIAVI DI RICAMBIO E RACCORDO PER MANDRINI

KEYS AND ADAPTOR FOR CHUCKS

CH.01





DESCRIZIONE
Chiave di ricambio per mandrini a cremagliera, serie industriale.
Con capacità 1-10 mm
Chiave: KS2 - Norma DIN S2
N. denti: 12 - **A:** 6 mm

DESCRIPTION
Key for standard and industrial duty chucks.
Capacity 1-10 mm
Key: *KS2 - DIN S2*
Teeth n.: *12* - **A:** *6 mm*

CH.02





DESCRIZIONE
Chiave di ricambio per mandrini a cremagliera, serie leggera.
Chiave: KH810 - Norma DIN S14
Capacità: 1-13 mm
N. denti: 11 - **A:** 6 mm

DESCRIPTION
Chuck key, for standard duty chucks.
Key: *KH810 - DIN S14*
Capacity: *1-13 mm*
Teeth n.: *11* - **A:** *6 mm*

RC.1



DESCRIZIONE
Raccordo di adattamento per mandrini. Consente di utilizzare in operazioni di foratura mandrini con attacco 1/2" x 20 su elettroutensili con albero dotato di innesto diretto SDS.
Il raccordo viene fornito con vite M6 sinistra per il bloccaggio del mandrino.
Sistema: Bosch SDS+

DESCRIPTION
Chuck adaptor to convert SDS direct drive hammer machines to accept 1/2"x20 female chuck for rotary only drilling.
The adaptor has supplied complete with M6 left hand threaded retaining screw.
Style: *Bosch SDS+*

VITI SINISTRE PER MANDRINI

SCREW LEFT FOR CHUCKS



Articolo *Art.*	**Ø Filetto** *Ø Thread*	**Attacco Mandrino** *Joint Chuck*
V.5	5	3/8
V.6	6	1/2

Confezione da 10 pezzi / *Pack of 10 pcs*

SPAZZOLE PER ELETTRODOMESTICI E ELETTROPOMPE

BRUSHES FOR HOUSE APPLIANCES AND ELECTRIC PUMPS

MACCHINE PER CUCIRE - MACCHINE PER UFFICIO - VENTILATORI / *SEWING MACHINES - OFFICE MACHINES - FANS*

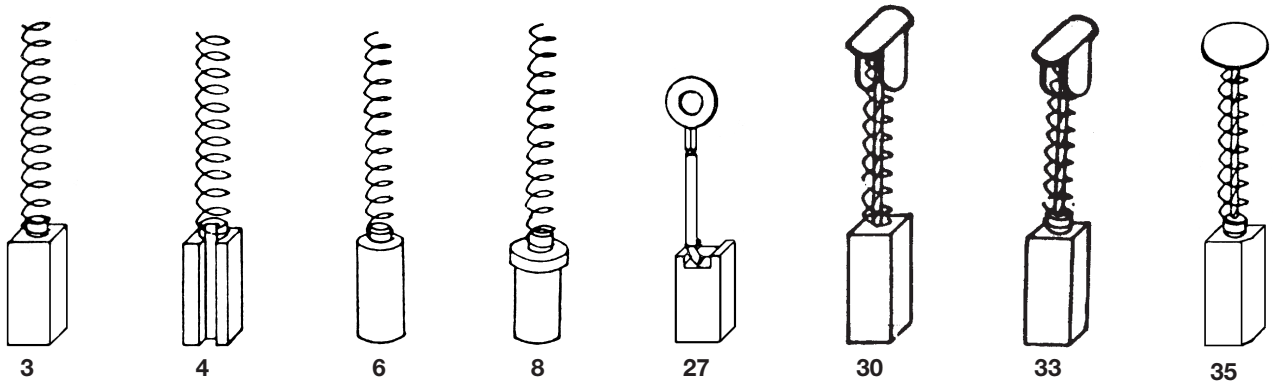

Articolo *Art.*	Dimensioni mm *Dimensions mm*	Impiego *Use*	Figura *Figure*
3486 *	3.8x3.8x15	**MOTORI ARDUINI** / *MOTORS ARDUINI*	3
3309 *	3.9x15	**ASCIUGACAPELLI** / *HAIR DRYERS*	6
3516 *	4x5x12	**CARBONCINI USI DIVERSI** / *CONTACTS, DIFFERENT USES*	4
3481	4x5x15	**CARBONCINI USI DIVERSI** / *CONTACTS, DIFFERENT USES*	3
3477 *	4.8x5.8x15	**MOTORI ARDUINI** / *MOTORS ARDUINI*	3
3354	4.9x4.9x21	**VENTILATORI PALA 30 MARELLI** / *FANS BLADE 30 MARELLI*	3
3310 *	4.9x18	**ASCIUGACAPELLI** / *HAIR DRYERS*	6
3200	5x5x12	**MOTORINI GUTRIS DOMUS** / *MOTORS GUTRIS DOMUS*	3
3489	5x6x15	**MOTORINI GUTRIS FIMET** / *MOTORS GUTRIS FIMET*	3
3323	5x8x20	**LUCIDATRICI DIVERSE** / *FLOOR POLISHERS, VARIOUS MANUFACT*	33
3373	5x8x22	**CARBONCINI USI DIVERSI** / *CONTACTS, DIFFERENT USES*	3
3268 *	5.8x19	**VENTILATORI PALA 25 MARELLI** / *FANS BLADE 25 MARELLI*	6
3355 *	5.9x5.9x25	**VENTILATORI PALA 40 MARELLI** / *FANS BLADE 40 MARELLI*	3
3326 *	6x6x16	**ASPIRAPOLVERE VARI** / *VACUUM CLEANER*	33
3339	6x6x16	**MACCHINE OLIVETTI** / *MACHINES OLIVETTI*	35
3517	6x6x20	**ASPIRAPOLVERE FOLLETTO** / *VACUUM CLEANER FOLLETTO*	33
3301	6.3x11.3x31.5	**ASPIRAPOLVERE IND. NS. SERIE ASP.** / *IND. VACUUM CLEANER, OUR ASP. SERIES*	33
3332	6.4x7.9x30	**LUCIDATRICI SAN GIORGIO** / *FLOOR POLISHERS SAN GIORGIO*	33
3330	6x9x22	**LUCIDATRICI DIVERSE** / *FLOOR POLISHERS, VARIOUS MANUF.*	33
3476 *	6x9x22	**ASPIRAPOLVERE DIVERSI** / *VARIOUS VACUUM CLEANERS*	3
3318	6x9x30	**ASPIRAPOLVERE ELETTROLUX - CGE** / *VACUUM CLEANER ELETTROLUX - CGE*	30
3334 *	7x21	**VENTILATORE MARELLI** / *FAN MARELLI*	6
3250 *	7.8x211	**REOSTATI GUTRIS FIMET** / *RHEOSTATS GUTRIS FIMET*	8
1302 *	8x15x25	**PLM2 / MARELLI / CT 118 / 20 VEMA**	27

* **IN ESAURIMENTO** / *RUNNING OUT*

SPAZZOLE ADATTABILI PER UTENSILI

ADAPTABLE BRUSHES FOR TOOLS

BLACK & DECKER

ELU

Articolo *Art.*	**Dimensioni mm** *Dimensions mm*	**Impiego** *Use*	**Figura** *Figure*
1000	5.1x8x12	SEGHETTI / *SAWS* (ATS.8CX - K5600E - KS700PE - KS850SLW)	96
1833	6x6x19	TRAPANI / *DRILLS* (6L-6/8M/8L2V/8GM)	22
1702	6x6x15	TRAPANI / *DRILLS* (HM-GD-GM-HG) AVVITATRICI / *TORQUE MACHINES* (HV25D)	38
1011 *	6x7x13.5	TRAPANI / *DRILLS* (BD562-BD564)	90
1003	6x8x13.5	SMERIGLIATRICI / *LAPPING MACHINES* (P5411 - P5412 - P5413 - P5415 - P5416 - P5417 - PL82A - PL82A2 - BD12 - BD14)	65
1899	6x8x15	SMERIGLIATRICI / *LAPPING MACHINES* (MAG 101/102 - DN12 - P.55/02)	19
1838	6x8x15	SMERIGLIATRICI / *LAPPING MACHINES* (LAM - LEM) LEVIGATRICI / *SANDERS* (OR - DN) PIALLETTO / *SPLANE* (P71 - 01)	50
1004 *	6x8x15	LEVIGATRICI / *SANDERS* (P63/03)	38
2120	6x8x16.5	TRONCATRICE / *CUT OFF SAW* (BD700 - BD800 - DN57 - DN800 - DN810 - DN 820 - SR300 - SR700) SEGA CIRCOLARE / *CIRCULAR SAW* (P3703 B&D DE WALT)	2
1012	6x8x18	MARTELLO / *HAMMER* (P80/20)	80
1082	6x8x18	TRAPANI / *DRILLS* (BD423A - BD425RE - D425RE)	40
1830	6x8x20	TRAPANI / *DRILLS* (10 - 13 - 16SD - 23/322V) SMERIGLIATRICI / *LAPPING MACHINES* (ANS/B - LEV 30)	1
1001	6x12.5x24	SMERIGLIATRICI / *LAPPING MACHINES* (P59/22 - BI700 - P57/23 B&D DE WALT)	36
1703	6.2x6.2x13	TRAPANI / *DRILLS* (CK500) SMERIGLIATRICI / *LAPPING MACHINES* (SAG500/550 - DN 10 AVV.SV/7V-SAB-SAT-P71/03)	17
1772 *	6.2x9.3x15	MARTELLI / *HAMMERS* (MD2032 - MD2038 - P80/32 - P80/38)	5
1840	6.2x12x24	TRAPANI / *DRILLS* (M232/262/322/R) SMERIGLIATRICI SERIE PAG VECCHIO TIPO / *LAPPING MACHINES SERIES PAG OLD TYPE*	6
1084	6.3x8x13.5	SMERIGLIATRICI / *LAPPING MACHINES* (DW451A/B- DW451KA - WS12EA/B - WS14EA/B/C - WS14EKA/B - WS14B/C)	46
2123	6.3x12.5x23.5 **Con autostacco** *With automatic disconnection*	SMERIGLIATRICI / *LAPPING MACHINES* (BD2018 - BD2023 - DN2023 - PL85A - SR283E - P5724 - P5732 - P5741 - P5922 - P5924 - P5932 - P5952 - S900) SEGA CIRCOLARE / *CIRCULAR SAW* (P3902) TRONCATRICE A DISCO / *DISK CUT OFF SAW* (P3201 - P3202)	20
1837 *	ø 6.3x13	TRAPANI / *DRILLS* (M500/520 - M700/720)	55
1841	6.3x16x22	SMERIGLIATRICI / *LAPPING MACHINES* (SMEA 622/822) SMERIGLIATRICI / *LAPPING MACHINES* (PAG N.T. SMEA P.59/03-P.59/12-P.59/16)	6
2127	6.5x8x12.5	SMERIGLIATRICI ANGOLARI / *ANGLE LAPPING* (CD105 / 110 / 115 KG915K AR TYPE 1/2 - KG915K - B2 TYPE 1/2 KG915K - BR TYPE 2)	67
1087	6.5x8x15	SMERIGLIATRICI / *LAPPING MACHINES* (KG65A - KG72A - KG90A)	48
1009	6.5x16x24	SMERIGLIATRICI B&D - ELU - DE WALT / *LAPPING MACHINES B&D - ELU - DE WALT* (P57/52 - P59/32 - P59/52 - P59/33 - P57/22 - P59/21 - P59/41)	20
2124	7x12x25	SMERIGLIATRICI / *LAPPING MACHINES* (SMEA/B - SMEA/C)	1

*** IN ESAURIMENTO** / *RUNNING OUT*

1	2	5	6	17	19	20
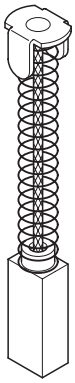	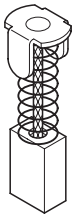	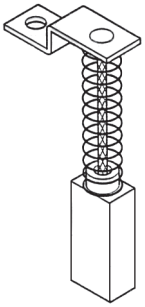	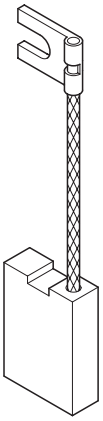	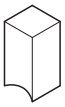		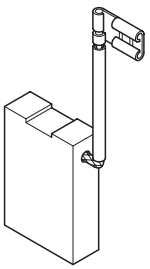

22	36	38	40	46	48	50
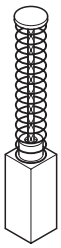	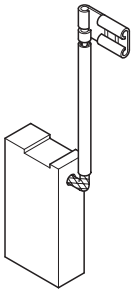		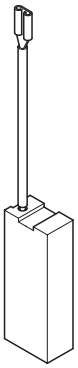	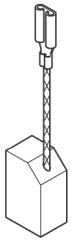		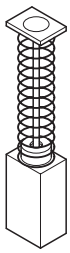

55	65	67	80	90	96
		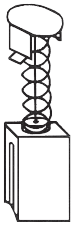	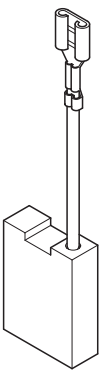		

SPAZZOLE ADATTABILI PER UTENSILI

ADAPTABLE BRUSHES FOR TOOLS

DE WALT

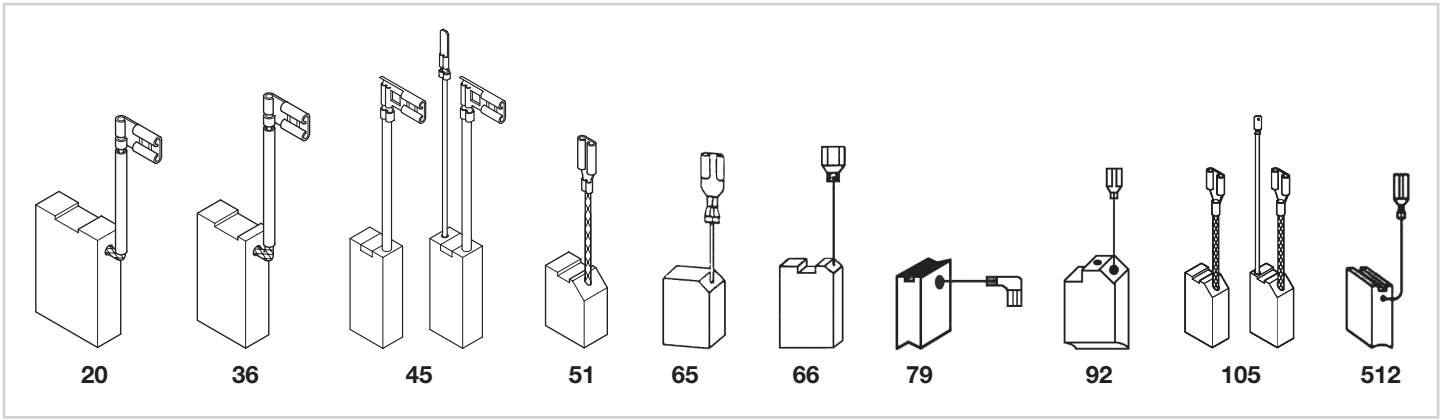

Articolo *Art.*	**Dimensioni mm** *Dimensions mm*	**Impiego** *Use*	**Figura** *Figure*
2230 NEW	5.2x9.5x18	TASSELLATORE / *HAMMER* (5844 2900 - D 25 304KCTIPE03 - D2533 OK)	512
1083 (coppia) (brace)	6x10x24 **Con autostacco** *With automatic disconnection*	MARTELLI / *HAMMERS* (5097A - DW541 - 541B - 541C - 543A/B/C-545A/B/C-SH50EA-50EK) TRAPANI / *DRILLS* (P8046A-BH40E-40EK-41E-45E-46E)	45
1707	6x12.5x24	SMERIGLIATRICI / *LAPPING MACHINES* (P59/22-BI700-P57/23 B&D DE WALT)	36
2121	6.3x8x13 **Con autostacco** *With automatic disconnection*	SMERIGLIATRICI ANGOLARI / *ANGLE LAPPING MACHINES* (DW401-DW448-DW450K-DW451K - DW806-DW811-DW816-DW818) SEGHETTO ALTERNATIVO / *HACKSAW* (DW321K-DW322K-DW323K-DW324) TRAPANO / *DRILL* (DW133)	65
1085	6.3x10x14	SMERIGLIATRICI ANGOLARI / *ANGLE LAPPING MACHINES* (DW458 - DW458K-DW42E-DW42V)	51
1086	6.3x10x14 **Con autostacco** *With automatic disconnection*	SMERIGLIATRICI ANGOLARI / *ANGLE LAPPING MACHINES* (WS42E-WS42V-DW458-DW458K-DW824)	51
2231 NEW	6.3x16x23	MARTELLO / *HAMMER* (1005550 - 02 - D25894 - D25960K))	105
2232 NEW	6.35x8x16.5	SMERIGLIATRICI / *LAPPING MACHINES* (DWE 40203 - 4214 - 4216 - 4227)	79
2233 NEW	6.35x10x13	SMERIGLIATRICI / *LAPPING MACHINES* (DNE 4050 - DWE 4057 - DWE 4156 - N530134)	66
2126	6.4x10x13 **Con autostacco** *With automatic disconnection*	SMERIGLIATRICI ANGOLARI / *ANGLE LAPPING MACHINES* (D28135A - D28136 - D28114 - D28132C - D28141)	92
2234 NEW	6.5x12x13.5	SMERIGLIATRICI / *LAPPING MACHINES* (NA 299831)	79
1009	6.5x16x24	SMERIGLIATRICI B&D DE WALT/ *LAPPING MACHINES* (P57/52-P59/32-P59/52-P59/53 - P57/22-P59/21-P59/41)	20
2128 (coppia) (brace)	7x11x23	DEMOLITORE / *HAMMER* (N104 7424)	105
2119	7.2x10.6x16	SEGHE CIRCOLARI / *CIRCULAR SAWS* - SEGHETTI / *SMALL SAWS* MESCOLATORI / *MIXERS* - AVVITATORI / *SCREW DRIVERS* (D21510-D21520 - DW292 DW294-DW302-DW303K-DW304PK-DW307-DW309 - TS812E-TS815E)	79

SPAZZOLE ADATTABILI PER UTENSILI

ADAPTABLE BRUSHES FOR TOOLS

STAYER

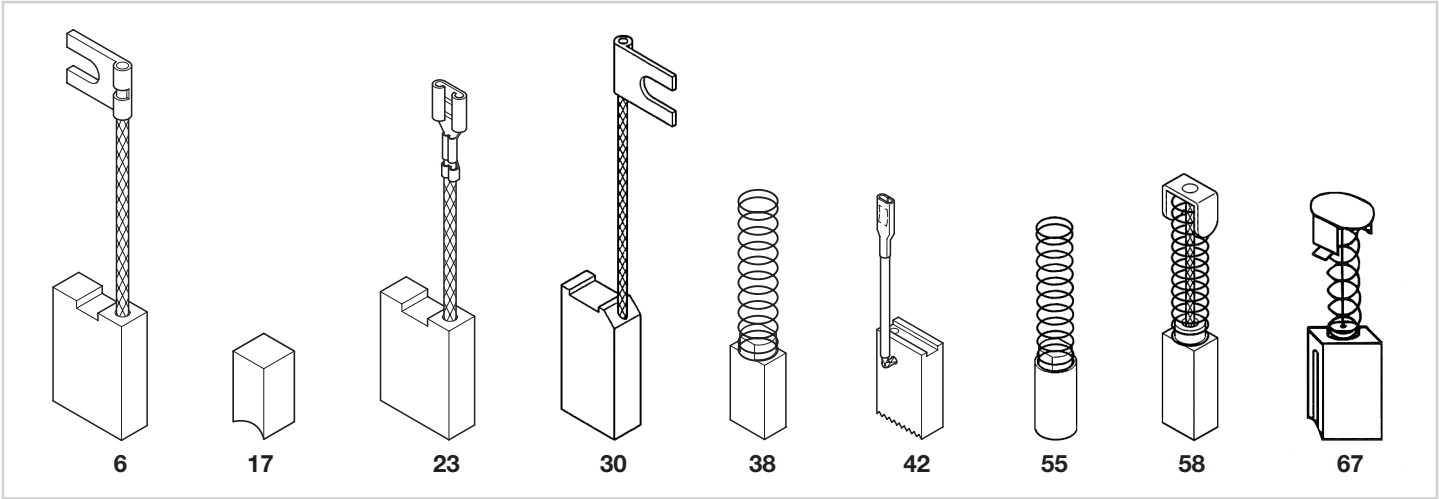

Articolo *Art.*	Dimensioni mm *Dimensions mm*	Impiego *Use*	Figura *Figure*
1886	6x6x13	SMERIGLIATRICI - LUCID. / *LAPPING MACHINES - POLISH.* (LEV.Z1-Z207A/202/203-SA7/207 LAPPING - SD25-RO400/12/13)	17
1720	6x6x15	TRAPANI / *DRILLS* (380 - 381- 382 - 383 - 384 - TC300 - 5001 - 7000 - 9000)	38
1723	6x10x20	SMERIGLIATRICI / *LAPPING MACHINES* (Z10/3/5 - LU75/80 - LEV6)	6
1887	6x14x22	SMERIGLIATRICI - LUCID. / *LAPPING MACHINES - POLISH.* (LEV.Z20/15/25-B6/8-Z7/9-SA12/10)	30
1030	6x14x22	SMERIGLIATRICI - LUCID. / *LAPPING MACHINES - POLISH.* (LU170 - LU172 - SC250 - SC251)	6
1719	6.2x6.2x13	TRAPANI / *DRILLS* (352/353)	38
1885 *	ø 6.2x13	TRAPANI / *DRILLS* (TC4002-TM132V/10AP-370-336 - 362-364-339-365-I13/13A - TM34.SF/346/368/387/388/372/376/337)	55
2130	6.35x8x12.5	SMERIGLIATRICI / *LAPPING MACHINES* (FH730)	67
2131	6.5x8x15	SMERIGLIATRICI / *LAPPING MACHINES* (SA720)	42
1882 *	9x12x25/28	SMERIGLIATRICI / *LAPPING MACHINE* (SA/6/8)	58
1031 *	9x14x22	SMERIGLIATRICI / *LAPPING MACHINES* (211 - 213 - SA16 - SA14 - SA290 - SA293 - SA295 - SA297 - TU507)	23

*** IN ESAURIMENTO** / *RUNNING OUT*

SPAZZOLE ADATTABILI PER UTENSILI

ADAPTABLE BRUSHES FOR TOOLS

FELISATTI

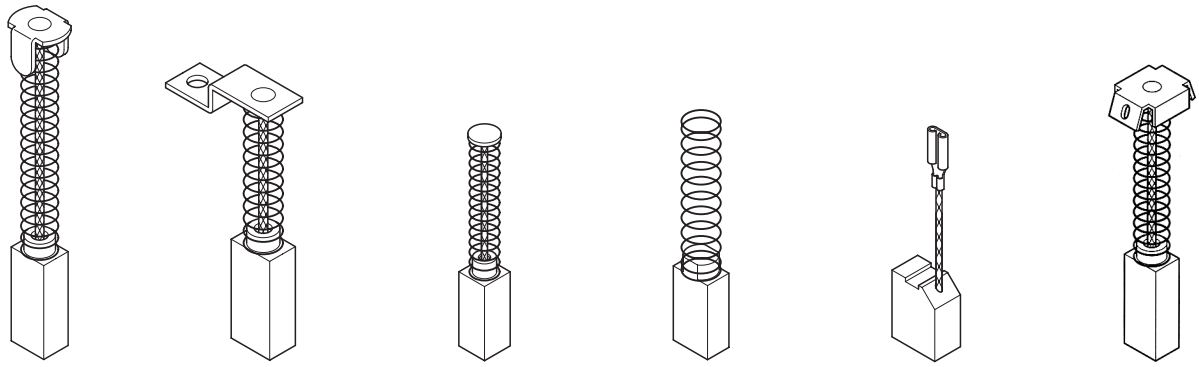

1 **5** **22** **38** **51** **57**

Articolo *Art.*	**Dimensioni mm** *Dimensions mm*	**Impiego** *Use*	**Figura** *Figure*
1725	6x6x13	SMERIGLIATRICE / *LAPPING MACHINE* (TP116) LUCIDATRICE / *POLISHER* (TP512/AS)	38
1726	6x6x13	SMERIGLIATRICI / *LAPPING MACHINES* (TP115-TP100-TP602-TP116)	22
1724	6x6x13	TRAPANI / *DRILLS* (TP266-TP267-TP613-TP6132P-TP6132PSE-TP716RLE-TP267E-TP268E)	1
1728	6x9x20	SMERIGLIATRICE / *LAPPING MACHINE* (TP170) LUCIDATRICI / *POLISHERS* (TP513-TP514-TP515)	5
1024	6.3x6.3x13	TRAPANI / *DRILLS* (T550-550A-550P-550PRE-T551P PRE T555P-PRE-TP601/2-TP601/2PRLE TP600/RLE-TP602-TP616-TP517-517/A-TPS516E)	38
1023	6.3x16x21	FRESATRICI / *ROUTERS* (TP246 - 246/E) SMERIGLIATRICE / *LAPPING MACHINE* (A24/6 CE)	51
1727	6.5x12.5x20	SMERIGLIATRICE / *LAPPING MACHINE* (TP190/6/8 - TP200/6/8)	1
1729	7x12x18	FRESATRICE / *ROUTER* (CT248)	57
1770	6.4x16x20	SMERIGLIATRICE / *LAPPING MACHINE* (TP220/6/8)	5

KANGO

Articolo *Art.*	**Dimensioni mm** *Dimensions mm*	**Impiego** *Use*	**Figura** *Figure*
1962	5x10x16	MARTELLO / *HAMMER* (637)	35
1952	6.2x9.4x20	MARTELLI / *HAMMERS* (900 - 950)	1
2211	6.3x20x25	MARTELLO / *HAMMER* (2500)	15

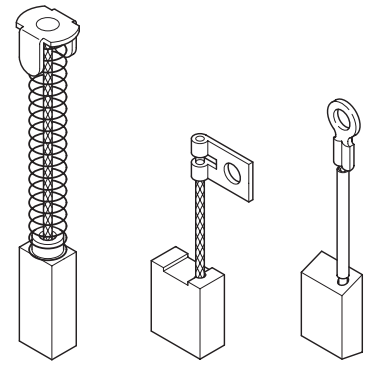

1 **15** **35**

SPAZZOLE ADATTABILI PER UTENSILI

ADAPTABLE BRUSHES FOR TOOLS

RUPES

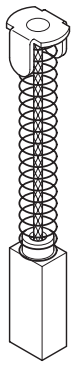
1

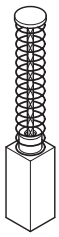
22

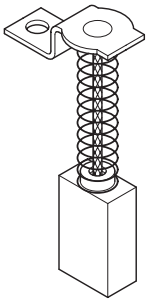
28

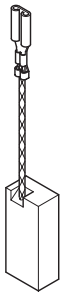
34

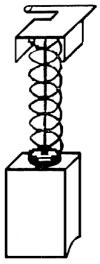
68

Articolo *Art.*	**Dimensioni mm** *Dimensions mm*	**Impiego** *Use*	**Figura** *Figure*
1710	6x6x16/10	TRAPANI A PERCUSSIONE / *PERCUSSION DRILLS* (PC15-TN6/8/10) LEVIG.ORBITALE / *ORBIT. SAND.* (LE7/7A SO84/84A)	1
1711	6x7x11/13	SMERIGLIATRICI - *LAPPING MACHINES* (AR30-BR9-TRAPANI PD30/2 - NL13/16-TR10/13-TV10-PD13/13E)	22
1040 *	6x7x12.5/11	AVVITATORE / *TORQUE WRENCH* (CE7R)	1
1041	6x8x13	SMERIGLIATRICI / *LAPPING MACHINES* (AR37-BA21)	34
1715	6x8x15/17	LEVIGATRICI / *SANDERS* (SS70-SSPF-SSMN-SSCA) RIFILATORE / *TRIMMER* (RP84)	1
2141	6x9x20	LEVIGATRICE / *SANDER* (LH31)	68
1846	6x9x21/23	LEVIGATRICE A DISCO / *DISK SANDER* (SM1- LDR23-LDR6-LT2-LAR3-LAR23-NL23-NL3-NL2) SMERIGLIATRICE / *LAPPING MACHINE* (LAR2-5-8-12)	1
2143	6x9x21/23 **Con autostacco** *With automatic disconnection*	LEVIGATRICE A DISCO / *DISK SANDER* (SM1-LDR23-LDR6-LT2-LAR3-LAR23-NL23-NL3-NL2) SMERIGLIATRICE / *LAPPING MACHINE* (LAR2-5-8-12)	1
1712	7x12x20/22	SMERIGLIATRICI / *LAPPING MACHINES* (GM6/8 - GD7 - GP6/8)	28

*** IN ESAURIMENTO** / *RUNNING OUT*

SPAZZOLE ADATTABILI PER UTENSILI

ADAPTABLE BRUSHES FOR TOOLS

AEG MILWAUKEE

Articolo *Art.*	**Dimensioni mm** *Dimensions mm*	**Impiego** *Use*	**Figura** *Figure*
1745 *	4x6x12/14	SMERIGLIATRICI / *LAPPING MACHINES* (WS330 - GS330)	22
1818	5x8x14/16	TRAPANI / *DRILLS* (SB2004 - SB26 - BV26A - SB4.350 - SB1330)	22
1748	5x8x15	SMERIGLIATRICI / *LAPPING MACHINES* (WS600/601 - SB2400)	37
1744	5x8x15/17	SMERIGLIATRICI / *LAPPING MACHINES* (WS602 - WS710-115)	38
1746	5x8x16	SMERIGLIATRICI / *LAPPING MACHINES* (WS480 - WS500/550)	23
1051	5x8x16	SMERIGLIATRICI / *LAPPING MACHINES* (WS602 - WS710-115)	37
1050	5x8x16.2/14.3	TRAPANO / *DRILL* (SB2 16H)	1
2153	5x8x16.5 **Con autostacco** *With automatic disconnection*	SMERIGLIATRICE ANGOLARE / *ANGLE LAPPING MACHINE* (AG805 125XE/115XE/125XC - 715 - 125X/115X/100/**MILWAUKEE**) TRAPANO / *DRILL* (SB22 / **MILWAUKEE**)	69
2155	5x10x16 **Con autostacco** *With automatic disconnection*	TRAPANI / *DRILLS* (SBE20 - SBE750P) - MARTELLI / *HAMMERS* (PN2400C - PN3000X) SMERIGLIATRICE ANGOLARE / *ANGLE LAPPING MACHINE* (WSE 1200C-WSE 1300-WS 1000-WSCE 1300-WSL 125XL-WSSCE1300) TRAPANO / *DRILL* (SB2E20R/22R - SB2E24RT - DKE 1300) MARTELLO / *HAMMER* (PN3500-PN3500X-PN3000X2-PN3000SUPX2- PHE30RX - PHE3-PHE3X - PHE350RX2 - PHE26RX2 / **MILWAUKEE**)	37
1749	5x10x16	SMERIGLIATRICI / *LAPPING MACHINES* (WS750/751)	23
1747	5x10x17	SMERIGLIATRICI / *LAPPING MACHINES* (WS700)	23
1052 *	5x10x18/15	TRAPANO / *DRILL* (B2E 13 RLD)	1
1053	5x10x18/16.5	MARTELLO / *HAMMER* (PH38)	1
1771 *	5x10x25/21	SMERIGLIATRICE / *LAPPING MACHINE* (WSA)	26
2147	5x11x16	SMERIGLIATRICI / *LAPPING MACHINES* (AGV10-125 - AG1000-125EK)	100
2151 *	5.4x7x9	TRAPANO / *DRILL* (P18T.S14.4T.S12T.PES 12T. PES9.6.PAD12/**MILWAUKEE**) RODITRICE / *NIBBLING MACHINE* (PN 12PP/**MILWAUKEE**) SEGA A GATTUCCIO DRITTA / *TURNING SAW* (PSX 18/**MILWAUKEE**)	1
2150	6x9x15.5	SMERIGLIATRICI / *LAPPING MACHINES* (AG750-115 - 125)	104
1752 *	6x12.5x16/18	SEGHETTI / *SMALL SAWS* (HK50 - HK55 - HK75/CA)	25
1750	6x12.5x21 **Con autostacco** *With automatic disconnection*	SMERIGLIATRICI / *LAPPING MACHINES* (WSA1400S - WS1400)	23
2160 *	6.3x8x11.5	TRAPANI / *DRILLS* (HDEI3RQD)	22
1055 *	6.3x12.5x24/20 **Con autostacco** *With automatic disconnection*	TRAPANO / *DRILL* (B432)	26
2149	6.3x16.1x23	SMERIGLIATRICI / *LAPPING MACHINES* (AGV22-23 - VS22-230)	23
2157	6.4x10x16	SMERIGLIATRICE / *LAPPING MACHINE* (WS1201) LEVIGATRICE / *SANDER* (WP1900 - SA1201/1200 - WSE180)	13
1751	6.5x12.5x20	SMERIGLIATRICI / *LAPPING MACHINES* (WSA1801 - WS1801 - WSE2301 - WSAE2301)	39
2148	8x14x19.5 **(coppia/brace)**	MARTELLO / *HAMMER* (K500S - K545S)	43
2158	8x14x20	SMERIGLIATRICE ANGOLARE / *ANGLE LAPPING MACHINE* (WSA 2100 MODERNA - WSA 2300/**MILWAUKEE**)	80

* **IN ESAURIMENTO** / *RUNNING OUT*

1 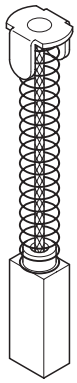	13 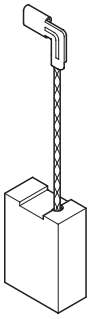	22 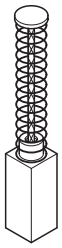	23 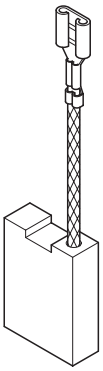	25 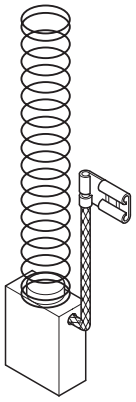
26 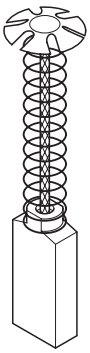	37 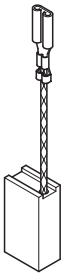	38 	39 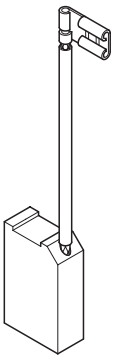	43 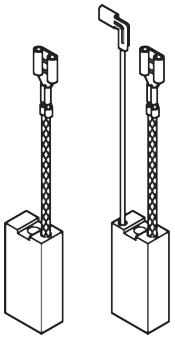
69 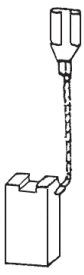	80 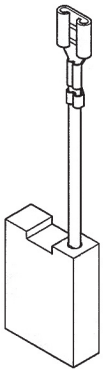	100 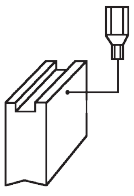	104 	

SPAZZOLE ADATTABILI PER UTENSILI

ADAPTABLE BRUSHES FOR TOOLS

RYOBI - MILWAUKEE

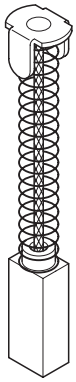

1

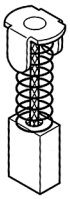

2

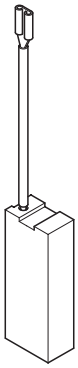

40

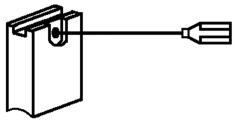

94

Articolo *Art.*	**Dimensioni mm** *Dimensions mm*	**Impiego** *Use*	**Figura** *Figure*
2105 *	5x8x10	**MOLA** / *GRINDING WHEEL* **(G.S. 115)**	2
2108 *	5x10x10	**TRAPANO** / *DRILL* **(1920)**	2
2197	5x13x15	**MINI SMERIGLIATRICE MILWAUKEE** / *MINI LAPPING MACHINE MILWAUKEE*	94
2111	6x8x13	**SMERIGLIATRICE ANGOLARE** / *ANGLE LAPPING MACHINE* **(G600 - G1001A - G1251A - G1005 - G1151A - G1155A)**	40
2112	6.4x13.4x17	**TRONCATRICE** / *CUTOFF SAW* **(TSC306 - C3560 - C307NA - C356NA - C357 - CS360)** **SEGA CIRCOLARE** / *CIRCULAR SAW* **(RA200N - RA2500A - W6402NC - W8402NC)** **MARTELLI** / *HAMMERS* **(CH481 - ED381 - ED382ND)**	1
2113	7x11x18	**MARTELLI** / *HAMMERS* **(CH450PK - CH465 - CH460 - CH485K - ED350)** **SMERIGLIATRICE ANGOLARE** / *ANGLE LAPPING MACHINE* **(G1255)**	1
2114	7x11x18 **Con autostacco** *With automatic disconnection*	**MARTELLI** / *HAMMERS* **(CH450PK - CH465 - CH460 - CH485K - ED350)** **SMERIGLIATRICE ANGOLARE** / *ANGLE LAPPING MACHINE* **(G1255 / MILWAUKEE)**	1

*** IN ESAURIMENTO** / *RUNNING OUT*

RIDGID

Articolo *Art.*	**Dimensioni mm** *Dimensions mm*	**Impiego** *Use*	**Figura** *Figure*
1950	8.7x19x25	**FILETTATRICE** / *THREADER*	63

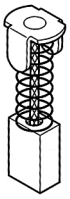

63

SPAZZOLE ADATTABILI PER UTENSILI

ADAPTABLE BRUSHES FOR TOOLS

BOSCH

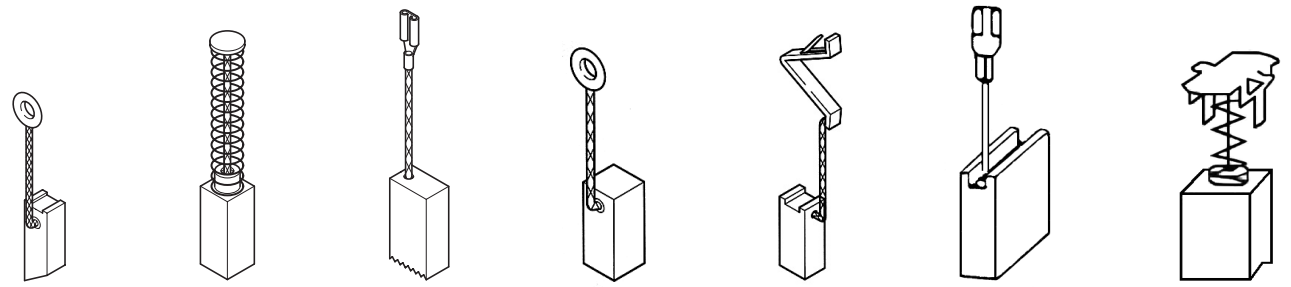

7 22 24 60 64 70 89

Articolo *Art.*	Dimensioni mm *Dimensions mm*	Impiego *Use*	Figura *Figure*
1850 *	4x5x12	GIRAVITE / *SCREW DRIVER* (EW/URJ54)	64
1871 *	4.2x5x11	TRAPANI SCINTILLA / *SPARK DRILLS* (GEF/1-2-3)	60
1906 *	4.3x4.8x15	TRAPANI / *DRILLS* (1116 - 1109) SMERIGLIATRICI / *LAPPING MACHINES* (203 - 1316)	7
2178B	4.7x8.1x11	TRAPANI / *DRILLS* (GSR140LI - GSR180LI - GSR18V190)	89
2161	5x8x9	MARTELLO / *HAMMER* (GAH500DS(1121.5) - GBH2S - GBH2SE(1126.5) GBH2SR(1226.8) - GBH2.20S - GBH2.20SE - GBH2.24DS(1228.0) GBH2.24DSE(1228.6) - GBH2.24DSR(1228.7)	70
2162	5x8x14.5	TRAPANO / *DRILL* (1140.1 - GSB16.2 - GSB16RE - GSB18.2(1141) - GSB18.2RE(1141.6) TRAPANI / *DRILLS* (117 - PSB450R)	22
2163	5x8x15	MARTELLO / *HAMMER* (DB 500) - GBH 2 SR(1226.7) - GBH 2/20 REA GBH 2/24 DSR(1218.7) PBH 20 RF - UBH 2/20 RLE - UBH 2/20 SERL	22
2164	5x8x15.5	SEGA CIRCOLARE / *CIRCULAR SAW* (PKS40 - PKS46) *LEVIGATRICE / SANDER* (GSS230A - 230AE - 280A - 280AE - GEX125A - AC - 150AC - PSS280 - 280A - GBH2SE(1226.6) - GBH2/22E) MARTELLO / *HAMMER* (GBH2/24DS(1218.0) - GBH2/24DSE(1218.6) - GBH2/24(1218.5) - GAH500DSE(1221.6) - GAH500DSR - 11215.5-10.6 - UBH2/14S - UBH2/14SE - UBH2/20S - UBH2/20SE(1210.6) PIALLETTO / *PLANE* (PHO 50-150-200 - GHA 500DSR) LEVIGATRICE A NASTRO/*BELT SANDING MACHINE* (PBS 60 - PBS 60E - PBS 75 - PBS 75E)	22
1066	5x8x15.5	SMERIGLIATRICE NUOVA / *NEW LAPPING MACHINE* (GWS6-115)	24
1754	5x8x16	TRAPANI / *DRILLS* (1179 - 1180 - 1199 - 3149 - 3163) SEGHETTI / *SMALL SAWS* (PST65-54-52 - PBH2 - CSB850-800-700-650 620-550-PSB400-GSB18-20-GBHH2-24)	22

* **IN ESAURIMENTO** / *RUNNING OUT*

SPAZZOLE ADATTABILI PER UTENSILI

ADAPTABLE BRUSHES FOR TOOLS

BOSCH

Articolo *Art.*	**Dimensioni mm** *Dimensions mm*	**Impiego** *Use*	**Figura** *Figure*
1067	5x8x17	SMERIGLIATRICE ASSIALE / *AXIAL LAPPING MACHINE* (GG27LC) SEGHETTO / *SMALL SAW* (GST60PBAE) SMERIGLIATRICE ANGOLARE / *ANGLE LAPPING MACHINE* (GWS850)	31
1755	5x8x17 **Con autostacco** *With automatic disconnection*	SMERIGLIATRICI / *LAPPING MACHINES* (1337 - 1338 - 1347 - 1348 / GWS7-115 - GST60 P GST60 PAE GST85 - PWS710 - PWS6 - 115 PWS7 125-POF500)	34
2165	5x8x19	MARTELLO / *HAMMER* (GBH 2.24 DFR)	70
2166	5x10x17	MARTELLO / *HAMMER* (UBH4/26DS - GBH 4 DSC - GBH 4 DFE)	71
2167 **(coppia)** **(brace)**	5x10x17	MINI SMERIGLIATRICE / *MINI LAPPING MACHINE* (GWS 10 - GWS 14 - GWS 14 125/125C(1384.6/7/8/9) - GWS 14 125 CS - GWS 14.150 (tutte) SMERIGLIATRICE / *LAPPING MACHINE* (GWS14 - 125CE - GWS14 - 150C) LEVIGATRICE / *SANDER* (BR14C)	72
1068	5x10x17 **Con autostacco** *With automatic disconnection*	SMERIGLIATRICE / *LAPPING MACHINE* (GWS7115-GWS9125 - GWS10-125)	42
2169	5x10x18 **Con autostacco** *With automatic disconnection*	MINI SMERIGLIATRICE ANGOLARE / *ANGLE MINI LAPPING MACHINE* (1701.9 - 170A GWS 9.125 - PWS10.125CE - PWS 13.125CE)	88
2180	6x10x16 **Con autostacco** *With automatic disconnection*	SMERIGLIATRICE / *LAPPING MACHINE* (GWS9-115 - GWS11-125)	93
1757	6x14x23	CESOIA / *SHEARING UNIT* (1501) RODITRICE / *NIBBLING MACHINE* (1525)	1
1905 *	6.2x6.2x15	TRAPANI / *DRILLS* (1106-1107-1108)	33
1063	6.2x12.5x22.5	MARTELLO / *HAMMER* (GBH 5/40)	32
1064	6.2x16x22 **Con autostacco** *With automatic disconnection*	SMERIGLIATRICI / *LAPPING MACHINES* (1322 - 1332)	6
1065	6.2x16x22 **Con autostacco** *With automatic disconnection*	SMERIGLIATRICI / *LAPPING MACHINES* (GWS19-180 - GWS21-180 - GWS24-180 GWS18-230 - GWS19-230 - GWS21-230 GWS24/230)	23
1904F	6.2x16x22	SMERIGLIATRICI / *LAPPING MACHINES* (1321 - 1322 - 1323)	23
1904	6.2x16x22	SMERIGLIATRICI / *LAPPING MACHINES* (1321 - 1322 - 1323)	6
1875 *	6.3x6.3x15	SEGHETTO SCINTILLA / *SPARK SMALL SAWS*	61
1060	6.3x6.3x15.7	TRAPANI / *DRILLS* (CSB 300 - 350 - 400)	22
2190 **(coppia)** **(brace)**	6.3x12.5x27	MARTELLO / *HAMMER* (GBH 7DE)	72
1759	6.3x12.5x18 **Con autostacco** *With automatic disconnection*	MARTELLI / *HAMMERS* (11002 - 11305 - 11203)	15
2177	6.3x16x26 **Con autostacco** *With automatic disconnection*	MARTELLI / *HAMMERS* (GBH12-52DV - GBH12-52DV BARE - GBH12-52D)	108
1069	6.3x16x26	MARTELLI / *HAMMERS* (GBH10 - GSH10)	23
2175	6.3x16x23	SMERIGLIATRICE ANGOLARE / *ANGLE GRINDER* (GWS 20-180H - GWS20-180JH - GWS20-230H - GWS20-230JH GWS21-180H - GWS21-180JH - GWS21-230H - GWS21-230JH - GWS24-180B - GWS24-180H - GWS24-180JB - GWS24-230H - GWS24-230JH- GWS24-230JB GWS24-180JBX - GWS24-230JBX GWS26-180H - GWS26-230B - GWS26.230H - GWS26-230JH - GWS26-230JB - PWS20-230 - PWS 1900 - PWS20-230J)	23
2171	6.4x12.5x19	MARTELLI / *HAMMERS* (1201 - 1201.8 - 1201.9 - 1302 - 11209.1 - 11214 - 11302 - 11305 - GBH7/45 - GBH7/45DE - GBH8DCE - GBH8/65DCE - UBH10/50 - UBH12/50 - USH10)	15
2199	6.5x8x13	MULTI ATTREZZO - MOLATRICI / *MULTI TOOL GRINDER* (60P-250CF - GWS7-100 - GVS7-100ET - GWS7-125ET - GWS720-MX25E)	88
1903 *	6.5x8x15	TRAPANI / *DRILLS* (1110 - 1111 - 1112 - 1113 - 1403 - 1461 - 1173)	62
1758	6.5x10x17	MARTELLO / *HAMMER* (11205)	6
2172	7x8x17	MARTELLI / *HAMMERS* (GBH 24 VRE 1.7AH - GBH 24 VRE - 2.5AH - GBH 24 VRE 3.0AH)	75
2176 *	7x8x18.5	SEGHE CIRCOLARI / *CIRCULAR SAWS* (GBB36VF-LI - SEGHETTI / *SMALL SAWS* - GBB36V-LI	23

*** IN ESAURIMENTO** / *RUNNING OUT*

1 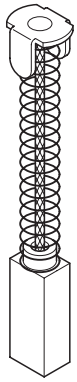	6 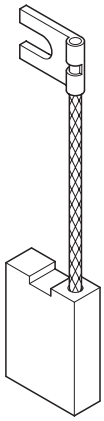	15 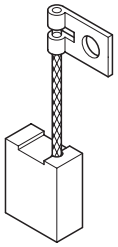	22 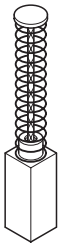	23 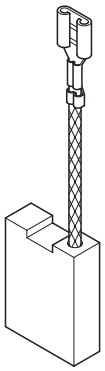
31 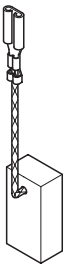	32 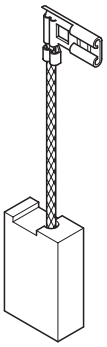	33 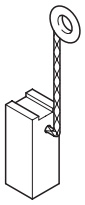	34 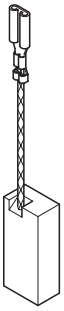	42 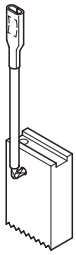
61 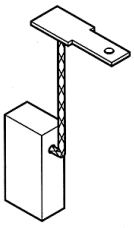	62 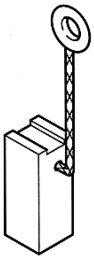	70 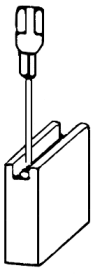	71 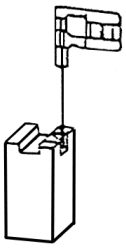	72 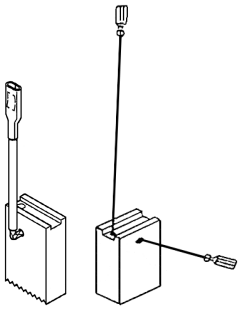
75 	88 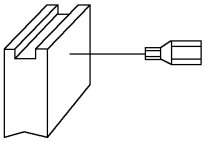	93 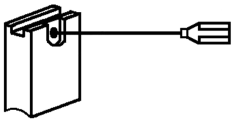	108 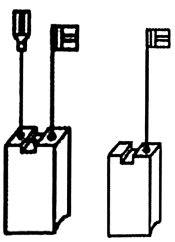	

SPAZZOLE ADATTABILI PER UTENSILI

ADAPTABLE BRUSHES FOR TOOLS

MAKITA

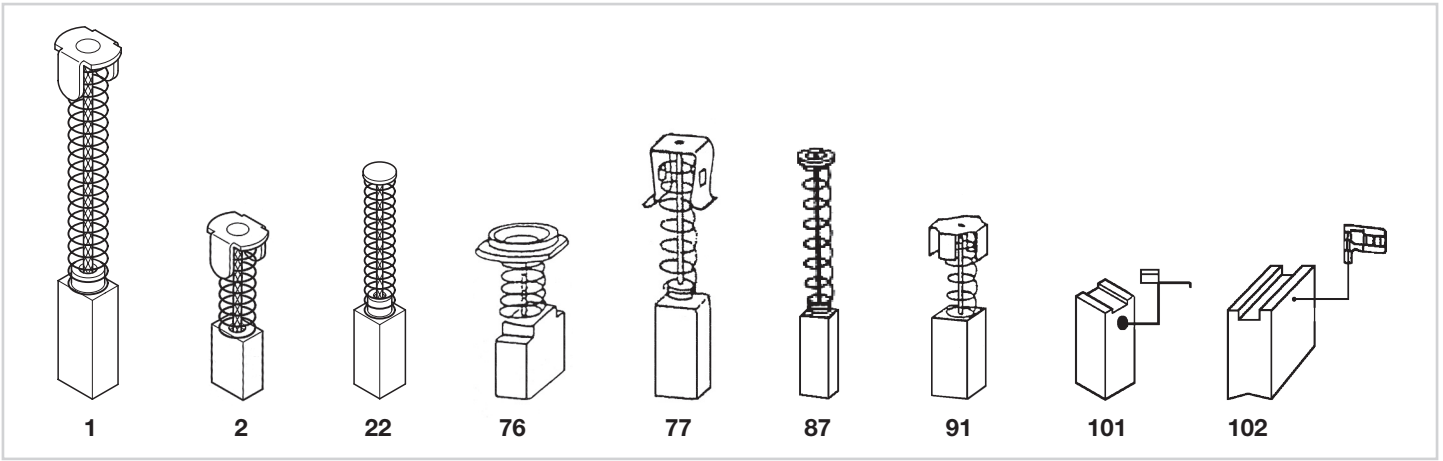

Articolo *Art.*	**Dimensioni mm** *Dimensions mm*	**Impiego** *Use*	**Figura** *Figure*
2188B	3x10x13.2	TRAPANO / *DRILL* (CB-436-440)	101
1734	5x5x6	SMERIGLIATRICE / *LAPPING MACHINE* (903)	22
1732	5x8x9	TRAPANO / *DRILL* (BA3000) SEGHETTI / *SMALL SAWS* (G1600 - LS1600 - JN1600)	1
1731	5x8x13	TRAPANI / *DRILLS* (6300/4 - 8419/B-9045)	2
2181	5x11x16.5	MARTELLI / *HAMMERS* (HM1100 - HM1100C/CS - HM1100S - HM1130 - HR3000C - HR4000C - CB 304) TRAPANO / *DRILL* (DA4000LR) SEGA CIRCOLARE / *CIRCULAR SAW* (5017RKB - 5603R - 5604R - 5703R - 5704R - 5705R) SMERIGLIATRICI / *LAPPING MACHINES* (9015B - 9016B) LEVIGATRICI / *SANDERS* (9227CB - 9403 - 9404 - 9903 - 9920) SEGA A GATTUCCIO DRITTA / *TURNING SAW* (GV7000C - PV7000C) FRESATRICE / *SPINDLE MOULDER* (UC3501A - UC4001A) SOFFIATRICE / *BLOWER* (RP0910C - RP1110C - UB1101)	76
2183	6x9x11	TAGLIASIEPE / *HEDGE CUTTER* (UH4850 - UH5550 - UH6350) MINI SMERIGLIATRICE / *MINI LAPPING MACHINE* (910 - N910) TRAPANO A PERCUSSIONE / *PERCUSSION DRILL* (8450K - 8451K - HP1500 - HP1501/K - HP2030 - HP2031 - HP2033 - HP2040 - HP2041 - HP2042 - HP2051 - H2051F) TRAPANI / *DRILLS* (800 - N800 - 6310 - 6408 - 6410 - DP3002 - DP4000 - DP4002) MARTELLI / *HAMMERS* (HR2410 - HR2020 - HR2431 - HR2440 - HR2440F - HR2450 - HR2450F - N4304 - N4305 - 4304 - 4304T - 4305) SEGHETTO ALTERNATIVO / *HACK SAW* (4305T - 4340T - 4340CT - 4340FCT - 4341CT - 4341FCT) AVVITATORI / *TORQUE MACHINES* (6807 - 6821 - 6823 - 6824 - 6825 - 6826 - 6827) LEVIGATRICE ORBITALE / *ORBITAL SANDER* (9046 - BO4900V - BO4901 - BO5000 - BO5001)	77
2205	6x9x12	SMERIGLIATRICE / *LAPPING MACHINE* (GA4530) FRESATRICE / *SPINDLE MOULDER* (PU7000)	102

SPAZZOLE ADATTABILI PER UTENSILI

ADAPTABLE BRUSHES FOR TOOLS

Articolo *Art.*	**Dimensioni mm** *Dimensions mm*	**Impiego** *Use*	**Figura** *Figure*
2184	6x9x12	SMERIGLIATRICE ANGOLARE / *ANGLE LAPPING MACHINE* (9031) MINI SMERIGLIATRICE / *MINI LAPPING MACHINE* (9501BM - 9505BM 9520NB - 9521NB 9522NB - 9524NB - 9525NB - 9527 - 9527NB - 9527NBK - 9528 - 9528NB - N9500N) MARTELLI / *HAMMERS* (N9501B - N9501BH - N9503BH) SEGA CIRCOLARE / *CIRCULAR SAW* (500 - N500) RODITRICE / *NIBBLING MACHINE* (JN1601) AVVITATORE AD IMPULSI / *IMPACT WRENCH* (6950) LEVIGATRICE A NASTRO / *BELT SANDER MACHINE* (9011 - 9031 - 9910 - 9911 - 9032) AVVITATORE / *TORQUE MACHINE* (6830 - 6832 - 6833 - 6834 - 6951) FRESATRICI / *SPINDLE MOULDERS* (3703 - 3704 - 3707 - 3707F - 3707FC - 3901 - 4402)	87
1960	6x10x15/19	MARTELLI / *HAMMERS* (HR2210 - 8035NB)	1
1737	6x10x16/15	LEVIGATRICI / *SANDERS* (9900 - 9900B - 9218SB - 9218PB) PIALLE / *PLANERS* (1001 - 1100) SMERIGLIATRICI / *LAPPING MACHINES* (9005B - 9006B) SEGHETTO / *SMALL SAW* (4200N)	2
1072	6x10x16/15	PIALLE / *PLANERS* (1911B - 3608B) TRAPANI A PERCUSSIONE / *PERCUSSION DRILLS* (HP2010 - HP2010N - HP2000)	91
2204	6.5x11x25	MARTELLI / *HAMMERS* (HR4001C - HR4010C - HR1011C - HR4013C - CB 350)	102
2185	6.5x13.5x16 **Con autostacco** *With automatic disconnection*	MARTELLI / *HAMMERS* (HM1200 - HM1200B - HM1200K - HM1201 - HM1202C - HM1300 - HM1300K - HM1301 - HM1400 - HM1400K - HR3600B - HR3850 - HR3850B HR3850K - HR4500C - HR5000 - HR5000K - HR5001C - HR6000K - CB 155) TRAPANO / *DRILL* (5100DR - 5103 - 5201 - 5401 - 5402 - 5500S - 5700 - 5800 - 5900B 5900DR - 7104L - 7305H - 7605L - 8900) SMERIGLIATRICE ANGOLARE / *ANGLE LAPPING MACHINE* (9400B - 9401 - 9402 - 9607B) SEGA A CATENA / *CHAIN SAW* (5011NB - 5014NB - 5016NB)	1
1740	6.5x13.5x16	PIALLA / *PLANER* (1805) LEVIGATRICI / *SANDERS* (2400 - 2412N - 2414 - 2415) SMERIGLIATRICI / *LAPPING MACHINES* (9609NB - 9401 - 9607 - 9400B - 9067B 9609B - 9606NB - 9607NB - 9607HB - 9609HB) CESOIE / *SHEARS* (2412N - 2414) SEGHETTO / *SMALL SAW* (5012B) DEMOLITORI / *DEMOLITION HAMMERS* (HM1500 - 1400 - 1800)	2
2189B	7x7.4x9.5	SEGA / *SAW* (BUB3607) TRAPANO / *DRILL* (4331D) TASSELLATORE / *HAMMER* (BHR162RFE)	1
2187	7x11x16.5	SEGHE CIRCOLARI / *CIRCULAR SAWS* (GA5021C) MOLATRICI / *GRINDER* (GA6021C)	22
2186	7x18x16	SMERIGLIATRICE ANGOLARE / *ANGLE LAPPING MACHINE* (9027 - 9027F 9027S - 9027SF - 9029 - 9029F - 9029SF - 9037F - 9037SF - 9039 - 9039F 9039S - 9039SF - 9047/F - 9049 - 9049SF - 9059 - 9059SF - 9629S - N9047SF N9057SF - 9067 - 9069 - 9077SF - 9079SF) FRESATRICE / *SPINDLE MOULDER* (3612 - 3612C) TRONCATRICE A DISCO / *DISK CUTOFF SAW* (2414B - 2414NB - LC1230) MARTELLI / *HAMMERS* (HM1303 - HM1303B - HM1500 - HM1500B - HM1800) SEGA CIRCOLARE / *CIRCULAR SAW* (5103 - 5103R - 5143R - 5903R)	1

SPAZZOLE ADATTABILI PER UTENSILI

ADAPTABLE BRUSHES FOR TOOLS

METABO

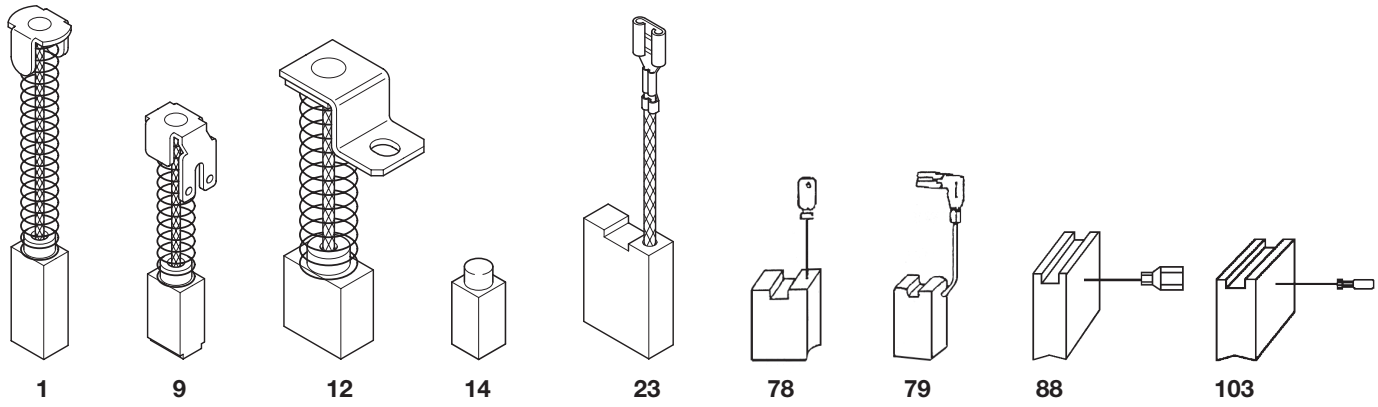

Articolo *Art.*	**Dimensioni mm** *Dimensions mm*	**Impiego** *Use*	**Figura** *Figure*
2206	5x10x15	SMERIGLIATRICE / *LAPPING MACHINE* (W9-115 - W9-125 - WEV10-126 QUICK - WEV14-125 QUICK))	103
2191	5x10x16 **Con autostacco** *With automatic disconnection*	MINI SMERIGLIATRICE / *MINI LAPPING MACHINE* (W7-115)	88
1762	6x6x12.5	TRAPANO / *DRILL* (SB450)	14
2193	6x16x22 **Con autostacco** *With automatic disconnection*	SMERIGLIATRICI ANGOLARE / *ANGLE LAPPING MACHINES* (MARATHON W2080 - 81X - 2030 - 1X - 2280 - 81X - 2230 - 82XQUICK - 32XQUICK - W75 - W75X)	78
2195	6.4x8x16 **Con autostacco** *With automatic disconnection*	FRESATRICE / *SPINDLE MOULDER* (FME727) SEGHETTO ALTERNATIVO / *BACKSAW* (STEP700) MINI SMERIGLIATRICE / *MINI LAPPING MACHINE* (EW6114(001) - EW7025S EW7115S - EW7115SQUICK - EW7116S VARI PEEL - EW7117QUICK - EW7126S EW7126SQUICK - EWE7116S - EWE9024S - EWE9123S - EWE9123SQUICK - EWE9125S - EWE9125SQUICK - EW9126S - EW9127 SIGNEL)	79
1761	6.5x6.5x17	TRAPANO / *DRILL* (75008)	1
1760	6.3x8x15	TRAPANO / *DRILL* (SB600)	9
1766	6.5x8x15	SMERIGLIATRICE / *LAPPING MACHINE* (6162)	23
1769	6.5x10x23	MARTELLO / *HAMMER* (1130)	1
1768	6.5x12.5x19	MARTELLO / *HAMMER* (1129S)	79
2207	8x12.5x14.5	MARTELLO / *HAMMER* (MFE40) SMERIGLIATRICE / *LAPPING MACHINE* (WEV17-125 - WEV17-250 QUICK RT W7)	103
1764	8x14x14	SMERIGLIATRICE / *LAPPING MACHINE* (612680)	12

SPAZZOLE ADATTABILI PER UTENSILI

ADAPTABLE BRUSHES FOR TOOLS

HILTI

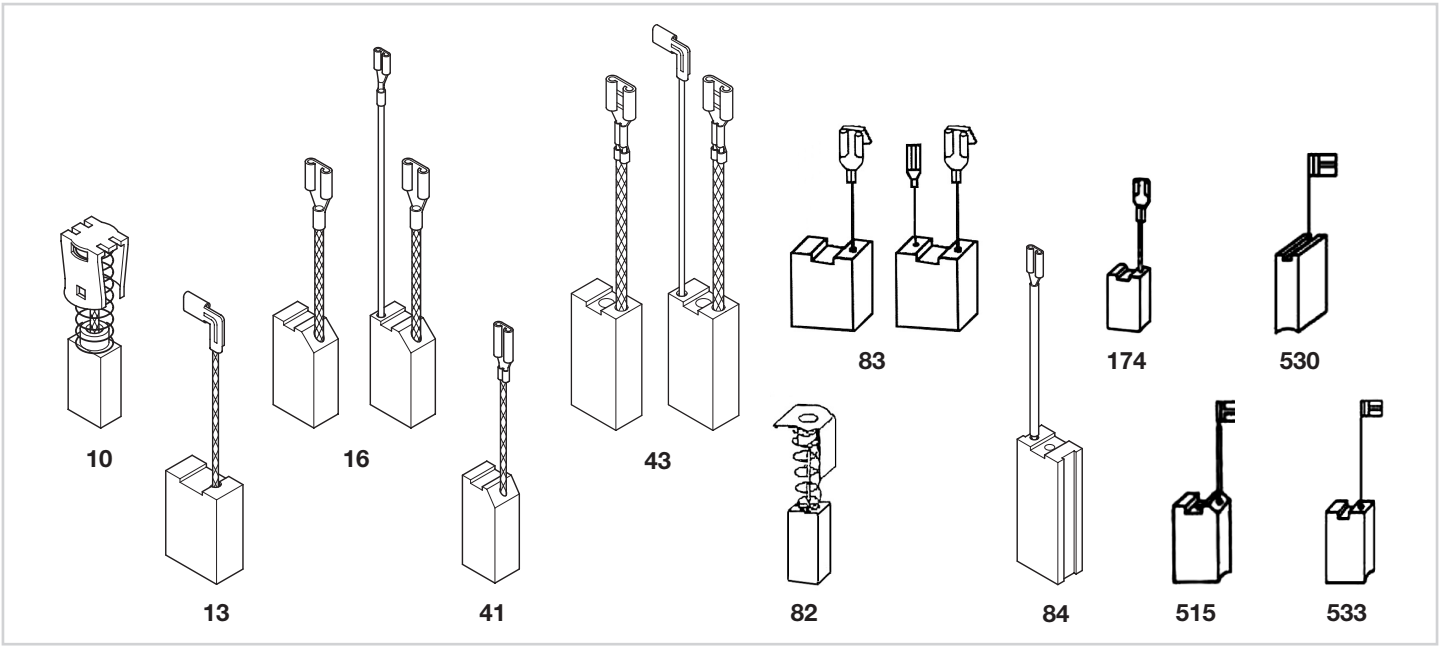

Articolo *Art.*	Dimensioni mm *Dimensions mm*	Impiego *Use*	Figura *Figure*
2201	5x8x12 **Con autostacco** *With automatic disconnection*	MARTELLI / *HAMMERS* (TE5 - T8 - T10 - T18 - TE10)	10
2215B NEW	5x8x10	MARTELLO / *HAMMER* (TE6A36)	530
1093	6.3x8x19 **Con autostacco** *With automatic disconnection*	MARTELLO / *HAMMER* (TE12)	41
1095 (coppia) (brace)	6.3x10x19 **Con autostacco** *With automatic disconnection*	MARTELLO / *HAMMER* (TE54)	16
2216 NEW	6.3x10x19	MARTELLI / *HAMMERS* (TE16M - TE30 - TE70 - TE706)	515
1092	6.3x10x26	MARTELLI / *HAMMERS* (TP400-TE52-TE42)	84
1096	6.3x12.5x19	MARTELLO / *HAMMER* (TP804)	13
2202	6.3x12.5x19 **Con autostacco** *With automatic disconnection*	MARTELLO / *HAMMER* (TE72)	82
2203 (coppia) (brace)	6.3x16x22 **Con autostacco** *With automatic disconnection*	TRAPANO / *DRILL* (DD160E)	83
1097 (coppia) (brace)	7x12.5x26 **Con autostacco** *With automatic disconnection*	MARTELLO / *HAMMER* (TE74 - TE76P - TE 905)	43
2217 NEW	7x12.5x26	MARTELLI / *HAMMERS* (TE50 - TE70 - TE56 - TE500)	533
2218 NEW	7x12.5x26	MARTELLO / *HAMMER* (TE76)	174

SPAZZOLE ADATTABILI PER UTENSILI

ADAPTABLE BRUSHES FOR TOOLS

HIKOKI - DIAMOND

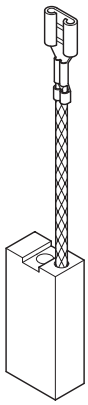

23

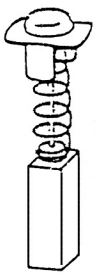

85

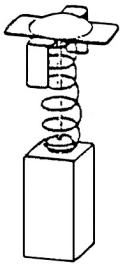

86



87

Articolo *Art.*	**Dimensioni mm** *Dimensions mm*	**Impiego** *Use*	**Figura** *Figure*
2226	6.5x7.5x13	**HIKOKI:** AVVITATORE AD IMPULSI / *IMPACT WRENCH* (W4YE - W4YF - WH12 - WH14 - WH16) CESOIA / *SHEARING UNIT* (CB10VA - CE16 - CN16) SEGHETTO ALTERNATIVO / *HACK SAW* (CJ60/60V/60T - CJ65/65SI/65V/65VA/65VB/65VE/65VAI) PIALLETTO ELETTRICO / *ELECTRIC PLANER* (F20A - PDA100D - P20SB) MINI SMERIGLIATRICE / *MINI LAPPING MACHINE* (CP2 - CP12B/S1/SA/YB1 FG12SA2 - G10D1/SB1/SF/SG/SK/SP/SR - G12S1/SA/SG/SR - G13SA/SB/SG/YB/YB1) LEVIGATRICE / *SANDER* (S0110/S0D110 - SP13) FRESATRICE / *SPINDLE MOULDER* (TR6/A/1APLUS - M6SA/SB) LEVIGATRICE ORBITALE / *ORBITAL SANDER* (LDV4 - SV12 - VR16/VRV16 - SAY150A) TRAPANO / *DRILL* (D10YA) MARTELLI / *HAMMERS* (DH20V/22V/22VA/25V) TAGLIASIEPE / *HEDGE CUTTER* (FG10SA - FG12A2) SMERIGLIATRICE ANGOLARE / *ANGLE LAPPING MACHINE* (GP2 - GP2SA) SOFFIATRICE / *BLOWER* (PB20)	87
2221	7x11x17	**HIKOKI-DIAMOND:** AVVITATORE AD IMPULSI / *IMPACT WRENCH* (WH22) SEGA A GATTUCCIO DRITTA / *TURNING SAW* (CR10V - CR12V - CR17Y) SEGA CIRCOLARE / *CIRCULAR SAW* (C6/6U - C7/7U/7SC/75C/75D CB10V/12V/17Y CB8B/8C/8S - CBC6 - CBSC - CM4SA2 - CM6 - F8FC/FS - FC6SA/7SA) PIALLETTO ELETTRICO / *ELECTRIC PLANER* (F30A/AT - P30 - PDH125 - PH40 - PR25B/38E - PSU6 - PUPM3) ASPIRAPOLVERE / *ASPIRATOR* (NUPSR3 - NUSR - NUSR5) LEVIGATRICE A NASTRO / *BELT SANDER* (S15 - SB8T - SB10T - SB10V/75 - SP18/18T/18V) MINI SMERIGLIATRICE / *MINI LAPPING MACHINE* (G13SC - G15SA) LEVIGATRICE / *SANDER* (SAT180 - SAT182) TRAPANI / *DRILLS* (D13 - D13SA - D13Y - DC120V - VR38 - VTP16A - VTV16) MARTELLI / *HAMMERS* (BM25Y - BM50/50SA - BUPN3 - DH28Y DH38YA/YB/YB1/YF - DH40FA/MA/SA/YB - DH42 - DMT16 - DMT16N - DMR13 DMV16 - H41 - H45SA - H50 - H50SA) TRONCATRICI / *CUTOFF SAWS* (C8FA - C8FB - C8FC - C8FS)	85

SPAZZOLE ADATTABILI PER UTENSILI

ADAPTABLE BRUSHES FOR TOOLS

Articolo *Art.*	**Dimensioni mm** *Dimensions mm*	**Impiego** *Use*	**Figura** *Figure*
2227	7x13x17	**HIKOKI:** PIALLETTO ELETTRICO / *ELECTRIC PLANER* (P20SD/P40/P50 - P50K - P50SA - PG21SA) LEVIGATRICE A NASTRO / *BELT SANDER* (SB110) FRESATRICE / *SPINDLE MOULDER* (MB12SB - TR12) SMERIGLIATRICI / *LAPPING MACHINES* (G18DF - G18SC - G18SD - G23SA/SB - GP13) SEGA A CATENA / *CHAIN SAW* (C6SA - C7BD - C7SB - C10FB - C75B - C12 - C13 CC12SA/14SA - CS28B - CS280A - CS35B - CS350A) SEGA CIRCOLARE / *CIRCULAR SAW* (C8 - C8U - C8V - C9U - PSM7) LEVIGATRICE / *SANDER* (SAH180 - SR15) MARTELLI / *HAMMERS* (BLU4 - DH50SA - DH50SA1 - DH50SB - DH55 - DUPN2 - H55A/SC) CESOIA / *SHEARING UNIT* (CN45SA) RODITRICE / *NIBBLING MACHINE* (CN60SA) TRONCATRICE / *CUTOFF SAW* (HU12 - HU14)	85
2228	7x17x17	**HIKOKI:** SEGA CIRCOLARE / *CIRCULAR SAW* (PSM8/9 - PSU7/8/9/13/14 - C13U - CM12Y) PIALLETTO ELETTRICO / *ELECTRIC PLANER* (P12R/A - P100F/PDH180C - PH65A - PS15A) SMERIGLIATRICI / *LAPPING MACHINES* (G18SE/SE2/SG/SH/SF/U/UA/UB G23SC/SC2/SD/SE/SF/U/UA/UB - GS23V - GS23VA - GS23VB - GS231/2 - GS23SD GS23SE - GS23SF - S23U/USA/UB/SG/SH) FRESATRICE / *SPINDLE MOULDER* (M12SA/V) MARTELLI / *HAMMERS* (H65SA - H90SA - BM25 - H65SB - H90SB - H90SC - DH50MB C10FA/15FB/CB75/CB75F/YC14) SEGHETTO ALTERNATIVO / *HACKSAW* (2+SA - CD12F/C13SA- FCJ55V - H85 - F1000A) TAGLIASIEPE / *HEDGE CUTTER* (CC12/Y - CC14 - CC16SA) TRONCATRICE / *CUTOFF SAW* (C12FA)	86
2223	7x17x23	SMERIGLIATRICE / *LAPPING MACHINE* (63MR)	23

SPAZZOLE ADATTABILI PER UTENSILI

ADAPTABLE BRUSHES FOR TOOLS

FLEX

Articolo *Art.*	Dimensioni mm *Dimensions mm*	Impiego *Use*	Figura *Figure*
2501 NEW	6.3x7x15.5	SMERIGLIATRICE / *LAPPING MACHINE* (P1053)	506



506

FEIN

Articolo *Art.*	Dimensioni mm *Dimensions mm*	Impiego *Use*	Figura *Figure*
2213	5x10x17	FRESATRICE / *MILLING MACHINE* (K17-15RT) SMERIGLIATRICE / *LAPPING MACHINE* (GS78-280PZ) TRAPANO / *DRILL* (KBE50-2)	107

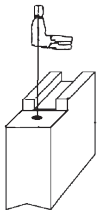

107

ASSORTIMENTO SPAZZOLE UTENSILI

BRUSH KIT



Assortimenti di n. 35 tipi di spazzole nelle quantità di n. 8 pezzi per tipo.
Kit of 35 types of brushes 8 pieces per type.

AUS 35 Adattabili *Adaptable*
B&D
FELISATTI
RUPES
AEG
BOSCH
MAKITA
STAYER

AUS 36 Adattabili *Adaptable*
AEG
MILWAUKEE
B & D
BOSH
DEWALT
HIKOKI
MAKITA
METABO
RUPES
STAYER

PASSACAVI ORIGINALI PER ELETTROUTENSILI

ORIGINAL FAIRLEADS FOR POWER TOOLS



AEG

MN.410



DxL: 9x67 mm

MN.411



DxL: 9x67 mm

MN.413



DxL: 10x83 mm

BOSCH

MN.610



DxL: 9x65 mm

MN.611



DxL: 8x83 mm

MN.612



DxL: 10x99 mm

MN.613



DxL: 12x117 mm

MN.614



DxL: 10x92 mm

MN.615



DxL: 11x66 mm

PASSACAVI ORIGINALI PER ELETTROUTENSILI

ORIGINAL FAIRLEADS FOR POWER TOOLS

DEWALT

MN.700



DxL: 10x120 mm

MN.701



DxL: 11.5x90 mm

MN.702



DxL: 10x100 mm

MN.703



DxL: 9x99 mm

HiKOKI

MN.800



DxL: 9x74 mm

MN.801



DxL: 11x88 mm

MN.802



DxL: 11x74 mm

makita

MN.900



DxL: 10x91 mm

MN.901



DxL: 9.5x140 mm

MN.902



DxL: 10x110 mm

MN.903



DxL: 10x85 mm

MN.904



DxL: 9x109 mm

PASSACAVI ORIGINALI PER ELETTROUTENSILI

ORIGINAL FAIRLEADS FOR POWER TOOLS

metabo

MN.520



DxL: 8.5x82 mm

MN.521



DxL: 11x140 mm

MN.522



DxL: 9x80 mm

MN.523



DxL: 9x78 mm

MN.524



DxL: 9x90 mm

RUPES

MN.3271



DxL: 9x65 mm

MN.3272



DxL: 12x110 mm

PIETRA POMICE

PUMICE STONE



Per pulizia ed adattamento spazzole sui collettori.
For cleaning and adapting the brushers on the manifolds.

Articolo *Art.*	**Dimensioni** *Dimensions*
SPP.20	90x62x56

GESSETTI PIETRA POMICE

CHALKS PUMICE STONE



Articolo *Art.*	**Descrizione** *Description*	**Dimensioni** *Dimensions*
SPP.30	Confezione da 6 pezzi *Pack of 6 pcs.*	6.5x7x120

STECCA DI GOMMA POMICE

PUMICE RUBBER BAR



Articolo *Art.*	**Dimensioni** *Dimensions*
SGP.16	20x28x120

CAVO MULTIUSO IN NEOPRENE NERO TITANEX® H07RNF

BLACK NEOPRENE MULTIPURPOSE CABLE TITANEX® H07RNF

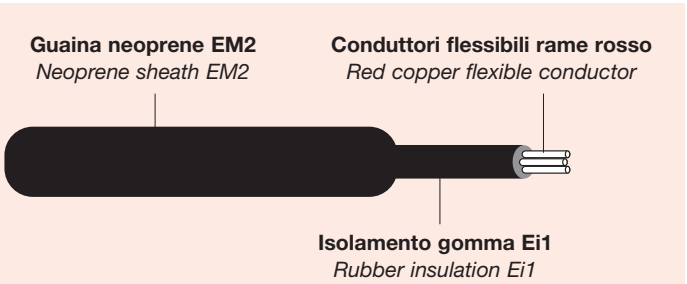

CARATTERISTICHE TECNICHE
Impiego: cavo flessibile per utensili elettrici e cantieristica
Tensione nominale: 450/750 V
Confezione: matasse da mt. 100

TECHNICAL FEATURES
Use: *flexible cable for electric tools and building implements*
Rated voltage: *450/750 V*
Packing: *100 m skeins*

Articolo *Art.*	**Sezione mm²** *Section mm²*	**Diametro max esterno mm** *Outer max diameter mm*
CTH.215	2x1.5	9
CTH.225	2x2.5	10.2
CTH.315	3x1.5	9.3
CTH.325	3x2.5	11
CTH.41	4x1	9.6
CTH.415	4x1.5	10.2
CTH.425	4x2.5	15.5
CTH.44	4x4	17.9
CTH.715 *	7x1.5	18.7

*** Adatto per paranchi /** *Suitable for hoists*

CAVO MULTIUSO IN NEOPRENE NERO H07RNF

BLACK NEOPRENE MULTIPURPOSE CABLE H07RNF



CARATTERISTICHE TECNICHE
Impiego: cavo flessibile per utensili elettrici e cantieristica
Tensione nominale: 450/750 V
Confezione: matasse da mt. 100

TECHNICAL FEATURES
Use: *flexible cable for electric tools and ship building industry*
Rated voltage: *450/750 V*
Packing: *100 m skeins*

Articolo *Art.*	**Sezione mm²** *Section mm²*	**Diametro max esterno mm** *Outer max diameter mm*
CUN.21	2x1	8
CUN.215	2x1.5	9
CUN.31	3x1	8.8
CUN.315	3x1.5	9.7
CUN.325	3x2.5	9.9
CUN.41	4x1	9.9
CUN.415	4x1.5	10.9
CUN.425	4x2.5	12.7
CUN.44	4x4	14

CAVO MULTIUSO IN NEOPRENE NERO H05RNF

HAR

BLACK NEOPRENE MULTIPURPOSE CABLE

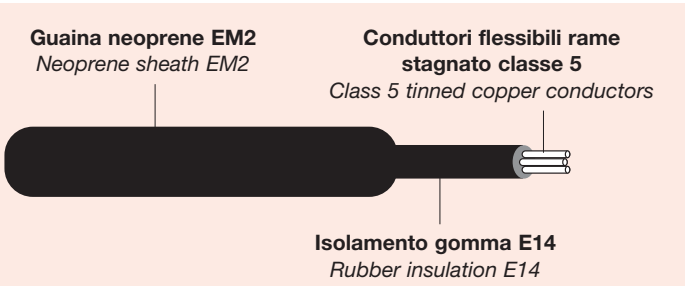

Articolo *Art.*	Sezione mm² *Section mm²*	Diametro max esterno mm *Outer max diameter mm*
CNH.275	2x0.75	6.15
CNH.021	2x1	6.80
CNH.375	3x0.75	6.50
CNH.031	3x1	7

CARATTERISTICHE TECNICHE
Cavo flessibile per uso in locali domestici, cucine, uffici, soggetti a deboli sollecitazioni meccaniche.
Per alimentazione apparecchi portatili o mobili leggeri.
NON ADATTO per l'impiego permanente all'esterno, in agricoltura, in ambienti industriali o agricoli e per l'alimentazione di utensili elettrici non domestici.
Tensione nominale: 300/500 V
Temperatura di esercizio: 60°C
Confezione: matasse da mt. 100

TECHNICAL FEATURES
To be used in kitchen, offices and rooms subject to light mechanical stress. As power supply of lightweight portable or mobile devices.
***NOT** to be used outdoor all day long. And as power supply of electric tools in agricultural and industrial environment.*
***Rated voltage:** 300/500 V*
***Operating temperature:** 60°C*
***Packing:** 100 m skeins*

CAVO MULTIPOLARE ARANCIO

ORANGE MULTIPOLAR CABLE



CARATTERISTICHE TECNICHE
Cavo flessibilissimo isolato in **PVC**, sotto guaina a base di gomma nitrilica.
Impiego: per collegamenti mobili particolarmente sollecitati, elettroutensili, lampade portatili, prolunghe per macchine da giardino.
Tensione nominale: 300/500 V
Confezione: matasse da mt. 100

TECHNICAL FEATURES
*Extremely flexible insulated cable in **PVC**, with nitrile rubber sheath.*
***Use:** for highly-stressed mobile connections, power tools, portable lamps, extensions for garden machinery.*
***Rated voltage:** 300/500 V*
***Packing:** 100 m skeins*

Articolo *Art.*	Sezione mm² *Section mm²*	Diametro max esterno mm *Outer max diameter mm*
CUU.21	2x1	6.4
CUU.31	3x1	6
CUU.215	2x1.5	6.6
CUU.315	3x1.5	7.3
CUU.225	2x2.5	8
CUU.325	3x2.5	8.6

CAVO PER SALDATRICI TITARC NERO

BLACK TITARC WELDING UNIT CABLE

FORNIBILI SU RICHIESTA
AVAILABLE ON REQUEST

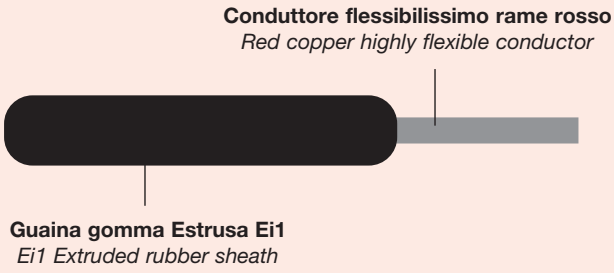

CARATTERISTICHE TECNICHE
Impiego: La tensione nominale è pari a 100V e deve essere intesa anche come la massima tensione di impiego del cavo, il quale è destinato esclusivamente al collegamento degli elettrodi a pinza con le saldatrici. La tensione massima di impiego in corrente continua è di 200V.
Temperatura di esercizio max: 85°C.
Nastro di carta crespata sul conduttore.

TECHNICAL FEATURES
Use: *Rated voltage 100V This value is to be considered the max. voltage of the cable which is to be used for the connection of welding guns to welding units. Max d.c. voltage: 200 V.*
Max operating temperature: 85°C.
Crepe paper on conductor.

Articolo *Art.*	**Numero conduttori** *Conductor qty*	**Sezione nominale mm²** *Rated section mm²*	**Diametro esterno max mm** *Max. outer diameter mm*	**Confezione mt.** *Packing m.*
CTT.116	1X	16	11.2	100
CTT.125	1X	25	12.8	100
CTT.135	1X	35	14.6	100
CTT.150	1X	50	16.8	100
CTT.170	1X	70	19.3	100
CTT.195	1X	95	21.6	50
CTT.1120	1X	120	23.9	50
CTT.1150	1X	150	26.3	50

CAVO CON SPINA PER UTENSILI

CABLE WITH PLUG FOR TOOLS



Articolo *Art.*	**Modello** *Model*	**Tipo di cavo** *Cable type*	**Sezione mm²** *Section mm²*	**Lungh. cavo mt.** *Cable length in m.*
CSH.21	Spina Schuko *Schuko plug*	HO5RNF	2x1	5
CSN.21	Spina Schuko *Schuko plug*	HO7RNF	2x1	5
CSN.215	Spina Schuko *Schuko plug*	HO7RNF	2x1.5	5
CSC.31	Spina Schuko *Schuko plug*	HO7RNF	3x1	1.5

INTERRUTTORI PER ELETTROUTENSILI

SWITCHES FOR POWER TOOLS



IN.202
Interruttore tripolare 15 (10) A con fori di fissaggio 58 mm mod. LLA432N2
Colore nero.
Three-pole switch 15 (10) A with 58 mm fastening holes mod. LLA432N2
Black colour.

IN.103
Interruttore bipolare 15 (10) A con fori di fissaggio 65 mm mod. LLA422N3
Colore nero.
Bipolar switch 15 (10) A with 65 mm fastening holes mod. LLA422N3
Black colour.

IN.203
Interruttore tripolare 15 (10) A con fori di fissaggio 65 mm mod. LLA432N3
Colore nero.
Three-pole switch 15 (10) A with 65 mm fastening holes mod. LLA432N3
Black colour.



IN.104
Interruttore bipolare 15 (10) A con fori di fissaggio 55 mm mod. LLA422A1
Colore arancio.
Bipolar switch 15 (10) A with 55 mm fastening holes mod. LLA422A1
Orange colour.

IN.204
Interruttore tripolare 15 (10) A con fori di fissaggio 55 mm mod. LLA432N1
Colore nero.
Three-pole switch 15 (10) A with 55 mm fastening holes mod. LLA432N1
Black colour.



G.4198
Protezione in PVC per 202, 103, 203, 104, 204.
PVC cover for 202, 103, 203, 104, 204.



IN.139
Interruttore tripolare 15 (10) A instabile con fori di fissaggio 55 mm mod. LLA438N1
Colore nero.
Instable three-pole switch 15 (10) A with 55 mm fastening holes. mod. LLA438N1
Black colour.

IN.140
Interruttore tripolare 15 (10) A instabile con fori di fissaggio 65 mm mod. LLA438N3
Colore nero.
Instable three-pole switch 15 (10) A with 65 mm fastening holes. mod. LLA438N3
Black colour.



IN.150
Interruttore bipolare 15 (10) A instabile senza fori di fissaggio. mod. LLA424N
Colore nero.
Instable *bipolar switch 15 (10) A without fastening holes. mod. LLA424N0*
Black colour.

INTERRUTTORI PER ELETTROUTENSILI

SWITCHES FOR POWER TOOLS



IN.151
Interruttore bipolare 15 (10) A a leva speciale. mod. LLA424NOA
Colore nero.
Bipolar switch 15 (10) A with special lever mod. LLA424NOA
Black colour.



IN.153
Interruttore tripolare stabile 20 (10) A con fori di fissaggio con interasse 58 mm mod. LNA452N2B. Colore nero.
Tripolar switch 20 (10) A with fixing holes with 58 mm distance between centres mod. LNA452N2B. Black colour.



IN.117
Interruttore bipolare 10(6) A stabile mod. LEA202R
Stable bipolar switch 10(6) A mod. LEA202R

IN.118
Interruttore tripolare 10(6) A stabile mod. LFA203R
Stable three-pole switch 10(6) A mod. LFA203R



IN.551
Interruttore tripolare 10(6) A mod. LFA203RPT
Three-pole switch 10(6) A mod. LFA203RPT



IN.540
Interruttore bipolare 6(5) A con blocco in ON mod. LAA65311
Bipolar switch 6(5) A with block in ON mod. LAA65311



IN.542
Interruttore bipolare 6(5) A senza blocco mod. LAA65301
Bipolar switch 6(5) A without block mod. LAA65301



IN.544
Interruttore bipolare 6(5) A con sblocco in ON mod. LAA65331
Bipolar switch 6(5) A with unlock in ON mod. LAA65331

INTERRUTTORI ORIGINALI

ORIGINAL SWITCHES

AEG



IN.4614
Smerigliatrici / *Lapping machines*
WS1900 - W2300



IN.4616
Mini smerigliatrice angolare
Angle mini lapping machines
AG715 - M5 Step boox



IN.4618
Lucidatrici / *Floor polishers*
AGV17 - 180XC

BLACK&DECKER Elu DEWALT



IN.678
Trapani a batteria / *Battery-driven drills*



IN.698
Martello / *Hammer*
DW004

Rurmec



IN.4300
Miscelatori / *Blenders*
EV18 - EV23 - EV26 - EV12 - EV24



IN.4301
Miscelatori / *Blenders*
EV20 - EV21

INTERRUTTORI ORIGINALI

ORIGINAL SWITCHES

Makita



IN.5100 Smerigliatrice
Lapping machine
9029SF



IN.5101 Trapani a batteria
Battery-driven drill
6012HD



IN.5102 Trapani a batteria
Battery-driven drill
9207D - 6217



IN.5116
Martello / *Hammer*
8035NB



IN.5121 Smerigliatrice angolare *Angle grinder*
GA9000 - 9609B



IN.5128 Avvitatrici
Torque wrenches
IN ESAURIMENTO / *RUNNING OUT*



IN.5130 Smerigliatrice angolare
Angle grinder machine
GA4530 - GA2E - G1350



IN.5131
Martelli / *Hammers*
HM1201



IN.5132
Sega da traforo / *Digsaw*
4300BV - 4320



IN.5134
Martelli / *Hammers*
HR400C



IN.5135
Tassellatore / *Dowelling unit*
HR2020



IN.5136
Trapani / *Drills*
TG813ALB-2



IN.4401 Smerigliatrice
Lapping machine
JM100

INTERRUTTORI ORIGINALI

ORIGINAL SWITCHES

RUPES **Metabo**



IN.3112
Levigatrici / *Sanding machines*
BR5 - S073



IN.3113
Smerigliatrici-Levigatrici Lucidatrici
Lapping machines GM62 - CASTER



IN.3120
Trapani vari / *Various drills*



IN.3121
Aspirapolveri vari
Various vacuum-cleaners



IN.3122
Smerigliatrici / *Lapping machines*
GM62N



IN.3123 Mini smerigliatrice angolare
Angle mini lapping machine
BA5 - BA21 - BA215 - N.A. 220 volt



IN.3124
Mini smerigliatrice angolare
Angle mini lapping machine
BA215 B.T. - N.A. A48/72 volt



IN.3126
Cesoie / *Shear*
KU6872 - WBE500



IN.4173
Martelli / *Hammers*
BHE6045S

INTERRUTTORI ORIGINALI

ORIGINAL SWITCHES

HiKOKI



IN.802
Demolitore / *Wrecker Hammer*
G65SB



IN.803
Martelli / *Hammers*
DH24PC3 - DH24P3



IN.806
Trapani / *Drills*
DUT13 - VTB13A



IN.807
Smerigliatrice / *Lapping machine*
G23SF2



IN.808
Smerigliatrice / *Lapping Machine*
G23SR



IN.809
Martello / *Hammer*
DH35



IN.810
Martelli / *Hammers*
DH24PB2 - DH24PC2



IN.811
Trapani / *Drills*
DV20VB2 - DU18V

INTERRUTTORI ORIGINALI

ORIGINAL SWITCHES



IN.812
Martello / *Hammer*
DH50SA



IN.813
Trapano / *Drill*
FDV20V2



IN ESAURIMENTO
RUNNING OUT

IN.814
Motosega / *Chainsaw*
CS280



IN.815
Trapano / *Drill*
D13



IN.816
Smerigliatrice / *Lapping machine*
6238C N.T.



IN.817
Miscelatori UM 16V ST.
Mixer UM 16V ST.
6238C N.T.

INTERRUTTORI ORIGINALI

ORIGINAL SWITCHES

BOSCH



IN.4171
Trapani / *Drills*
GSB500RLE - PBA20RLE - GSB18-2RE



IN.4172
Smerigliatrici / *Lapping machines*
GSC165



IN.4173
Martelli / *Hammers*
GBA-40 - CSH5



IN.4174
Smerigliatrici / *Lapping machines*
GWS18-230 - GWS20-230



IN.4175
Smerigliatrice / *Lapping machine*
13U7



IN.4176
Trapani / *Drills*
GSB13CE - GSB16FR



IN ESAURIMENTO
RUNNING OUT

IN.4177
Avvitatori a batteria
Battery-driven torque wrenches
GSR12V - GSR14.4V



IN.4179
Trapani / *Drills*
GBH2SR - GBH-24DSR



IN.4181
Trapano / *Drill*
GSR14.4DE

INTERRUTTORI ORIGINALI

ORIGINAL SWITCHES



IN.4183
Mini smerigliatrice angolare
Angle mini lapping machine 1500C



IN.4184
Invertitore trapano / *Inverter drill*
GBM110 - GBM13 - GSH



IN.4185
Levigatrice / *Sander*
1180 - 1182



IN.4187
Martello / *Hammer*
USH27

RYOBI



IN.4401
Smerigliatrice / *Lapping machine*
JM100

INTERRUTTORI/DEVIATORI/PULSANTI (LUMINOSI E NON LUMINOSI)

SWITCHES/DEVIATORS/BUTTONS (WITH AND WITHOUT LIGHT)

IN.21/IN.22



IN.20



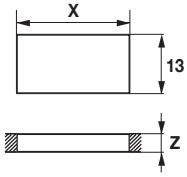

Z	X
0.75 - 1.25	19.20
1.25 - 2.00	19.40
2.00 - 3.00	19.60

IN.20 - Interruttore luminoso bipolare 12 A 250 VAC completo di cappuccio di protezione.
Bipolar switch 12 A 250 VAC with light and protection cap.

IN.21 - Deviatore bipolare non luminoso 12 A 250 VAC completo di cappuccio di protezione.
Bipolar deviator 12 A 250 VAC without light, with protection cap.

IN.22 - Pulsante bipolare non luminoso 12 A 250 VAC completo di cappuccio di protezione.
Bipolar button 12 A 250 VAC without light, with protection cap.

IN.24



IN.25/IN.26



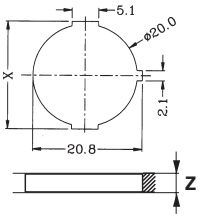

Z	X
0.75 - 1.25	20.30
1.25 - 2.00	20.80
2.00 - 3.00	21.10

IN.24 - Interruttore unipolare luminoso 12 A 250 VAC senza protezione.
Single-pole switch 12 A 250 VAC with light without protection.

IN.25 - Deviatore non luminoso 12 A 250 VAC senza protezione.
Deviator 12 A 250 VAC without light without protection.

IN.26 - Pulsante non luminoso 12 A 250 VAC senza protezione.
Button 12 A 250 VAC without light without protection.

IN.28/IN.29



IN.27



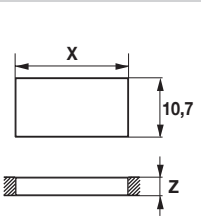

Z	X
0.75 - 1.25	30.30
1.25 - 2.00	30.50
2.00 - 3.00	30.70

IN.27 - Interruttore luminoso 12 A 250 VAC completo di cappuccio di protezione.
Switch 12 A 250 VAC with light and protection cap.

IN.28 - Deviatore non luminoso 12 A 250 VAC completo di cappuccio di protezione.
Deviator 12 A 250 VAC without light, with protection cap.

IN.29 - Pulsante non luminoso 12 A 250 VAC completo di cappuccio di protezione.
Button 12 A 250 VAC without light, with protection cap.

INTERRUTTORI/DEVIATORI/PULSANTI (LUMINOSI E NON LUMINOSI)

SWITCHES/DEVIATORS/BUTTONS (WITH AND WITHOUT LIGHT)

IN.31/IN.32



FB.02



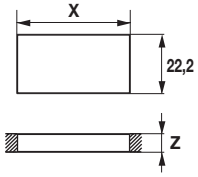

Z	X
0.75 - 1.25	19.20
1.25 - 2.00	19.40
2.00 - 3.00	19.60

IN.31 - Deviatore non luminoso 12 A 250 VAC completo di cappuccio di protezione.
Deviator 12 A 250 VAC without light with protection cap.

IN.32 - Pulsante non luminoso 12 A 250 VAC completo di cappuccio di protezione.
Button 12 A 250 VAC without light with protection cap.

FB.02 - Pulsante basculante 16A 250 VAC.
Swinging push-button 16A 250 VAC.

IN.34



IN.38



IN.39



IN.40C



IN.34 - Deviatore non luminoso 20 A 250 VAC.
Deviator 20 A 250 VAC without light.

IN.38 - Interruttore luminoso 20 A 250 VAC IP65.
Switch 20 A 250 VAC with light IP65.

IN.39 - Deviatore non luminoso 20 A 250 VAC.
Deviator 20 A 250 VAC without light.

IN.40C - Deviatore non luminoso stabile bipolare 16A 250 VAC.
Deviator 16A 250 VAC without light stable bipolar.

INTERRUTTORI LUMINOSI CON PROTEZIONE IN PVC

BACKLIGHTED SWITCHES WITH PVC PROTECTION



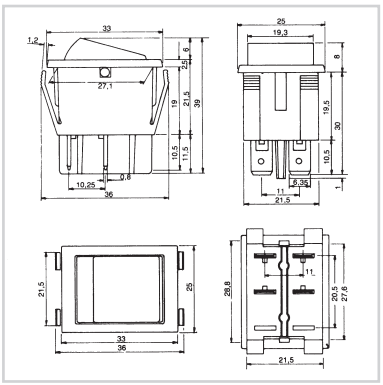

Interruttori bipolari 16A 250V in materiale termoplastico per piccoli elettrodomestici.

16A 250V bipolar switches in thermoplastic material for small electrical household appliances.

Articolo *Art.*	**Colore** *Colour*
IN.10R	Rosso / *Red*
IN.11V	Verde / *Green*
IN.12G	Giallo / *Yellow*



SI RIAVVOLGONO INDOTTI PER ELETTROUTENSILI DI TUTTE LE MARCHE E INDOTTI PER MOTORI IN CORRENTE CONTINUA DI QUALSIASI DIMENSIONE

WE WIND ARMATURES FOR ELECTRIC TOOLS OF ALL BRANDS AND ARMATURES FOR DC MOTORS OF ANY SIZE.

BATTERIE COMPATIBILI

COMPATIBLE BATTERIES

AEG



Articolo *Art.*	**BA.11**
Descrizione *Description*	10.8V - 1.5Ah Li-Ion
Batteria Originale *Original Battery*	L1215, 4932352095, 4932399988
Utensile Compatibile *Compatible Tool*	BS 12C2 Li, BS 12C Li, BSS 12C Li, BLL 12C, BS 12G, BSB 12G, BSS 12C, BWS 12C, FI 12



Articolo *Art.*	**BA.12**
Descrizione *Description*	12V - 2,0Ah NI-MH
Batteria Originale *Original Battery*	Sistema GBS, B1214 G, B 1215 R, B 1220 R, M 1230 R, 4932399696, 4932399697, 4932399698, 4932352532
Utensile Compatibile *Compatible Tool*	FL12, BS 12X, BSB 12 STX



Articolo *Art.*	**BA.13**
Descrizione *Description*	14.4V - 2.0Ah NI-MH
Batteria Originale *Original Battery*	B 1414 G, B 1415 R, B 1420 R, M 1430 R, L 1430 R, 4932399699, 4932399700, 4932399701, 4932399811, 4932352531
Utensile Compatibile *Compatible Tool*	FL14, BS 14 X, BSB 14 STX, BBM 14 STX, BSS 14



Articolo *Art.*	**BA.14**
Descrizione *Description*	18V - 2.0Ah NI-MH
Batteria Originale *Original Battery*	B 1820 R, M 1830 R, L1815R, L1830R, 4932399702, 4932399703, 4932399812
Utensile Compatibile *Compatible Tool*	BBM 18 STX, BKS 18, FL 18, BUS 18 X, BSB 18 STX, BHO 18, BST 18 X



Articolo *Art.*	**BA.17**
Descrizione *Description*	12V - 3.0Ah NI-MH
Batteria Originale *Original Battery*	B 12, BX 12, BF12, BXS 12, BXL 12, MX 12, MXS 12, MXL 12, AG-1204L, AG-1204N, AG-1204H, AG-1204MK, AG-1204MH, B1215, B1220
Utensile Compatibile *Compatible Tool*	PES12T, PES12TKompakt, PES12TOption, Loktor S12T Ni-MH, Loktor P12P, Loktor P12T, Loktor S12P, PES12T Flatpack, Loktor P12PX, Loktor S12PX, Loktor S12TX Ni-MH, BEST12X, SB2E12 Super Torque, SB2E12 SuperTorque, Best12X Super, Loktor P12TX, PEP12 TIP/2, PEP12T Ni-MH, SB2E12 Super Torque, SB2E 12T Super Torque, PAD12, PJX12PP/1, PCG12, PSM12PP/1, PSG12PP, PN12PP, PCS12T, PPS12PP, PAS12PP, BEST 12X, PLD 12X



Articolo *Art.*	**BA.18**
Descrizione *Description*	14.4V - 2.0Ah NI-MH
Batteria Originale *Original Battery*	B14.4, BX 14.4, BXS 14.4, BXL 14.4, MX 14.4, MXS 14.4, MXL 14.4, B1415, B1420
Utensile Compatibile *Compatible Tool*	P14.4T, LoktorS14.4T, LoktorS14.4TNi-MH, LoktorS14.4t TX Ni-MH, LoktorP14.4T, LoktorBDSE 14.4T SuperTorque, BS2E14.4T, SB2E14.4T SuperTorque, Loktor P14.4TX, PES14.4T, PES14.4T Ni-MH, PSG14.4PP, PPS 14.4PP, PN14.4PP, PJX 14.4 PP, PSB2E 14.4T Super T.

BATTERIE COMPATIBILI

COMPATIBLE BATTERIES

AEG **BOSCH**



Articolo *Art.*	**BB.101**
Descrizione *Description*	9.6V - 2.0Ah NI-MH
Batteria Originale *Original Battery*	2607335035, 2607335037, 2607335072, 2607335089, 2607335109, 2607335118, 2607335142, 2607335144, 2607335149, 2607335152, 2607335171, 2607335230, 2607335241, 2607335254, 2607335469, 2610910400, 2607336143
Utensile Compatibile *Compatible Tool*	GBM9, 6VES-2, PBM9 6VES-2, GSB9, 6VES-2PSB9, 6VES-2, PSB9, 6VES-2, PSB9, 6VSP-2 /VET, GSR9, 6VE / VES / VET, GSR9, 6VES-2, Ve-2, VPE-2, PSR9, 6VES-2, GDR90, PDR80, GBM 9,6 V, GDR 9,6 V, GSB 9,6 V, GSR 9,6 V Professional, PDR 9,6 V, PSR 9,6 V, PSB 9,6 V



Articolo *Art.*	**BB.102**
Descrizione *Description*	9.6V - 2.0Ah NI-MH
Batteria Originale *Original Battery*	2607335272, 2607335373, 2607335260, 2607335271, 2607335373, 260700180, 2607335414, 2607335453, 2607335461, 2607335469, 2607335539, 2607335707, 2607335682, 2607335674, 2607335540, 2607335524, 2607335529, 2607335439
Utensile Compatibile *Compatible Tool*	GSR9,6 VE-2, PSR 9,6 VE-2, PSR 960, GDR9, 6V, SDI96, PLI 9,6V, PAG 9,6V, GDR9,6V



Articolo *Art.*	**BB.103**	**BB.104**
Descrizione *Description*	10.8V - 1.5Ah Li-Ion	10.8V - 4.0Ah Li-Ion
Batteria Originale *Original Battery*	2607336014, 2607336013, 2607336027, 1600Z0002W, 1600Z0002X, 1600Z0002Y, 1600A004ZL, 2607336333	
Utensile Compatibile *Compatible Tool*	GSR 10,8V - LI, GSR 10,8-2-LI, GWI 10,8 V-LI, GOP 10,8 V-LI, GSC 10,8 V-LI, GDR 10,8-LI	



Articolo *Art.*	**BB.106**
Descrizione *Description*	12V - 2.0Ah NI-MH
Batteria Originale *Original Battery*	2607335054, 2607335055, 2607335071, 2607335081, 2607335090, 2607335108, 2607335107, 2607335143, 2607335145, 2607335148, 2607335151, 2607335172, 2607335185, 2607335243, 2607335244, 2607335250, 2607335376, 2607335378, 2607335471, 2610910405 Skil= BAT011, BH1214L, BH1214N, BH1214H, BH1214MH
Utensile Compatibile *Compatible Tool*	GBM12VES-2, GSB12VEP-2, PSB12VSP-2, ASG52, AHS4Accu, AHS3Accu, GSR12VES-2, VE-2, GSR12VE-2, GSR12VPE-2, PSR12VES 2GSR12VPE-2, GSR12VET



Articolo *Art.*	**BB.107**	**BB.108**
Descrizione *Description*	12V - 2.0Ah NI-MH	12V - 3.0Ah NI-MH
Batteria Originale *Original Battery*	2607335249, 2607335261, 2607335262, 2607335273, 2607335274, 2607335374, 2607335375, 2607335395, 2607335414, 2607335415, 2607335416, 2607335429, 2607335430, 2607335454, 2607335455, 2607335463, 2607335471, 2607335487, 2607335541, 2607335542, 2607355531, 2607335555, 2607335697, 2607335709, 2607335692, 2607335684, 2607335676, 2607335526, 2607335683, 2607335531, 2607335675, 2607335741, 2607335691	
Utensile Compatibile *Compatible Tool*	GSR12VE-2, GSB12VE-2, PSR12VE-2, PSB12VE-2, PSR12, PSR 12-2, PSR1200, BACS12V, Pompa pneumatica PAG12V, Lampade GLI 12V, PLI 12V	

BATTERIE COMPATIBILI

COMPATIBLE BATTERIES

BOSCH **DEWALT - ELU**



Articolo *Art.*	**BB.109**	**BB.110**
Descrizione *Description*	14.4V - 2.0Ah NI-MH	14.4V - 3.0Ah NI-MH
Batteria Originale *Original Battery*	2610909013, 2607335263, 2607335264, 2607335275, 2607335276, 2607335385, 2607335382, 2607335397, 2607335417, 2607335685, 2607335418, 2607335431, 2607335432, 2607335489, 2607335521, 2607335533, 2607335557, 2607335678, 2607335694, 2607335686, 2607335534, 2607335528, 2607335711, 2607335693	
Utensile Compatibile *Compatible Tool*	GSR 14,4V, GSR 14,4VE-2, PSR 14,4, GLI 14,4, GSB 14,4 VE-2, PSB 14,4V, GDS 14,4V, GDR 14,4V, G H O 14,4V, GST 14,4V, GWS 14,4V, PAG14,4, PKS 14,4V	



Articolo *Art.*	**BB.111**
Descrizione *Description*	14.4V - 4.0Ah Li-Ion
Batteria Originale *Original Battery*	2607336150, 2607336077, 2607336078, 2607336223, 2607336224, 1600Z00030, 1600Z00031, 1600Z00032, 1600Z00033, 2607336799, 2607336085
Utensile Compatibile *Compatible Tool*	GSR 14,4-2-LI, GSB 14,4-2-LI, GSR 14,4 V-LI, GDR 14,4 V-LI MF, GSR 14,4 VE-2-LI, GSB 14,4 VE-2-LI, GDS 14,4 V-LI, GDR 14,4 V-LI



Articolo *Art.*	**BB.112**
Descrizione *Description*	18V - 3.0Ah NI-MH
Batteria Originale *Original Battery*	2610909020, 2607335265, 2607335266, 2607335277, 2607335278, 2607335401, 2607335535, 2607335559, 2607335680, 2607335687, 2607335688, 2607335696, 2607335536 Skil= B-8229, BAT025, BAT026, BAT180, BAT181, BH-1824, BH-1824H
Utensile Compatibile *Compatible Tool*	GHO18V, GLI18V, GKS18VN, GST18V, GSB18VE-2, GSR18VE-2, PSB 18VE2BAT, PSB 18VE-2, PSR18VE-2



Articolo *Art.*	**BB.113**	**BB.114**
Descrizione *Description*	18V - 4.0Ah Li-Ion	18V - 6.0Ah Li-Ion
Batteria Originale *Original Battery*	2607336170, 2607336091, 2607336092, 2607336236, 2607336235, 2607336169, 1600Z00035, 1600Z00036, 1600Z00037, 1600Z00038, 2607336815, 2607336803, 2607337069, 1600A002U5	
Utensile Compatibile *Compatible Tool*	GSR 18-2-LI, GSB 18-2-LI, GSR 18 V-LI, GDR 18 V-LI MF, GSR 18 VE-2-LI, GSB 18 VE-2-LI, GKS 18 V-LI, GSA 18 V-LI, GDS 18 V-LI, GBH 18 V-LI, GDR 18 V-LI, GWS 18 V-LI	



Articolo *Art.*	**BB.115**	**BB.116**
Descrizione *Description*	24V - 2.0Ah NI-MH	24V - 3.0Ah NI-MH
Batteria Originale *Original Battery*	2607335268, 2607335279, 2607335280, 2607335445, 2607335446, 2607335448, 2607335509, 2607335510, 2607335537, 2607335538, 2607335561, 2607335562, 2607335637, 2607335645, 2607335447	
Utensile Compatibile *Compatible Tool*	GBH 24 V, GBH 24 VF, GSR 24 VE-2, PSB 24, GSB 24 VE-2, GKS 24 V, GSA 24VE, GLI 24 V, PLI 24 V, GML 24 V-CD, GML 24 V	



Articolo *Art.*	**BB.117**
Descrizione *Description*	24V - 2.0Ah NI-MH
Batteria Originale *Original Battery*	2607335082, 2607335083, 2607335097, 2607335098, 2607335163, 2607335190, 2607335192, 2607335216, 2607335215, 2607335223
Utensile Compatibile *Compatible Tool*	GBH24VRE, GBH24VFR, BACHD24V (Berner)



Articolo *Art.*	**BB.118**
Descrizione *Description*	36V - 4.0Ah Li-Ion
Batteria Originale *Original Battery*	2607336002, 2607336003, 2607336107, 2607336004, 2607336108, 2607336173, 1600Z0003B, 1600Z0003C, 2607336069, 2607336915
Utensile Compatibile *Compatible Tool*	GSB 36 V-LI, GSR 36 V-LI, GBH 36 V-LI, GBH 36 VF-LI, GKS 36 V-LI, GSA 36 V-LI



Articolo *Art.*	**BD.200**
Descrizione *Description*	9.6V - 2.0Ah NI-MH
Batteria Originale *Original Battery*	DE9036, DW9061, DE9062, DW9062, DE-964, DE-964, BTP1056 , A9251, PS120, 246536
Utensile Compatibile *Compatible Tool*	DW902, DW911, DW913, DW921, DW926, DW926K-2, DW955K, DW55K2, DW050K-2, DW967K, BSA34KA, BSA33KA, DW 902, DW913

BATTERIE COMPATIBILI

COMPATIBLE BATTERIES

DEWALT - ELU



Articolo *Art.*	**BD.202**
Descrizione *Description*	10.8V - 1.5Ah Li-Ion
Batteria Originale *Original Battery*	DCB120, DCB121, DCB123, DCD743, DCB125
Utensile Compatibile *Compatible Tool*	DCD710S2, DCF610S2, DCF815S2, DCF813S2, DCL510N, DT7965, DCT414S1, DCT410S1



Articolo *Art.*	**BD.204**	**BD.206**
Descrizione *Description*	12V - 2.0Ah NI-MH	12V - 3.0Ah NI-MH
Batteria Originale *Original Battery*	DW9071, DW9072, DE9074, DW9074, DE9037, DE9075, DC9071, DE9071, DW9072, B-8235, BPT1007, DE9501, 12v XR	
Utensile Compatibile *Compatible Tool*	DW052K2, DW053K2,H, DW915, DW904, DC980KA,B, DC756KA, B, DC727KA, DC740KA, DC981KA, B, DW965K, DW979K2, DC011, DC010, DC500, DW077K, DW076K H, DCD945B2	



Articolo *Art.*	**BD.210**
Descrizione *Description*	12V - 3.0Ah NI-MH
Batteria Originale *Original Battery*	DW9071, DW9072, DE9074, DW9074, DE9037, DE9075, DC9071, DE9071, DW9072, B-8235, BPT1007, DE9501, 12v XR
Utensile Compatibile *Compatible Tool*	DW052K2, DW053K2,H, DW915, DW904, DC980KA,B, DC756KA, B, DC727KA, DC740KA, DC981KA, B, DW965K, DW979K2, DC011, DC010, DC500, DW077K, DW076K H, DCD945B2



Articolo *Art.*	**BD.212**
Descrizione *Description*	14.4V - 3.0Ah Li-Ion
Batteria Originale *Original Battery*	DCB140, DCB141, DCB145
Utensile Compatibile *Compatible Tool*	DCD730C2, DCD730L2, DCD735C2, DCD735L2, DCD931L2, DCD936L2, DCF835C2, DCF835L2, DCL030, DCS320L2, DCD732D2



Articolo *Art.*	**BD.214**	**BD.216**
Descrizione *Description*	18V - 2.0Ah NI-MH	18V - 3.0Ah NI-MH
Batteria Originale *Original Battery*	DC9096 XR, DW9095 XR2, DW9095, DW9096, DE9096, DE9095, DE9098, DE9503, DE9098, DW9098, W9095, DE9039, DE-1804, PS 145, PS145, BTP1055, 18v XR, A9282	
Utensile Compatibile *Compatible Tool*	DW056N, DW057N, DW988K2, DW989K2, DW989K2H, BSA82KA, DW987K2, DW929K2, DW987K2H, DW956K2, DC527, DW908, DW919, DC380N, DW938K, DC410N, DW 960, DC390N, DW936, DW934K2, DW934, DW933K, DC330N, DW999K2, DW999K2H, DC515N, DC618KN, DC520N	



Articolo *Art.*	**BD.218**
Descrizione *Description*	18V - 4.0Ah Li-Ion
Batteria Originale *Original Battery*	DCB180, DCB181, DCB182, DCB183, DCB184, DCB185
Utensile Compatibile *Compatible Tool*	DCD780C2, DCD780L2, DCD785C2, DCD785L2, DCD980L2, DCD985L2, DCF885C2, DCF885L2, DCL040, DCS380L2, DCS391L2, DCH213L2, DCH214L2



Articolo *Art.*	**BD.220**
Descrizione *Description*	24V - 2.0Ah NI-MH
Batteria Originale *Original Battery*	DW0240, DE0240, DW 0240, DE-2404, XR Pack DE0242 , DW0242, DE0243, DW0243, DE0241, DW0241
Utensile Compatibile *Compatible Tool*	DW006KH, DW006K, SBA91K, DW004K2, DW004K2H, DC224KB, DC223KA, DC222KA, DC224KA, BHA24K, DW005K2H, DW005K2C, DW007K, DW007KH, MHA24K, DW008KH, DW008K, DW017N, DW017K2

BATTERIE COMPATIBILI

COMPATIBLE BATTERIES

FESTOOL



Articolo *Art.*	**BF.306**
Descrizione *Description*	10.8V - 2.6Ah Li-Ion
Batteria Originale *Original Battery*	BP-XS 2.6, 500184
Utensile Compatibile *Compatible Tool*	Serie CXS e TXS, CXS Li 2,6-Plus, CXS Li 2,6-Set, TXS Li 2,6-Plus, TXS Li 2,6-Set



Articolo *Art.*	**BF.309**
Descrizione *Description*	12V - 2.0Ah NI-MH
Batteria Originale *Original Battery*	BPH12T, BP12T, FS1204, 489003, 489731, 489003
Utensile Compatibile *Compatible Tool*	TDD12, TDD 12 FX, TDD12FX, TDD 12 ES, TDD12MH, 491360, 488480, 490593, 489729, 490020, 490364



Articolo *Art.*	**BF.312**
Descrizione *Description*	12V - 2.0Ah NI-MH
Batteria Originale *Original Battery*	BPS12, BPS12s, BPS12C, FS1214, 491821, 492268, 493348, 492269, 491823
Utensile Compatibile *Compatible Tool*	TDK12, C12, 492136, 492572, 491246



Articolo *Art.*	**BF.315**
Descrizione *Description*	12V - 2.0Ah NI-MH
Batteria Originale *Original Battery*	BP12C, BPH12C, FS1224, 487701, 488438, 489728, 487512
Utensile Compatibile *Compatible Tool*	CCD12, CCD12v, CCD12ES, CCD 12 ES, CCD 12 ES-C, CCD12ES-C, CCD 12 FX, CCD12MH, 488844, 489824, 490359, 491150, 490358, 486831, 489073, 489823, 490889, 490592, 489726, 489825,490360



Articolo *Art.*	**BF.321**
Descrizione *Description*	15.6V - 2.0Ah NI-MH
Batteria Originale *Original Battery*	BPS15.6, 492268, 491823, 492269, 491821, FS1574
Utensile Compatibile *Compatible Tool*	TDK 15.6, 490523



Articolo *Art.*	**BF.324**
Descrizione *Description*	18V - 5.0Ah Li-Ion
Batteria Originale *Original Battery*	BP 18 Li 3,1 C, BP 18 Li 5,2 AS, BP 18 Li 5,2 ASI, BP 18 Li 6,2 AS, BP 18 Li 6,2 ASI
Utensile Compatibile *Compatible Tool*	Tutta la serie di utensili 18V Li, ISC 240, HKC 55, TSC 55, BHC 18, DRC 18, C 18, T18+3, PDC 18, DWC 18-2500, DWC 18-4500, PSC 420, PSBC 420

BATTERIE COMPATIBILI

COMPATIBLE BATTERIES

GESIPA **HILTI**



Articolo *Art.*	**BG.1300**
Descrizione *Description*	12V - 3.0Ah NI-MH
Batteria Originale *Original Battery*	-
Utensile Compatibile *Compatible Tool*	ACCUBIRD, POWERBIRD, FIREBIRD, PUNCHBIRD, CPT12/2 EHD, CPT12 Electronic



Articolo *Art.*	**BG.1400**	**BG.1500**
Descrizione *Description*	14.4V - 2.0Ah Li-Ion	14.4V - 3.0Ah Li-Ion
Batteria Originale *Original Battery*	725-1045, 725-1049	
Utensile Compatibile *Compatible Tool*	ACCUBIRD, POWERBIRD, FIREBIRD, PUNCHBIRD, CPT12/2 EHD, CPT12 Electronic	



Articolo *Art.*	**BH.400**
Descrizione *Description*	10.8V - 2.0Ah Li-Ion
Batteria Originale *Original Battery*	B12/2.6, 2077976
Utensile Compatibile *Compatible Tool*	SF 2-A, SID 2-A, SFD 2-A



Articolo *Art.*	**BH.404**
Descrizione *Description*	14.4V - 3.0Ah Li-Ion
Batteria Originale *Original Battery*	B144, 00273114
Utensile Compatibile *Compatible Tool*	SFC 144-A, SFH 144-A, SF 144-A, SID 144-A, SIW 144-A



Articolo *Art.*	**BH.408**
Descrizione *Description*	14.4V - 4.0Ah Li-Ion
Batteria Originale *Original Battery*	B14, 426174, 426175
Utensile Compatibile *Compatible Tool*	SID 14-A, SIW 14-A, SFC 14-A, SFH 14-A, SF 14-A



Articolo *Art.*	**BH.412**
Descrizione *Description*	21.6V - 4.0Ah Li-Ion
Batteria Originale *Original Battery*	B22, 426177, 2007431
Utensile Compatibile *Compatible Tool*	AG 125-A22, SIW 22-A, ST 1800-A22, SFC-22A, SID-22A, WSR 22-A, TE 2-A22, TE 4-A22, SCW 22-A, SFL 22A, HDE 500-A22, SD 5000-A22, SCM 22-A, SF 22-A, SFH 22-A



Articolo *Art.*	**BH.416**
Descrizione *Description*	36V - 3.0Ah Li-Ion
Batteria Originale *Original Battery*	B36/3.0, 418009, B 36/6.0, 2018896
Utensile Compatibile *Compatible Tool*	TE 6-A36, TE 6-A Li, WSR 36-A, SFL 36-A, TE-30-A36



Articolo *Art.*	**BH.420**	**BH.424**
Descrizione *Description*	36V - 4.5Ah Li-Ion	36V - 7.5Ah Li-Ion
Batteria Originale *Original Battery*	B 36/3.9, 401594	
Utensile Compatibile *Compatible Tool*	SFL 36-A, WSC 70-A, WSC 7.25-A, TE 7-A	

BATTERIE COMPATIBILI

COMPATIBLE BATTERIES

HIKOKI **HITACHI**



Articolo *Art.*	**BHH.500**
Descrizione *Description*	9.6V - 2.0Ah NI-MH
Batteria Originale *Original Battery*	EB9, EB9S, EB9B, EB9H, EB9M, EB912S, EB914, EB914S, EB926H, EB930H, FEB9, HH964, 320-625, 310-377, 310-451, 310-455, 318-368, 324-288, 323-225
Utensile Compatibile *Compatible Tool*	D10DD, D10DG/K-S, D10DH, D10DF2, D10DJ, DS10DT, DS10DV, DS10DV2, DS9DVA, DS10DV2/H, D10DG, DS9DVB, WH8DC, WH8DC2, WH8DH, CL10D, UB12D, DN10DY, WH8DYA, DS9DVF2, DS9DVF3, DS9DVB2, WH9DM2



Articolo *Art.*	**BHH.520**
Descrizione *Description*	14.4V - 3.0Ah NI-MH
Batteria Originale *Original Battery*	EB14B, EB14S, EB14H, EB1412, EB1412S, EB1414, EB1414S, EB1424, EB1426, EB1426H, EB1430, EB1430H, EB1430H2, HH1444, 315-128, 315-129, 315-130, 315-55 2, 316-552, 316-953, 318-372, 319-933, 320-881, 322-633, BCC1412
Utensile Compatibile *Compatible Tool*	DH20DV, DE14DVA, DS14, DS14DMR, DS14DV, DS14DVA, DS14DVB, DS14DVB (2HFK), DS14DVF, DS14DVF3, DS14 Set (2SSX), DS14, DS14DV (2BFK), DS14DVA, DVF2, DV14DV, WH14DA, WH14DH, WH14DM, WH14DMB, WH14DMR, WR14DM, WR14DMB, WR14DM, WR14DH, WR14DH (BFK), UB18D, UB18DR, DS14DVC



Articolo *Art.*	**BHH.530**
Descrizione *Description*	14.4V - 4.0Ah Li-Ion
Batteria Originale *Original Battery*	BSL1430, BSL1415X
Utensile Compatibile *Compatible Tool*	C14DSL, CD14DSL, CJ14DSL, CK14DSC, CL14DSL, CR14DSL, DH14DSL, DS14DSL, DV14DSL, FWH14DSL, G14DSL, RB14DSL, WH14DBAL, WH14DBL, WH14DCL, WP14DSL, WR14DSL, WH14DSL, DS14DBL, DS14DSAL, WH14DSAL, R14DSL, UB14DAL, UB14DSL



Articolo *Art.*	**BHH.535**
Descrizione *Description*	18V - 3.0Ah NI-MH
Batteria Originale *Original Battery*	EB18B, EB1812S, EB1820, EB1830H, EB1826HL, EB1814SL, EB1820L, HH1804, 317327, 319-764, 319-762, 319-763, 319-765
Utensile Compatibile *Compatible Tool*	C6DC, C6DC2, C6DD (BFK), C6DD, CR18DV, DS18DVB, DS18DVBR, DV18DV, KC18DA, UB18D, DS18DVF3, DS18DVB2, DS18DMR, DV18DMR



Articolo *Art.*	**BHH.505**
Descrizione *Description*	10.8V - 1.5Ah Li-Ion
Batteria Originale *Original Battery*	BCL1015
Utensile Compatibile *Compatible Tool*	DS10DFL, CG10DL, CH10DL, CR10DL, DB10DL, FCG10DL, FCH10DL, FCR10DL, FDB10DL, FWH10DCL, FWH10DL, UB10DL, WH10DCL, WH10DL, GP10DL, UR10DL, CJ10DL, DS10DFL, WH10DFL



Articolo *Art.*	**BHH.515**
Descrizione *Description*	12V - 2.0Ah NI-MH
Batteria Originale *Original Battery*	EB1220BL, EB1214S, EB1214L, EB1226HL, EB1230HL, EB1233X, BCC1215, BCC1212
Utensile Compatibile *Compatible Tool*	DF12DVF3, DS12DVF3, DS12DM, DN12DY, WH12DMR, WR12DMR, DS12DVB2



Articolo *Art.*	**BHH.525**
Descrizione *Description*	14.4V - 3.0Ah Li-Ion
Batteria Originale *Original Battery*	BCL1415, BCL1430
Utensile Compatibile *Compatible Tool*	DS14DFL, DS14DL, DV14DCL, DV14DL, DH14DL, CJ14DL, G14DL, WH14DL, WR14DL, DS14DCL, R14DL, WH14DCAL, RB14DL

BATTERIE COMPATIBILI

COMPATIBLE BATTERIES

HIKOKI - HITACHI



Articolo *Art.*	**BHH.540**
Descrizione *Description*	18V - 3.0Ah Li-Ion
Batteria Originale *Original Battery*	BCL1815, EBM1830, BCL1830
Utensile Compatibile *Compatible Tool*	DV18DCL, DV18DCL2, DS18DL, DS18DCL, DV18DL, DH18DL, CJ18DL, G18DL, C18DL, CR18DL, WH18DL, WR18DL, R18DL, DS18DFL, DV18DCL, RB18DL, UB18D, UB18DL



Articolo *Art.*	**BHH.555**
Descrizione *Description*	25.2V - 3.0Ah Li-Ion
Batteria Originale *Original Battery*	BSL2530
Utensile Compatibile *Compatible Tool*	DH25DL, DH25DAL



Articolo *Art.*	**BM.594**
Descrizione *Description*	7.2V - 2.0Ah NI-MH
Batteria Originale *Original Battery*	7000, 7002, 7033, 7034, 632002-4, 632003-2
Utensile Compatibile *Compatible Tool*	6710DW , 6010DWK, 6012DWK, 6015DWK, 6016DW, 6017DWDE, 6018DWDE, 6019DWE, 6071DWK, 6073DWK, 6075DW, 6172DW, DA301DW, 6018DWBE, 6017DWBE, 6019DWBE, 6072DWK, 6900DW, 4390DW, 3700D, 4190DW, ML900, ML901, ML701, ML702, UM104 DW, UM1691D,UM1690DW, 4073D, 903DW, 4300DW, 4307D, 6912DW, DA301DW, DA391DW, DA302D, DA302DWD, DA390DW, 9500DW



Articolo *Art.*	**BM.612**
Descrizione *Description*	9.6V - 2.0Ah NI-MH
Batteria Originale *Original Battery*	9000, 9002, 9033, 9600, 192696-2, 632007-4, 191681-2
Utensile Compatibile *Compatible Tool*	6891DW, 6503DWD, 903DW, DA 390DW, DA391DW, 6012HDW, 6092DW, 6093DW, 6094DW, 6095DW, 6096DWD, 4390DW, 4190DW, ML900, ML902, 6900DW, 6912DW, UM1691D, UM1690DW, 8400DW, 4093D, 4300DW, 4190DW

MAKITA



Articolo *Art.*	**BHH.545**
Descrizione *Description*	18V - 4.0Ah Li-Ion
Batteria Originale *Original Battery*	BSL1815X, BSL1830, BSL1840
Utensile Compatibile *Compatible Tool*	DS18DSL, DS18DSAL, DS18DBL, DV18DSL, DH18DSL, WH18DSL, WH18DSAL, G18DSL, C18DSL, CJ18DSL, CR18DSL, RB18DSL, R18DSL, UB18DSL, UB18DAL, UR18DSL



Articolo *Art.*	**BHH.560**
Descrizione *Description*	36V - 2.7Ah Li-Ion
Batteria Originale *Original Battery*	BSL3626
Utensile Compatibile *Compatible Tool*	DH36DL, DH36DAL



Articolo *Art.*	**BM.606**
Descrizione *Description*	7.2V - 1.5Ah Li-Ion
Batteria Originale *Original Battery*	BL7010
Utensile Compatibile *Compatible Tool*	TD020DSE, DF010DSE

BATTERIE COMPATIBILI

COMPATIBLE BATTERIES

MAKITA



Articolo *Art.*	**BM.618**
Descrizione *Description*	9.6V - 2.0Ah NI-MH
Batteria Originale *Original Battery*	9120, 9122, 9133, 9134, 9135, 192638-6, 192697-A, 193156-7, 192595-8, 192596-6, 193137-1, 102596-6, PA9
Utensile Compatibile *Compatible Tool*	6204DWDE, 6207DWDE, 6226DWE, 6222DWE, 6204DWAL, 6260DWE, 6503DWD, 6990DWD, 6992DWD, 6908DWA, ML903, ML121, ML122, 6908DWB, DA392DWD, DA392DZ



Articolo *Art.*	**BM.624**
Descrizione *Description*	10.8V - 1.5Ah Li-Ion
Batteria Originale *Original Battery*	BL1013
Utensile Compatibile *Compatible Tool*	TD090DWE, DF030DWE, DF330DWE



Articolo *Art.*	**BM.636**
Descrizione *Description*	10.8V - 5.0Ah Li-Ion
Batteria Originale *Original Battery*	BL1015B, BL1020B, BL1021B, BL1040B, BL1041B
Utensile Compatibile *Compatible Tool*	DF031DWAE, DF031DZ, DF032DS, DF331DWAE, DF331DZ, DF332DS, HP331DWAE, HP331DZ, HP332DS, HS301DWAE, HS301DZ, JR103DZ, JR105DWAE, JR105DZ, TD110DWAE, TD110DZ JR103DWAE, TD111DS



Articolo *Art.*	**BM.648**	**BM.654**
Descrizione *Description*	12V - 2.0Ah NI-MH	12V - 3.0Ah NI-MH
Batteria Originale *Original Battery*	1220, 1222, 1233, 1234, 1235, 1235F, 192597-4, 193100-4, 192598-2, 192681-5, 192698-8, B-8257, BPT1016, PA12	
Utensile Compatibile *Compatible Tool*	6223DWE, 6227DWE, 6270DWAE, 6280DWAE, 6314DWDE, 6216DWFE, 6316DWFE, 6214DWDE, 6214DWAE, 6319DWFE, 6339DWFE, 6349DWFE, 6216DWAE, 6316DWAE, 6317DWDE, 6216DWDE, 6316DWDE, 6217DWDE, 6317DWDE, 6319DWFE, 6992DWD, 6918DWD, 6916DWD, 6934FDWDE, 8413DWD, 8414DWFE, UCE120DWDE, ML121, ML120, ML122, 4331DWD, 1050DWBE, 1050DWA, DA312DWD, 6835DWB, 6835DWD, 6960DWD, 6960DWD, UB120DWB, UB121DZ, 4191DWD, 8270DW	



Articolo *Art.*	**BM.666**	**BM.672**
Descrizione *Description*	14.4V - 2.0Ah NI-MH	14.4V - 3.0Ah NI-MH
Batteria Originale *Original Battery*	1420, 1422, 1433, 1434, 1435, 192600-1, 192699-A, 193158-3, 193159-1, 194157-8, 193782-2, B-8258, BPT1017, PA14	
Utensile Compatibile *Compatible Tool*	6228DWE, 6328DWE, 6336DWAE, 6336DWDE, 6337DWDE, 6280DWALE, 6281DWPE, 6339DWFE, 8280DWAE, 8434DEFE, 8433DWDE, 8433DWD, 6932FDWDE, 6934FDWDE, 6935FDWDE, ML140, 4333DWD, JR140DWD, 1051DWD, 4033DZ	



Articolo *Art.*	**BM.678**
Descrizione *Description*	14.4V - 3.0Ah NI-MH
Batteria Originale *Original Battery*	BH1420, BH1433, 193352-7, 193351-9, 193354-3, 193355-1, MK-1475MH, MK1475, MAKSTAR
Utensile Compatibile *Compatible Tool*	BFL300FZ, BFL400FZ, BTD150, BTD150SA, BTD150SAE, BTD150SJ, BTD150SJE, BTW150, BTW150S, BTW150SA, BTW150SAE, BTW150SJ, BTW151SA, BTW151SJ, BTW151SJE

BATTERIE COMPATIBILI

COMPATIBLE BATTERIES

MAKITA **MAXREBAR** **METABO**



Articolo *Art.*	**BM.684**
Descrizione *Description*	14.4V - 4.0Ah Li-Ion
Batteria Originale *Original Battery*	BL1430, BL1415
Utensile Compatibile *Compatible Tool*	BCS550RFE, BDA340RFE, BDA341RFE, BDF440RFE, BDF440SFE, BDF441RFE, BDF441SFE, BDF442RFE, BFL300FZ, BFL400FZ, BFR440SFE, BFR540RFE, BFS440RFE, BGA450RFE, BHP440RFE, BHP440SFE, BHP441RFE, BHP442RFE, BHR162DFE, BHR162RFE, BJR141RFE, BJV140RFE, BML145, BPT350RFE, BSS500RFE, BST220RFE, BTD130FRFE, BTD130FSFE, BTD132FRFE, BTD133RFE, BTD150SJ, BTL060RFE, BTP130RFE, BTS130RFE, BTS130SFE, BTW150SJ, BTW151Z, BTW250RFE, BUC121RFE



Articolo *Art.*	**BM.690**
Descrizione *Description*	18V - 3.0Ah NI-MH
Batteria Originale *Original Battery*	1822, 1833, 1834, 1835, B-8259, 193102-0, 193061-8, 193783-0, 193140-2, 192826-5, 192827.3, 192829-9, 193159-1, BPT1018, MK1804, MK-1804
Utensile Compatibile *Compatible Tool*	6343DWFE, 6347DWDE, 6349DWFE, 8444DWFE, 8443DWF, 6936FDWDE, ML180, 4334DWF, JR180DWF, LS800DWBE, 5621RDWDE, UB181DZ, 4334DWF



Articolo *Art.*	**BM.696**
Descrizione *Description*	18V - 5.0Ah Li-Ion
Batteria Originale *Original Battery*	BL1830, BL1815, BL1840
Utensile Compatibile *Compatible Tool*	BCS550RFE, BDA350RFE, BDA351RFE, BDF451RFE, BDF452RFE, BFR550RFE, BFS450RFE, BGA452RFE, BHP451RFE, BHP452RFE, BHR202RFE, BHR241RFE, BJR182RFE, BJV180RFE, BML185, BSS501RFE, BSS611RFE, BST221RFE, BTD140RFE, BTD145RFE, BTL061RFE, BTW251RFE, BTW450RFE, BUC122RFE, BVR350RFE



Articolo *Art.*	**BM.708**
Descrizione *Description*	24V - 3.0Ah NI-MH
Batteria Originale *Original Battery*	B2417, BH2420, BH2430, BH2433
Utensile Compatibile *Compatible Tool*	BDF460, BDF460SF, BDF460SHE, BDF460SJE, BDF460WAE, BHP460, BHP460SF, BHP460SH, BHP460SHE, BHP460SJE, BHP460WAE, BHR200, BHR200SAE, BHR200SFE, BHR200SHE, BHR200SJEP, BHR200WAE, BJR240, BJR240SF, BJR240SFE, BJR240SHE, BJR240SJE, BJR240WAE, BLS712, BLS712SFK, BLS820, BLS820SF, BLS820SFK, BSR730SJE, BSR730WAE, BSS730, BSS730SHK, BTD200, BTD200SH, BTD200SJE, BTD200WA, BTW200, BTW200SF, BTW200SH, BTW200SJE, BTW200WAE, DF460SH, DK2401HF, DK2402HF, DK2403HF, DK2404HF, DK2405HF, BML240



Articolo *Art.*	**BMR.808**
Descrizione *Description*	14.4V - 4.0Ah LI-ION
Batteria Originale *Original Battery*	JPL914
Utensile Compatibile *Compatible Tool*	RB217, RB397, RB517



Articolo *Art.*	**BME.707**
Descrizione *Description*	12V - 2.0Ah NI-MH
Batteria Originale *Original Battery*	6.25473, 6.25474, 6.25479, 6.25486
Utensile Compatibile *Compatible Tool*	BZ 12 SP, BS 12 SP, BSZ 12, BSZ 12 Impuls, BSZ Li Partner edition, BSZ 12 Premium, SSP 12, ULA 9.6-18



Articolo *Art.*	**BME.700**
Descrizione *Description*	12V - 2.0Ah NI-MH
Batteria Originale *Original Battery*	6.31737, 6.31729, 6.31748, 6.31747, 6.31776, ME1214
Utensile Compatibile *Compatible Tool*	BS 12 Impuls, BS 12 Plus, BSP 12 Plus, BST 12 Euro, BST 12 Impuls, BST 12 Impuls+, BST 12 Plus, BST 12 SP, SB 12 Impuls, SBT 12 Plus, ULA9.6-18

BATTERIE COMPATIBILI

COMPATIBLE BATTERIES

METABO **MILWAUKEE**



Articolo *Art.*	**BME.714**
Descrizione *Description*	14.4V - 2.0Ah NI-MH
Batteria Originale *Original Battery*	6.25475, 6.25476, 6.25480, 6.25482
Utensile Compatibile *Compatible Tool*	BSZ 14.4, BSZ 14.4 Impuls, BSZ (Li) Partner Edition, SBZ 14.4 Impuls, ULA9.6-18



Articolo *Art.*	**BME.721**
Descrizione *Description*	14.4V - 3.0Ah Li-Ion
Batteria Originale *Original Battery*	6.25467, 6.25456, 6.25454, 6.25498
Utensile Compatibile *Compatible Tool*	BS 14.4 Li, BS 14.4 LT Quick, BS 14.4 LT Impuls, BS 14.4 LTX Impuls, SB 14.4 LT Impuls, SB 14.4 LTX Impuls, SSD 14.4 LT, SSW 14.4 LT, RC 14.4-18, ULA 14.4-18



Articolo *Art.*	**BME.728**
Descrizione *Description*	15.6V - 2.0Ah NI-MH
Batteria Originale *Original Battery*	6.31738, 6.31749, 6.31777, ME1574
Utensile Compatibile *Compatible Tool*	BS 15.6 plus, BST 15.6 Plus, SBT 15.6 Plus, ULA9.6-18, BST15.6, 6.02260.00, 6.02276.51, 6.02307.51, 6.02293.50



Articolo *Art.*	**BME.735**
Descrizione *Description*	18V - 3.0Ah NI-MH
Batteria Originale *Original Battery*	6.31739, 6.31857, 6.31740
Utensile Compatibile *Compatible Tool*	BST 18 Impuls, BST 18 Plus, BS 18 Plus, BST 18 SP, BSP 18 Plus, SBP 18 Plus, KSA 18, ULA 9.6-18



Articolo *Art.*	**BME.742**
Descrizione *Description*	18V - 3.0Ah Li-Ion
Batteria Originale *Original Battery*	6.25484
Utensile Compatibile *Compatible Tool*	BSZ 18, BSZ 18 Impuls, SBZ 18 ImpulsKSAP 18, ASE 18, BHA 18, ULA 9.6-18



Articolo *Art.*	**BMI.800**
Descrizione *Description*	3.6V - 2.0Ah Li-Ion
Batteria Originale *Original Battery*	M4 B2, 48112001, 4932430098
Utensile Compatibile *Compatible Tool*	M4 D Avvitatore in linea



Articolo *Art.*	**BME.749**
Descrizione *Description*	18V - 3.0Ah Li-Ion
Batteria Originale *Original Battery*	6.25468, 6.25469, 6.25457, 6.25455, 6.25499, 6.25527, 6.25591
Utensile Compatibile *Compatible Tool*	BS 18 Li, BS 18 LT Quick, BS 18 LT Impuls, BS 18 LTX Quick, BS 18 LTX Impuls, SB 18 LT Impuls, SB 18 LTX Impuls, SSD 18 LT, SSW 18 LT, ASE 18 LTX, W 18 LTX 115, W 18 LTX 125, KSA 18 LTX, STA 18 LTX, BHA 18 LT, RC 14.4-18, ULA 14.4-18



Articolo *Art.*	**BMI.808**	**BMI.816**
Descrizione *Description*	12V - 1.4Ah Li-Ion	12V - 3.0Ah Li-Ion
Batteria Originale *Original Battery*	C12 B, C12 BX, 4932352003, 4932352472, M12, M12 BX, M12 B2, M12 B4, 4932430064, 4932430065	
Utensile Compatibile *Compatible Tool*	C12 BL2, C12 CME, C12 CMH, C12 D, C12 DD, C12 HZ, C12 IC, C12 IC AV D, C12 IC AVA, C12 ID, C12 IW, C12 JSR-O, C12 LTGE, C12 LTGH, C12 MT, C12 PC, C12 PN, C12 PPC, C12 PP-O, C12 PXP, C12 RAD, C12 RT, C12-28 JSR, M12 BD, M12 BDD, M12 BDDX, M12 BID, M12 BIW12, M12 BIW14, M12 BIW38, M12 BPD, M12 BPS, M12 BS, M12 BSD, M12 CC, M12 CCS44, M12 CD, M12 CDD, M12 CH, M12 CHZ, M12 CID, M12 CIW12, M12 CIW14, M12 CIW38, M12 CPD, M12 DE, M12 GG, M12 H, M12 HPT, M12 IC, M12 IR, M12 JS, M12 PCG/310, M12 PCG/400, M12 PCG/600, M12 TI	

BATTERIE COMPATIBILI

COMPATIBLE BATTERIES

MILWAUKEE



Articolo *Art.*	**BMI.824**
Descrizione *Description*	14.4V - 4.0Ah Li-Ion
Batteria Originale *Original Battery*	M14 B4, M14 BX, M14 B, 4932430323, 4932352665
Utensile Compatibile *Compatible Tool*	C14 PD, C14 DD



Articolo *Art.*	**BMI.848**
Descrizione *Description*	18V - 5.0Ah Li-Ion
Batteria Originale *Original Battery*	M18, C18B, 4932352002, 4932352071 M18 B2, M18 B4, M18 B5, 4932430062, 4932430063, 4932430483
Utensile Compatibile *Compatible Tool*	C18 DD, C18 HZ, C18 HZ, C18 ID, C18 IW, C18 PCG/310, C18 PCG/400, C18 PCG/600, C18 PD, C18 RAD, HD18 AG, HD18 AG-115, HD18 AG-125, HD18 BS, HD18 CS, HD18 DD, HD18 H, HD18 HIW, HD18 HIWF, HD18 HX, HD18 JS, HD18 JSB, HD18 MS, HD18 PD, HD18 PXP, HD18 SG, HD18 SX, M18 AL, M18 BBL, M18 BDD, M18 BH, M18 BID, M18 BIW12, M18 BIW38, M18 BMS12, M18 BMS20, M18 BMT, M18 BPD, M18 BRAID, M18 BRAIW, M18 BSX, M18 CAG115X, M18 CAG115XPD, M18 CAG125X, M18 CAG125XPD, M18 CBS125, M18 CCS66, M18 CDD, M18 CHIWF12, M18 CHIWF34, M18 CHIWP12, M18 CHPX, M18 CHX, M18 CID, M18 CIW12, M18 CIW38, M18 CPD, M18 CRAD, M18 CSX, M18 GG, M18 HPT, M18 IL, M18 LL, M18 RC, M18 SMS216, M18 VC



Articolo *Art.*	**BP.900**
Descrizione *Description*	7.2V - 1.5Ah NI-MH
Batteria Originale *Original Battery*	EY9065, EY9066B, EY9166B, EY9168B
Utensile Compatibile *Compatible Tool*	EY3654CQ, EY9066, EY9066B, EY9065, EY6198B, EY3654, EY3654CQ, EY3653CQ, EY3654FQW



Articolo *Art.*	**BP.928**
Descrizione *Description*	14.4V - 3.0Ah Li-Ion
Batteria Originale *Original Battery*	EY9L40B, EY9L41B, EY9L42B
Utensile Compatibile *Compatible Tool*	EY7440, EY7540, EY7541, EY7542, EY7840, EY4541, EY4542, EY4640, EY3740, EY3640, EY3641, EY7441, EY7940

PANASONIC



Articolo *Art.*	**BMI.832**
Descrizione *Description*	18V - 4.0Ah Li-Ion
Batteria Originale *Original Battery*	V18B, 4932399512, 4002395361588
Utensile Compatibile *Compatible Tool*	V18 H, V18 HX, V18 PD, V18 DD, V18 CS, V18 SX, V18 L, V18 IW, JSR 1228



Articolo *Art.*	**BMI.856**	**BMI.864**
Descrizione *Description*	28V - 3.0Ah Li-Ion	28V - 5.0Ah Li-Ion
Batteria Originale *Original Battery*	M28, M28BX, 4932352619, 4932352732, M28 B5, 4932430484	
Utensile Compatibile *Compatible Tool*	C12-28 DCR, HD28 AG, HD28 AG-115, HD28 AG-125, HD28 CS, HD28 H, HD28 HX, HD28 IW, HD28 JSB, HD28 MS, HD28 PD, HD28 SG, HD28 SG-0, HD28 SX, HD28 VC-0, M28 CHPX, M28 VC	



Articolo *Art.*	**BP.909**	**BP.918**
Descrizione *Description*	12V - 2.0Ah NI-MH	12V - 3.0Ah NI-MH
Batteria Originale *Original Battery*	EY9106B, EY9200B, PA1204N, PA-1204, EY9001, EY9006, EY9101, EY9103, EY9106, EY9107, EY9108, EY9200, EY9201	
Utensile Compatibile *Compatible Tool*	EY3502FQMKW, EY3503FQWKW, EY3790B, EY6100FQKW, EY6101FQKW, EY6405FQKW, EY6406FQKW, EY6406NQKW, EY6407NQKW, EY6409GQKW, EY6409NQKW, EY6506NQKW, EY7201GQKW, EY7202GQW, EY6903GQKW, EY6406, EY6101EQK, EY6100EQK, EY6205BC, EY6102CRKW, ABB Superfix 220, EY6601BC, EY6803GQW, EY7270GQKW, EY7271GQKW, EY3550QQG, EY3794B, EY3550DQG	



Articolo *Art.*	**BP.927**
Descrizione *Description*	15.6V - 3.0Ah NI-MH
Batteria Originale *Original Battery*	EY9136B, EY9136, EY9137, EY9230, EY9230B, EY9219, EY9221, EY9223, PA-1564N, PA1562N, EY9225, EY9227, EY9229, EY9231, EY9233, EY9235, EY9237, EY9239
Utensile Compatibile *Compatible Tool*	EY3530FQMKW, EY3530NQMKW, EY3531FQWKW, EY3531NQKW, EY3793B, EY6431FQKW, EY6431NQKW, EY6230FQKW, EY6230NQKW, EY6432GQKW, EY6432FQKW, EY6432NQKW, EY6535NQKW, EY6930FQKW, EY6930NQKW, EY6932GQKW, EYC132, EYC132NQKW, EYC133, EYC133NQKW, EYC135NQKW, EYC136NQKW

BATTERIE COMPATIBILI

COMPATIBLE BATTERIES

PANASONIC **STIHL** **WÛRTH**



Articolo *Art.*	**BP.945**
Descrizione *Description*	21.6V - 3.0Ah Li-Ion
Batteria Originale *Original Battery*	EY9L60B, EY9L61B
Utensile Compatibile *Compatible Tool*	EY7460, EY7960, EY3760



Articolo *Art.*	**BS.970**
Descrizione *Description*	36V - 4.0Ah Li-Ion
Batteria Originale *Original Battery*	AP80, AP120, AP160, AP180
Utensile Compatibile *Compatible Tool*	MSA 160 C, MSA 200 C-BQ, FSA 65, FSA 85, HLA 65, HSA 65, HSA 66, HSA 85, HSA 86, BGA 85



Articolo *Art.*	**BW.999**
Descrizione *Description*	7.2V - 2.0Ah NI-MH
Batteria Originale *Original Battery*	0702300272
Utensile Compatibile *Compatible Tool*	ABE 10, ABS10, ABSE10, 6012 DWK, 6015 DWK, 6172 DW, 6071 DWK, 6072 DWK, 6075 DW, DA 301 DW, DA 3000 DW, 3700 DW, 4307 DW, 4770 D, ML 700, 9500 DW, 9035 DW, 6010 DWK, 6073 DW, 6710 DW, 6912 DW



Articolo *Art.*	**BW.1001**
Descrizione *Description*	9.6V - 2.0Ah NI-MH
Batteria Originale *Original Battery*	0702300496, 0702300596, 0702300796
Utensile Compatibile *Compatible Tool*	ABS 96-M2, Art. 07023961, Art. 0702396150, Art. 07023965, ASS 96-M, Art. 07023962, ABM 96P-3, Art. 07023963, ASB 96 P-2, Art. 07023964, Art. 07023967



Articolo *Art.*	**BW.1002**
Descrizione *Description*	9.6V - 2.0Ah NI-MH
Batteria Originale *Original Battery*	0700900220
Utensile Compatibile *Compatible Tool*	DW955K, DW926K2, DW913, DW967K2, DW902

BATTERIE COMPATIBILI

COMPATIBLE BATTERIES

WÛRTH



Articolo *Art.*	**BW.1003**
Descrizione *Description*	9.6V - 2.0Ah NI-MH
Batteria Originale *Original Battery*	070633001
Utensile Compatibile *Compatible Tool*	ABS 96, Art.-Nr. 070230, ABS 96-E, Art.-Nr. 070232, ABS 96 STOP, Art.-Nr. 070234



Articolo *Art.*	**BW.1004**
Descrizione *Description*	9.6V - 2.0Ah NI-MH
Batteria Originale *Original Battery*	0702300296
Utensile Compatibile *Compatible Tool*	6012 HDW, 6092 DW 6093 DW, 6012 HDL, 6891 DW, 8400 VDW, DA 391, 6900 DW, 4390 DW, 4300 DW, 4190 DW, 902 DW, ML 900, 6094 DW, 8400 DW, DA 390 DW



Articolo *Art.*	**BW.1005**
Descrizione *Description*	9.6V - 2.0Ah NI-MH
Batteria Originale *Original Battery*	WAM CL 9,6V Art.0700960220
Utensile Compatibile *Compatible Tool*	0700960220



Articolo *Art.*	**BW.1006**
Descrizione *Description*	10.8V - 1.5Ah Li-Ion
Batteria Originale *Original Battery*	0700996210, 0700996213, 0700996214
Utensile Compatibile *Compatible Tool*	BS10-A 07006532, S10-A Power 07006622, WB10-A 07006322, HL 10-A, EB 10-A, EMS 10-A



Articolo *Art.*	**BW.1008**
Descrizione *Description*	12V - 2.0Ah NI-MH
Batteria Originale *Original Battery*	0700980320, 0700980325, 0700956330
Utensile Compatibile *Compatible Tool*	BS 12-A Solid 07001832, HL 12-A 07004831



Articolo *Art.*	**BW.1010**
Descrizione *Description*	12V - 2.0Ah NI-MH
Batteria Originale *Original Battery*	0702300412, 0702300512, 0702300712
Utensile Compatibile *Compatible Tool*	ABS 12-M2, 07023121, 07023125, ATS 12-P, 0702 312 6, ABS 12-M2 POWER, 07023127



Articolo *Art.*	**BW.1111**	**BW.1112**
Descrizione *Description*	12V - 2.0Ah NI-MH	12V - 3.0Ah NI-MH
Batteria Originale *Original Battery*	0700900320, 0700905330	
Utensile Compatibile *Compatible Tool*	BS 12-A POWER, 07001032, HL 12, 07004031, WB 12-A, 07001331	



Articolo *Art.*	**BW.1113**
Descrizione *Description*	12V - 3.0Ah NI-MH
Batteria Originale *Original Battery*	G12, 070291510
Utensile Compatibile *Compatible Tool*	ANG 12, 0702915

BATTERIE COMPATIBILI

COMPATIBLE BATTERIES



Articolo *Art.*	**BW.1116**	**BW.1117**
Descrizione *Description*	12V - 2.0Ah NI-MH	12V - 3.0Ah NI-MH
Batteria Originale *Original Battery*	0700960320	
Utensile Compatibile *Compatible Tool*	6222DWE, 6223DWE, 6227DWE, 6314DWDE, 6216DWFE, 6316DWFE, 6214DWDE, 6214DWAE, 6835DWB, 8413DWD, 6915DWB, 6916DWD, 6915DWB, 6916DWD, 6918DWD, 6960DWA, 1050DWB, UC 120DWAE, 4191DWA, UB120DWB, ML121, ML120	



Articolo *Art.*	**BW.1114**
Descrizione *Description*	12V - 2.0Ah NI-MH
Batteria Originale *Original Battery*	0706330012
Utensile Compatibile *Compatible Tool*	ABS 12-E, 070236



Articolo *Art.*	**BW.1119**
Descrizione *Description*	14.4V - 4.0Ah Li-Ion
Batteria Originale *Original Battery*	0700916430, 0700916431, 0700916432
Utensile Compatibile *Compatible Tool*	BS 14-A Compact 0700654 X, ASS 14-4/1



Articolo *Art.*	**BW.1118**
Descrizione *Description*	14.4V - 2.0Ah NI-MH
Batteria Originale *Original Battery*	0700980420, 0700980425, 0700956430
Utensile Compatibile *Compatible Tool*	BS 14-A Solid 07001842, BS 14-A Solid combi 07001942



Articolo *Art.*	**BW.1122**	**BW.1123**
Descrizione *Description*	14.4V - 2.0Ah NI-MH	14.4V - 3.0Ah NI-MH
Batteria Originale *Original Battery*	0700900420, 0700905430	
Utensile Compatibile *Compatible Tool*	BS 14-A POWER, 07001042, BS 14-A COMBI, 07001142	



Articolo *Art.*	**BW.1120**	**BW.1121**
Descrizione *Description*	14.4V - 2.0Ah Li-Ion	14.4V - 3.0Ah Li-Ion
Batteria Originale *Original Battery*	070091513, 070091526	
Utensile Compatibile *Compatible Tool*	ANG 14, 07009155	

BATTERIE COMPATIBILI

COMPATIBLE BATTERIES

WÛRTH



Articolo *Art.*	**BW.1124**
Descrizione *Description*	18V - 2.0Ah NI-MH
Batteria Originale *Original Battery*	0700980520, 0700980525, 0700956530
Utensile Compatibile *Compatible Tool*	BS 18 - A solid 07001852, BS 18 - A solid combi 07001952



Articolo *Art.*	**BW.1125**
Descrizione *Description*	18V - 4.0Ah Li-Ion
Batteria Originale *Original Battery*	0700916530, 0700916531, 0700916532
Utensile Compatibile *Compatible Tool*	BS 18-A Compact 0700655 X, H18-A COMPACT, H18MA, ASS 18-1, EWS 18-A



Articolo *Art.*	**BW.1127**	**BW.1128**
Descrizione *Description*	18V - 3.0Ah Li-Ion	18V - 5.0Ah Li-Ion
Batteria Originale *Original Battery*	0700913731	
Utensile Compatibile *Compatible Tool*	ASS 18-1	



Articolo *Art.*	**BW.1129**	**BW.1130**
Descrizione *Description*	18V - 2.0Ah NI-MH	18V - 3.0Ah NI-MH
Batteria Originale *Original Battery*	0700900520, 0700905530	
Utensile Compatibile *Compatible Tool*	BS 18-A Combi, 07001152, BS 18-A Power, 07001052, HL 18, 07004051, STP 18-A, 07002151, SBS 18-A, 07002051	



Articolo *Art.*	**BW.1131**
Descrizione *Description*	24V - 2.0Ah NI-MH
Batteria Originale *Original Battery*	0702300824, 0702300924
Utensile Compatibile *Compatible Tool*	ABH 20-SLE, 07023201, ABH 20-SLE, 07023202, ABH 20-SLE, 07023203



Articolo *Art.*	**BW.1132**	**BW.1133**
Descrizione *Description*	28V - 3.0Ah Li-Ion	28V - 5.0Ah Li-Ion
Batteria Originale *Original Battery*	0700957730, 0700956730	
Utensile Compatibile *Compatible Tool*	BS 28-A COMBI	



Articolo *Art.*	**BW.1134**
Descrizione *Description*	36V - 4.0Ah Li-Ion
Batteria Originale *Original Battery*	0700997820
Utensile Compatibile *Compatible Tool*	H 36-MAS 07006782

CARICATORI

CHARGERS

CG.1830



DESCRIZIONE
- Caricamento rapido per batteria GESIPA Li-Ion 14.4V
- Corrente di carica: 3A
- Tensione di ingresso: 100V-240V 50/60Hz autoselezionati
- Consumo: 60W max
- Carica in 3 fasi: precarica, carica a corrente costante, carica di mantenimento
- Diagnosi delle batterie con individuazione automatica dei problemi a protezione da sovraccarica, surriscaldamento, cortocircuiti. Con il caricatore rapido universale è possibile caricare tutti i modelli GESIPA Li-Ion da 14.4V in modo veloce e affidabile.

DESCRIPTION
- *Fast charger for GESIPA Li-Ion 14.4V*
- *Charging current: 3A*
- *Tension in: 100V-240V 50/60Hz self-selected*
- *Energy use: 60W max*
- *Precharging, charging, control of charging process*
- *Detection of defective battery pack with detection of problems and overcharging protection, overheating, short circuit. With the universal fast charger is possible to charge every GESIPA Li-Ion 14.4V quickly and efficiently.*

CBH.01



DESCRIZIONE
- Caricabatterie rapido per batterie della serie BOSCH (piatte, tonde, 24V a led), 7.2V-24V, NI-CD e NI-MH
- Corrente di carica: 1.5A
- Tensione di ingresso: 100V / 220V AC, autoselezionata
- Carica in 3 fasi: precarica, carica a corrente costante, carica di mantenimento
- Diagnosi delle batterie con individuazione automatica dei problemi e protezione da sovraccarica, surriscaldamento, cortocircuiti.

DESCRIPTION
- *Fast charger for BOSCH batteries (flats, rounds, LED 24V) 7,2V - 24V, NI-CD and NI-MH*
- *Charging current: 1.5A*
- *Tension in: 100V / 220V AC, self-selected*
- *Precharging, charging, control of charging process*
- *Detection of defective battery pack with detection of problems and overcharging protection, overheating, short circuit.*

CBH.02



DESCRIZIONE
- Caricabatterie compatibile BOSCH per batterie 14.4V e 18V Li-Ion con attacco a slitta
- Corrente di carica: 3A
- Tensione di ingresso: 100V - 240V 50/60Hz autoselezionati
- Consumo: 60W max
- Carica in 3 fasi: precarica, carica a corrente costante, carica di mantenimento
- Diagnosi delle batterie con individuazione automatica dei problemi e protezione da sovraccarica, surriscaldamento, cortocircuiti.

DESCRIPTION
- *Fast charger for BOSCH batteries 14.4V and 18v Li-Ion*
- *Charging current: 3A*
- *Tension in: 100V - 240V 50/60Hz self-selected*
- *Energy use: 60W max*
- *Precharging, charging, control of charging process*
- *Detection of defective battery pack with detection of problems and overcharging protection, overheating, short circuit.*

CDE.2



DESCRIZIONE
- Caricabatterie simultaneo a 2 postazioni compatibile DEWALT 12V, 14.4V e 18V Li-Ion con attacco a slitta della serie DCB
- Corrente di carica: 2x3A indipendenti
- Tensione di ingresso: 100V / 240V 50/60 Hz, autoselezionata
- Consumo: 120W max
- Doppia uscita USB, 5V 10W per caricare telefoni e tablet
- Carica in 3 fasi: precarica, carica a corrente costante, carica di mantenimento
- Diagnosi delle batterie con individuazione automatica dei problemi e protezione da sovraccarica, surriscaldamento, cortocircuiti.

DESCRIPTION
- *Compatible Dual charger for DEWALT 12V, 14.4V and 18V Li-Ion*
- *Charging current: 2X independent 3A*
- *Tension in: 100V / 240V 50/60 Hz, self-selected*
- *Energy use: 120W max*
- *Dual USB, 5V 10W for charging devices*
- *Precharging, charging, control of charging process*
- *Detection of defective battery pack with detection of problems and overcharging protection, overheating, short circuit.*

CARICATORI E ADATTATORI

CHARGERS AND ADAPTORS

CARICA BATTERIA UNIVERSALI / *UNIVERSAL CHARGERS*

APPLICAZIONI
Carica batteria professionali per batterie NI-CD, NI-MH e Li-Ion.
- Rapidi: corrente di carica a 3A controllata da microprocessore per cariche ottimali e sicure.
  Tempi di carica tra i 30 e i 75 minuti a seconda della capacità della batteria.
- Sicuri: identificano i pacchi batteria difettosi, applicano corrente di mantenimento ad impulsi, sono dotati di protezione per prevenire l'incremento di pressione interna agli accumulatori.
- Universali: utilizzabili con ogni modello di pacco batteria della nostra gamma tramite l'utilizzo di adattatori.

APPLICATIONS AND ADVANTAGES
Professionals chargers for batteries NI-CD, NI-MH e Li-ION.
- *Quick: 3A power supply controlled by a microprocessor for safe and optimal charge.*
  Time charging between 35 and 75 minutes depending to the battery capacity.
- *Safe: they figure out defective battery pack, constant control of charging process, with the protection to avoid high internal pressure of the accumulator.*
- *Universal: they are compatible with every type of battery pack by using the adapter.*

CU.18V



DESCRIZIONE
Caricatore rapido universale per batterie da elettroutensile con tensione nominale 7.2V a 18V.
Da usarsi esclusivamente con gli adattatori per CU.18V
Ingresso: 100V - 240V AC
Uscita: DC 3A max
Profilo di carica: Ni-Cd Ni-Mh Li-Ion
2 uscite USB, 5V 2.1A ognuna

DESCRIPTION
Fast universal charger for power tool with rated voltage from 7.2V to 18V.
To use only with adaptors for CU.18V
In: 100V - 240V AC
Out: DC 3A max
Charger profile: Ni-Cd Ni-Mh Li-Ion
2 USB 5V 2.1A

CU.36V



DESCRIZIONE
Caricatore rapido universale per batterie da elettroutensile con tensione nominale 21.2V a 36V.
Da usarsi esclusivamente con gli adattatori per CU.36V
Ingresso: 100V - 240V AC
Uscita: DC 2A max
Profilo di carica: Ni-Cd Ni-Mh Li-Ion
2 uscite USB, 5V 2.1A ognuna

DESCRIPTION
Fast universal charger for power tool with rated voltage from 21.2V to 36V.
To use only with adaptors for CU.36V
In: 100V - 240V AC
Out: DC 2A max
Charger profile: Ni-Cd Ni-Mh Li-Ion
2 USB 5V 2.1A



Il caricatore è dotato di due porte ausiliarie standard USB che consentono di caricare allo stesso tempo anche altri dispositivi, quali tablet, smartphones, fotocamere, powerbank, ecc...
I caricatori sono protetti contro inversione di polarità, corto circuito, surriscaldamento e sovraccarica della batteria.

The charger has got two standard USB ports that allow you to charge any other device like pads, smartphones, cameras, etc.
The chargers are protected versus polarity inversion, short circuit, overheating, overcharging.

CARICATORI E ADATTATORI

CHARGERS AND ADAPTORS



Adattatori universali per i caricatori, facili da installare e da rimuovere. Una gamma ampia e completa, a completamento dei caricatori universali da 18V e 36V.

Universal adaptors for charger CU.18V, CU.36V easy to fit and remove. A stock of adapters that complete the universal charger 18V and 36V.

Articolo *Art.*	**Compatibilità** *Compatibility*	**Tensione** *Tension*	**Tipologia** *Type*	**Descrizione** *Description*	**Codice batteria** *Battery code*	**Caricatore** *Charger*
AD.03	AEG ATLAS COPCO MILWAUKEE	10.8V	Li-Ion	Per L1215	BA.11	CU.18V
AD.06	BOSCH	7.2V ~ 24V	Ni-Cd Ni-Mh	Attacco 0-Pack	BB.101, 102, 106, 107, 108, 109, 110, 112, 115, 116, 117 - BW.1001	CU.36V
AD.05		36V	Li-Ion	Serie 36V	BB.118 - BW.1134	CU.36V
AD.09	DEWALT	7.2V ~ 18V	Ni-Cd Ni-Mh	Attacco tradizionale a 2 contatti	BD.200, 204, 206, 208, 210, 214, 216 BW.1002, 1111, 1112, 1122, 1123, 1129	CU.18V
AD.08		24V	Ni-Cd Ni-Mh	Attacco a slitta	BD.220	CU.36V
AD.14	HILTI	14V ~ 22V ~ 36V	Li-Ion	Serie B14 Serie B22 Serie B36	BH.404, 408, 416, 420, 424, 412	CU.36V
AD.15	HITACHI HIKOKI	10.8V	Li-Ion	Per BCL1015	BHH.505	CU.18V
AD.16		14V ~ 18V	Li-Ion	Attacco a innesto	BHH.525, 540	CU.18V
AD.19		14V ~ 18V	Li-Ion	Attacco a slitta	BHH.545	CU.18V
AD.17		24V	Ni-Cd Ni-Mh	Attacco a slitta	BHH.550	CU.36V
AD.24	MAKITA	9.6V ~ 14V	Ni-Cd Ni-Mh	Serie MAKSTAR	BM.660, 678	CU.18V
AD.21		14V	Li-Ion	Serie MAKSTAR	BM.684	CU.18V
AD.22		18V	Li-Ion	Serie MAKSTAR	BM.696, 702	CU.18V
AD.23		24V	Ni-Cd Ni-Mh	Serie MAKSTAR	BM.708	CU.36V
AD.28	METABO	14V ~ 18V	Li-Ion	Attacco a slitta	BME.749	CU.18V
AD.33	MILWAUKEE	10.8V	Li-Ion	Serie C12	BMI.808, 816	CU.18V
AD.34		18V	Li-Ion	Serie M18	BMI.840, 848 BW.1127, 1128	CU.18V
AD.35		28V	Li-Ion	Serie M28	BMI.856, 864 - BW.1132	CU.36V
AD.40	PANASONIC	7.2V ~ 18V	Ni-Cd Ni-Mh	Attacco a innesto	BP.900, 909, 918, 927, 936	CU.18V

DELL'ERBA Srl
RICAMBI MOTORI ELETTRICI

INTERRUTTORI BREMAS

BREMAS SWITCHES

PULSANTIERE GIOVENZANA

GIOVENZANA PENDANT STATIONS

INTERRUTTORI ORIGINALI

ORIGINAL SWITCHES

Tutte le caratteristiche tecniche riportate in questo catalogo sono state fornite dalle case costruttrici e sono suscettibili di variazioni senza alcun preavviso.

All the technical specifications shown in the catalogue have been provided by the manufacturers and are subject to change without notice.

INTERRUTTORI BIPOLARI CON BOBINA DI MINIMA

BIPOLAR SWITCHES WITH MINIMUM-VOLTAGE COIL



Articolo *Art.*	Descrizione *Description*
IN.3251.20	-
IN.3251.21	Con contatto ausiliario *With auxiliary contact*

230 V 16A - PROTEZIONE ANTERIORE IP 54
230 V 16A - FRONT PROTECTION IP54

IN.3251.20

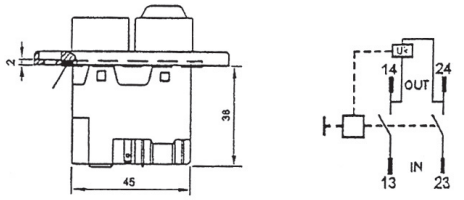

IN.3251.21

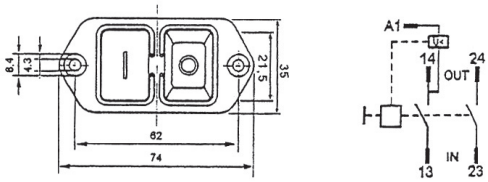

COR.20



Cornice IP65 a fungo con blocco IN3251.20/21
Cover IP65 mushroom-shaped with lock for IN3251.20/21



Articolo *Art.*	Descrizione *Description*
IN.3251.24	-
IN.3251.25	Con contatto ausiliario *With auxiliary contact*

230 V 16A - PROTEZIONE ANTERIORE IP 54
230 V 16A - FRONT PROTECTION IP54

IN.3251.25

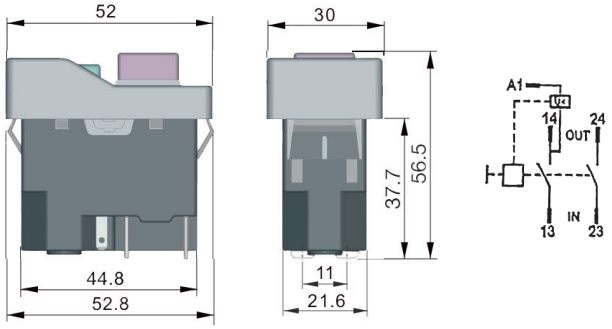

INTERRUTTORE AUTOMATICO CON RELÈ DI MINIMA TENSIONE

AUTOMATIC SWITCH WITH MINIMUM VOLTAGE RELAY

IN.6116



Interruttore bipolare 16A con relè di minima tensione a 230V.
Applicazione: pompe e compressori, macchine per trattamento e lavorazione del legno e del metallo, elettrodomestici e macchine per ufficio, apparecchi da giardino, alimentatori, caricabatterie, gruppi elettronici, betoniere edili, idropulitrici.

Bipolar switch 16A with minimum voltage relay at 230V.
Application: *pumps and compressors, machines for treating and working wood and metal, household appliances and office machinery,garden equipment, supply units, battery chargers, electronic units, cement mixers, high-pressure cleaners.*

INTERRUTTORI CON BOBINA DI MINIMA

SWITCHES WITH MINIMUM-VOLTAGE COIL



Interruttori con bobina di minima.
Pulsante a fungo per arresto di emergenza IP54.

Switches with minimum voltage coil Mushroom-Shaped button for emergency stop IP54.

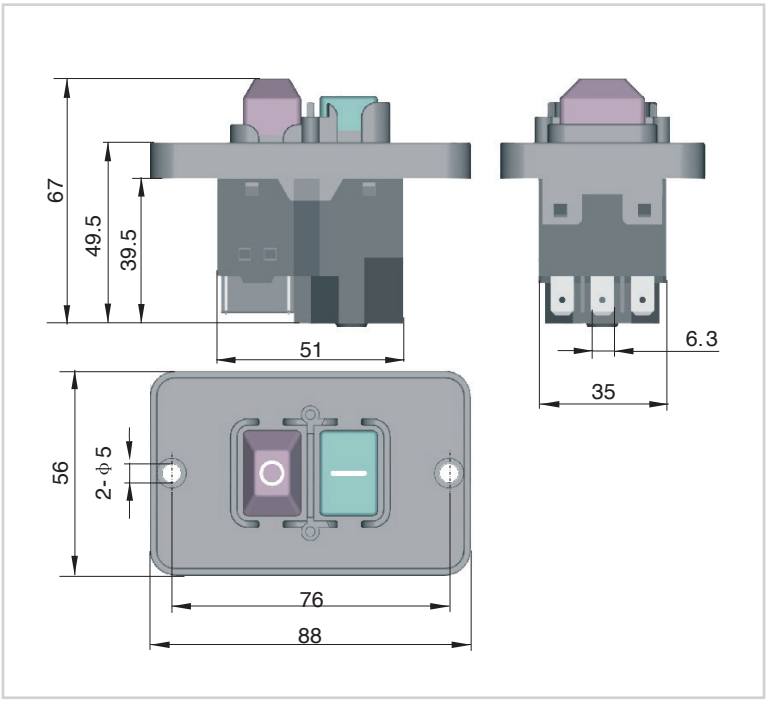

Articolo *Art.*	**Descrizione** *Description*	
IN.3251.22	Interruttore bipolare 16A *Bipolar switch 16A*	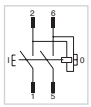
IN.3251.23	Interruttore tripolare con fase ausiliaria 7.5A *Three-pole switch with auxiliary phase 7.5A*	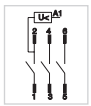

INTERRUTTORI - AVVIATORI

SWITCHES - STARTERS



Interruttori - Avviatori con bobina di minima tensione.
Switches - Starters with minimum tension coil.

Articolo *Art.*	**Tensione V** *Tension V*	**Ampere**	**Protezione termica** *Thermic protection*
AVV.30	220	16	NO



Articolo *Art.*	**Tensione V** *Tension V*	**Ampere**	**Protezione termica** *Thermic protection*
CAP.1	230	16	NO

SALVAMOTORI CON CONDENSATORI PER BETONIERE

MOTOR PROTECTIONS WITH CAPACITORS FOR CONCRETE MIXER



CAP.40
Cassetta salvamotore con spina 2P+T 16A IP67, fusibili di protezione e condensatore da 35 µF. Adatto per betoniere/ impastatrici 180/250 LT con motore da 1 HP, completa di staffa di fissaggio incorporata per montante mm 80.
Motor protection with plug 2P+T 16A IP67, protection fuses and 35 MFD capacitor. For concrete mixers/kneader 180/250 LT with 1HP engine. Additional yoke ***for busbar connections mm 80****.*

CAP.41
Cassetta salvamotore con spina 2P+T 16A IP67, fusibili di protezione e condensatore da 50 µF. Adatto per betoniere/ impastatrici 320/360 LT con motore da 2 HP, completa di staffa di fissaggio incorporata per montante mm 100.
Motor protection with plug 2P+T 16A IP67, protection fuses and 50 MFD capacitor. For concrete mixers/kneader 320/360 LT with 2HP engine. Additional yoke ***for busbar connections mm 100****.*

CASSETTE - INTERRUTTORI MAGNETOTERMICI BOBINA DI MINIMA

BOX - MAGNETOTHERMAL - MINIMUM COIL



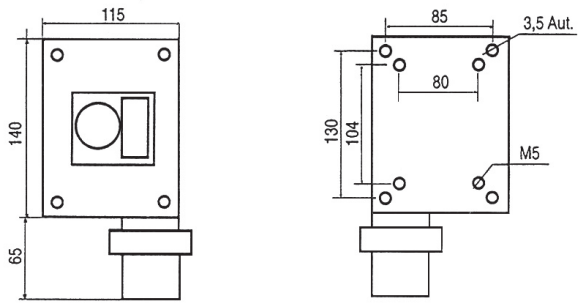

Articolo *Art.*	Descrizione *Description*
CS.2P	Cassetta con spina 2 Poli + T / *Box with plug 2 Poles + T*
CS.3P	Cassetta con spina 3 Poli + T / *Box with plug 3 Poles + T*

NEW »



CPF **CP**

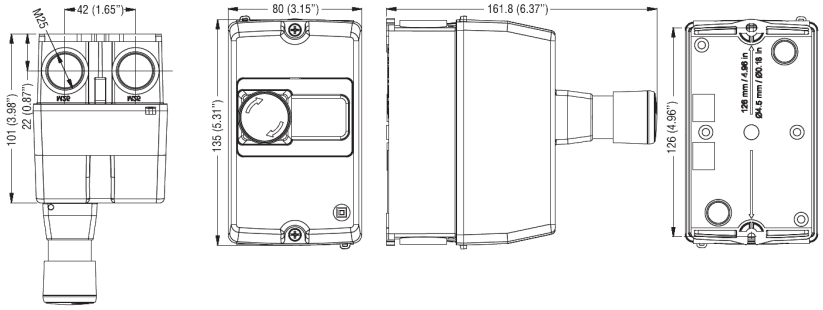



MONOFASE Articolo *Single-Phase Art.*	TRIFASE Articolo *Three-Phase Art.*	Ampere
-	**MS.25.4.4**	4.4
MS20.6.3	**MS.25.6.3**	6.3
MS20.10	**MS25.10**	10
MS20.16	**MS.25.16**	16

Completi di bobina di minima.
Complete with minimum coil.



Articolo *Art.*	Volt
BM.400	400

SALVAMOTORI MAGNETOTERMICI

MAGNETOTHERMAL OVERLOAD CUT OUT



DESCRIZIONE
Contenitore in termopolimero ABS, resistente agli urti e agli agenti atmosferici
- Per motori mono e trifase
- Pulsante di emergenza a fungo con blocco
- Relè termico per protezione contro sovraccarico con bobina di tensione di minima

DESCRIPTION
ABS thermopolymer enclosure, resistant to impacts and weather conditions
- *For single- and three-phase motors*
- *Emergency button with lock*
- *Thermal overload protection relay with minimum voltage coil*

MONOFASE Articolo *Single-Phase Art.*	**TRIFASE Articolo** *Three-Phase Art.*	**Ampere**	**Per motori** *For motors*
-	**SM.40**	2, 4-4	1.1-1.8 kw
SM.31	**SM.41**	4-6, 3	1.8-2.9 kw
SM.32	**SM.42**	6, 3-10	2.9-4.4 kw
SM.33	**SM.43**	10-16	4.4-8 kw

SPINE MOBILI DRITTE

STRAIGHT MOVABLE PLUGS

Spina a montaggio e cablaggio rapido bassa tensione 50/60Hz-IP44 - IP67
Fast assembling and cabling plugs low voltage 50/60Hz-IP44 - IP67



Articolo *Art.*	Poli *Poles*	A	Tensione *Tension*	Colore *Colour*	Posiz. oraria *Time position*	IP
P9213	2P+T	16	220÷240 V		6	44
P9214	3P+T	16	380÷415 V		6	
P9413 NEW	2P+T	32	220÷240 V		6	
P9414 NEW	3P+T	32	380÷415 V		6	



Articolo *Art.*	Poli *Poles*	A	Tensione *Tension*	Colore *Colour*	Posiz. oraria *Time position*	IP
P8213	2P+T	16	220÷240 V		6	67
P8214	3P+T	16	380÷415 V		6	
P8413 NEW	2P+T	32	220÷240 V		6	
P8414 NEW	3P+T	32	380÷415 V		6	

Presa a montaggio e cablaggio rapido bassa tensione 50/60Hz-IP44 - IP67
Fast assembling and cabling connectors low voltage 50/60Hz-IP44 - IP67



Articolo *Art.*	Poli *Poles*	A	Tensione *Tension*	Colore *Colour*	Posiz. oraria *Time position*	IP
P9223	2P+T	16	220÷240 V		6	44
P9224	3P+T	16	380÷415 V		6	
P9523 NEW	2P+T	32	220÷240 V		6	
P9524 NEW	3P+T	32	380÷415 V		6	



Articolo *Art.*	Poli *Poles*	A	Tensione *Tension*	Colore *Colour*	Posiz. oraria *Time position*	IP
P8223	2P+T	16	220÷240 V		6	67
P8224	3P+T	16	380÷415 V		6	
P8523 NEW	2P+T	32	220÷240 V		6	
P8524 NEW	3P+T	32	380÷415 V		6	

MOLTIPLICATORI A 2 USCITE

MULTIPLIERS 2 OUTLETS



Moltiplicatore mobile a 2 uscite e con spina 16A. 50/60Hz-IP44
Movable multiplier 2 outlets with plug 16A. 50/60Hz-IP44

Articolo *Art.*	**Poli** *Poles*	**A**	**Tensione** *Tension*	**Colore** *Colour*
P1622	2P+T	16	220÷240 V	
P1625	3P+T	16	380÷415 V	

MOLTIPLICATORI A 3 USCITE

MULTIPLIERS 3 OUTLETS



Moltiplicatore mobile a 3 uscite con spina IP44
Movable multiplier 3 outlets with plug IP44

Articolo *Art.*	**Poli** *Poles*	**A**	**Tensione** *Tension*	**Colore** *Colour*
P1402	2P+T	16	220÷240 V	
P1405	3P+T	16	380÷415 V	

Moltiplicatore mobile stagno a 3 uscite con spina IP67
Movable multiplier 3 outlets with plug IP67

Articolo *Art.*	**Poli** *Poles*	**A**	**Tensione** *Tension*	**Colore** *Colour*
P1452	2P+T	16	220÷240 V	
P1455	3P+T	16	380÷415 V	



Moltiplicatore mobile stagno IEC 309 a tre uscite con 2mt. cavo flessibile e spina IP67. Cavo flessibile del tipo H07RN F.

Movable multiplier IEC 309 three outlets with 2 m. of flexible cable and plug IP67. H07RN F flexible cable.

Articolo *Art.*	**Poli** *Poles*	**A**	**Tensione** *Tension*	**Colore** *Colour*
P1552	2P+T	16	220÷240 V	
P1555	3P+T	16	380÷415 V	

SPINE DA PARETE A 90°

WALL 90° ANGLED PLUGS



Articolo *Art.*	Ampere	Tensione 50/60 Hz *Tension 50/60 Hz*	IP
P1012	16	230	44
P1015	16	400	



Articolo *Art.*	Ampere	Tensione 50/60 Hz *Tension 50/60 Hz*	IP
P1052	16	220	67
P1055	16	400	

ADATTATORI DI SISTEMA

SYSTEM ADAPTORS

P1874



P1875



Articolo *Art.*	Descrizione *Description*	Tensione *Tension*	Colore *Colour*
P1874	Spina CEE presa Schuko *CEE Plug-socket Schuko*	220÷240 V	
P1875	Spina CEE presa Schuko *CEE Plug-socket Schuko*	250÷400 V	

ADATTATORI DI SISTEMA

SYSTEM ADAPTORS

P1862



P1864



P1869



Articolo *Art.*	**Descrizione** *Description*	**Tensione** *Tension*	**Colore** *Colour*
P1862	Spina CEE-presa Schuko bipasso *CEE Plug-socket bivalent Schuko*	220÷240 V	
P1864	Spina CEE 2 prese bipasso *CEE Plug 2 sockets bivalent*	220÷240 V	
P1869	Spina a pettine 16A presa CEE *Plug comb 16A CEE socket*	220÷240 V	

ADATTATORE SCHUKO

SCHUKO ADAPTOR

P1821



Una volta chiusa, la spina Schuko stessa viene nascosta e compare solo la spina industriale.
Garantisce:
- **Il rispetto dei vincoli di garanzia dell'apparecchio**
- **Il rispetto delle normative del cantiere, assicurando maggiore sicurezza ed evitando il rischio di sanzione.**

Once it is closed, the domestic plug is hidden and the industrial one is the only to appear.
Guarantee:
- *The respect of the warranty duties*
- *Greater safety and respect of the building sites norms.*

SPINE E PRESE MOBILI

MOVABLE SOCKET AND PLUG

S.04



Spina mobile 16A 2P+T 250V
Standard S30 CEI 23-50

Plug 16A 2P+T 250V
Standard S30 CEI 23-50

S.03



Spina mobile 16A 2P+T 250V
Standard S30 CEI 23-50

Plug 16A 2P+T 250V
Standard S30 CEI 23-50

S.22



Spina mobile 16A 2P+T 250V
Standard Italia S17 CEI 23-50

Plug 16A 2P+T 250V
Italian standard S17 CEI 23-50

P.21



Presa mobile 10/16A 2P+T 250V
Standard Italia P17/11 CEI 23-50

Socket 10/16A 2P+T 250V
Italian standard P17/11 CEI 23-50

MULTIPRESE E PROLUNGHE

MULTIPLE SOCKETS AND EXTENSION CABLES

MP.03



MP.01



MP.60



Articolo *Art.*	**Cavo** *Cable*	**Interruttore** *Switch*	**Spina** *Plug*	**Prese** *Sockets*	**Prese** *Sockets*
MP.03	H05VV-F 3G1 1,5 M	-	16A 2P+T 250 V SPA 17	10/16 A 2P+T - P17/M	1
MP.01		-		-	3
MP.60		-		-	5



Articolo *Art.*	**Metri** *Meters*	**Cavo** *Cable*	**Spina** *Plug*	**Prese** *Sockets*	**Tensione** *Voltage*
PLG.30	3	H05VV-F 3G 1,5	16A 2P+T S. 17	10/16 A 2P+T P17/M	250 V
PLG.32	5				
PLG.34	10				

AVVOLGICAVO

CABLE REEL



Avvolgicavo di robusta costruzione, adatto per l'industria, l'artigianato, l'edilizia e qualsiasi luogo ove necessiti portare prese di corrente sul posto di lavoro. Realizzati secondo la norma CEI/IEC 1316 (1° edizione 1994). Costruiti in tecnopolimero ad alta resistenza meccanica e supporto metallico in acciaio zincato verniciato a forno. Dotato di prese e spine IP44 o IP67, fermacavo antistrappo e disgiuntore termico ripristinabile manualmente per la protezione contro il sovraccarico di corrente. Disponibile con tre prese e disgiuntore e due prese con protezione magnetotermico o differenziale magnetotermico.Versione con tamburo da 330 mm e cavalletto.

A strong cable reel suitable for industry, handcrafts, building and for any other place where it is necessary to bring electric sockets for working. According to regulation CEI/IEC 1316 (1° edit. 1994). Built in engineering polymer with an high mechanic resistance, it has a zinc-steel metallic stand oven-paint. It is supplied with sockets and plugs IP44 or IP67, stopping cable against pull and thermical disjunctor which can normally be bring back into use for the protection against current overloaded. Model with drum of 330 mm and stand.

Articolo *Art.*	**Protezione** *Protection*		**Prese** *Sockets*	**Cavo mt. 30** *Cable m. 30*	**Potenza (W)** *Power (W)*		**Tensione** *Voltage*
A41	IP44	**Disgiuntore termico** *Thermal disjunctor*		3x2.5	1800	3600	230 V
A42	IP67			3x2.5	1800	3600	230 V



Avvolgicavo PVC Ø 230 - 300 (Uso domestico in ambienti asciutti)
Cable reel PVC Ø 230 - 300 (Domestic use in dry ambients)

Articolo *Art.*	**Cavo H05VV-F "HAR"** *Cable H05VV-F "HAR"*	**Lungh. mt.** *Length m.*	**Potenza (W)** *Power (W)*		**Prese e spine** *Sockets and plugs*	**Protezione** *Protection*
CR14254	3G 150	25	1200	3400	**4 prese e 1 spina 2P+T 16A 250V** *4 sockets and 1 plug 2P+T 16A 250V*	**termico** *thermic*
CR14504	3G 150	50	1200	3400	**4 prese e 1 spina 2P+T 16A 250V** *4 sockets and 1 plug 2P+T 16A 250V*	**termico** *thermic*



Avvolgicavo giardinaggio - PVC Ø 230 - 300
Gardening cable reel - PVC Ø 230 - 300

Articolo *Art.*	**Cavo H05VV-F "HAR"** *Cable H05VV-F "HAR"*	**Lungh. mt.** *Length m.*	**Potenza (W)** *Power (W)*		**Prese e spine** *Sockets and plugs*
GD12254	3G 150	25	1200	3400	**1 presa Schuko e 1 spina Italia 250V** *1 socket Schuko and 1 plug Italy 250V*

CASSETTE CON COMANDO LATERALE-FRONTALE

BOXES WITH SIDE-FRONT CONTROL

CAP. 571



Comando laterale a leva
Side control with lever
IN ABS IP65 - 120x95x78 mm

CAP. 572



Comando frontale
Front control
IN ABS IP65 - 120x95x78 mm

INTERRUTTORI SEMIROTATIVI

SEMI-ROTARY SWITCHES







Interruttore Bipolare
Bipolar switch

Articolo *Art.*	Ampere
GIN.1202	12
GIN.1702	17
GIN.2502	25



Interruttore Tripolare
Three-pole switch

Articolo *Art.*	Ampere
GIN.1203	12
GIN.1703	17
GIN.2503	25
GIN.3203	32



Invertitore di marcia Tripolare
Reversal switch three-pole

Articolo *Art.*	Ampere
GIN.1208	12
GIN.1708	17
GIN.2508	25



Commutatore di poli Dahlander
Dahlander Pole change switch

Articolo *Art.*	Ampere
GIN.1209	12
GIN.1709	17
GIN.2509	25



Interruttore per motore monofase con fase ausil.
Switch for single-phase motor with aux. phase

Articolo *Art.*	Ampere
GIN.1231	12
GIN.1731	17

COMMUTATORI A CAMME

CAM SWITCHES



INTERRUTTORI

SWITCHES



Bipolare / *Bipolar*

Articolo *Art.*	**Ampere**
IN.1202	12
IN.1702	17
IN.2502	25



Tripolare / *Three-pole*

Articolo *Art.*	**Ampere**
IN.1203	12
IN.1703	17
IN.2503	25
IN.3203	32
IN.4003	40
IN.6303	63



Tetrapolare / *Tetrapolar*

Articolo *Art.*	**Ampere**
IN.1204	12
IN.1704	17
IN.2504	25
IN.3204	32
IN.4004	40
IN.6304	63

INTERRUTTORE PER MOTORI LAFERT

SWITCH FOR LAFERT MOTOR

IN.1588



Interruttore monofase con avviamento 16A.
Single-phase switch with 16A starter.

COMMUTATORI DI LINEA

BREMAS
BETTER SWITCHES

LINE SWITCHES



Unipolare
Unipolar

Articolo *Art.*	Ampere
IN.1205	12
IN.1705 *	17
IN.2505 *	25



Bipolare
Bipolar

Articolo *Art.*	Ampere
IN.1206	12
IN.1706	17
IN.2506	25



Tripolare
Three-pole

Articolo *Art.*	Ampere
IN.1207	12
IN.1707	17
IN.2507	25



Tetrapolare
Tetrapolar

Articolo *Art.*	Ampere
IN.1239	12
IN.1739	17
IN.2539	25

*** IN ESAURIMENTO**
RUNNING OUT

AVVIATORI - COMMUTATORI - INVERTITORI

STARTERS - SWITCHES - REVERSAL SWITCHES



Invertitore di marcia Tripolare
Reversal switch three-pole

Articolo *Art.*	Ampere
IN.1208	12
IN.1708	17
IN.2508	25



Commutatore di poli Dahlander
Dahlander Pole change switch

Articolo *Art.*	Ampere
IN.1209	12
IN.1709	17
IN.2509	25



Avviatore Y-Δ
Y-Δ Delta starter

Articolo *Art.*	Ampere
IN.1710	17
IN.2510	25
IN.3210	32



Commutatore di poli con inversione
Pole change switch with reversal

Articolo *Art.*	Ampere
IN.1211	12
IN.1711	17
IN.2511	25



Interruttore per motore monofase con fase ausil.
Switch for single-phase motor with aux. phase

Articolo *Art.*	Ampere
IN.1231	12
IN.1731	17
IN.2531	25



Invertitore per motore monofase con fase ausil.
Reversal switch for single-phase motor with aux. phase

Articolo *Art.*	Ampere
IN.1232	12
IN.1732	17
IN.2532	25



Invert. per motore mono. con esclusore centrifugo
Reversal switch for single-phase motor with centrifugal cut-out with reversal

Articolo *Art.*	Ampere
IN.1234	12
IN.1734	17
IN.2534	25



Invertitore di marcia tripolare con autoritorno in 0
Three-pole reversal switch with self-return to 0

Articolo *Art.*	Ampere
IN.1236	12
IN.1736	17

N.B. Su richiesta è possibile fornire commutatori a schema speciale per saldatrici e carica batterie industriali. Comunicarci lo schema esatto o farci pervenire il campione.

N.B.: *On request special circuit switches are available for industrial welders and battery chargers. Let us know the exact circuit diagram or send us a sample.*

PULSANTIERE PENSILI

PENDANT STATIONS



PULSANTIERE AUSILIARIE PER PICCOLO SOLLEVAMENTO IP65

AUXILIARY PENDANT STATION FOR HOST APPLICATIONS IP 65

Articolo *Art.*	**Modello** *Model*	**Descrizione** *Description*
RR.1233	PF39020001	**2 pulsanti - 2 NA + comune 3A/250 Volt - 1 velocità** *2 push bottons - 2 NO + commo 3A/250 Volts - 1 speed*
RR.1234	PF39020002	**2 pulsanti - 3 NA + comune 3A/250 Volt - 2 velocità** *2 push buttons - 2 NO + common 3A/250 Volts - 2 speeds*



Articolo *Art.*	**Modello** *Model*	**Descrizione** *Description*
RR.1253	PF39030001	**2 pulsanti + fungo (1 NC) 2 NA + comune - 3 A/250 Volt 1 velocità** *2 push bottons + emergency stop (1 NC) 2 NO + common - 3/A 250 Volts 1 speed*
RR.1254	PF39030002	**2 pulsanti + fungo (1 NC) 3 NA + comune - 3A /250 Volt 2 velocità** *2 push buttons + emergency stop (1 NC) 2 NO + common - 3A/250 Volts 2 speeds*

1 VELOCITÀ
1 SPEED

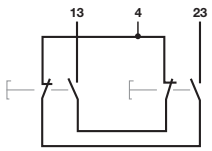

2 VELOCITÀ
2 SPEED

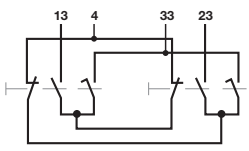

RICAMBI

SPARE



PF.12
Pulsante d'emergenza
Emergency button

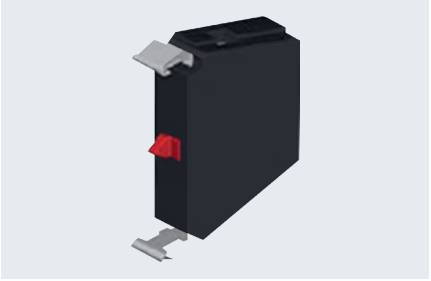

CP.12
Contatto NC per ulsante d'emergenza
Contac NC for emergency button



CP1.12
Contatto per pulsantiera 1 velocità
Conctact for pendant station 1 speed

CP2.12
Contatto per pulsantiera 2 velocità
Contact for pendant station 2 speeds



MS.12
Manicotto spiralato
Spiral sleeve

PULSANTIERE PENSILI

PENDANT STATIONS



PULSANTIERE PER COMANDO DIRETTO DI MACCHINE INDUSTRIALI

PENDANT STATION FOR DIRECT CONTROL OF INDUSTRIAL MACHINE

Articolo *Art.*	**Modello** *Model*	**Descrizione** *Description*	**Figura** *Figure*
RR.2222	PF30030004	**Per comando motori a 1 velocità trifase 1 pulsante emergenza EN ISO 13850 sblocco rotazione - 20A/400 Volt** *For single-speed motor control No. 1 emergency stop turn to release EN ISO 13850 20A/400 Volt*	**A**
RR.2226	PF30030003	**Per comando diretto bipolare a 2 velocità 1 pulsante emergenza EN ISO 13850 a fungo sblocco rotazione - 20A/400 Volt** *2 speeds bipolar control No. 1 emergency stop turn to release EN ISO 13850 20A/400 Volt*	**B**

fig. A

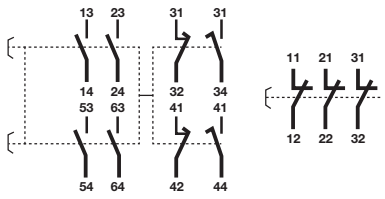

fig. B

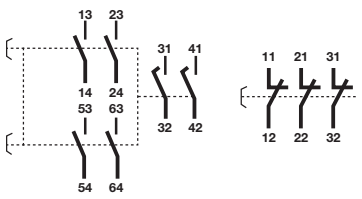

RICAMBI

SPARE



PF.22
Pulsante d'emergenza
Emergency button



CF.22
Contatto 3NC per pulsante d'emergenza
Contact 3 NC for emergency button



CP22.1
Contatto per pulsantiera 1 velocità
Contact for pendant station 1 speed

CP22.2
Contatto per pulsantiera 2 velocità
Contact for pendant station 2 speeds

PULSANTIERE PENSILI

PENDANT STATIONS

PULSANTIERE PER PICCOLO SOLLEVAMENTO, PER CIRCUITI AUSILIARI UNIFILARI E BIFILARI, PER CIRCUITI AUSILIARI E DI POTENZA, PER COMANDO SPONDE.

PENDANT STATIONS FOR SMALL HOIST APPLICATIONS, FOR CONTROL CIRCUITS IN BOTH SINGLE OR DOUBLE ROW VERSIONS, FOR CONTROL AND DIRECT SWITCHING POWER CIRCUITS, FOR SIDEBOARD CONTROL.

CARATTERISTICHE GENERALI
- Custodia in materiale termoplastico autoestinguente a doppio isolamento
- Grado di protezione IP65
- Temperatura di esercizio -25° +70°C
- Ingresso cavi con passacavi a sezione variabile
- Tasto di Emergenza secondo EN 60204-1 e EN418
- Durata meccanica: pulsanti e selettori 1 milione di manovre
- Emergenza ad aggancio 0,3 milioni di manovre
- 2 sensi di marcia interbloccati meccanicamente

GENERAL CHARACTERISTICS
- *Double insulated enclosures in thermoplastic self-extinguishing material*
- *IP65 rating*
- *Operating temperature -25° +70°C*
- *Cable entry with variable section cable sleeve*
- *Emergency button EN 60204-1 and EN418*
- *Mechanical life: push buttons and rotary switches 1 mil. operations latched emergency stops*
- *0,3 mil. operations*
- *2 directions mechanically interlocked*



Articolo *Art.*	**Modello** *Model*	**Descrizione** *Description*
RR.1230	P02.1	**Per comando motori a 1 velocità** **n°2 pulsanti con 1 contatto NA** *For single-speed motors control* *No. 2 push buttons with 1 NO contact*
RR.1231	P02.CD	**Per comando diretto per motori monofase 1 kW** **n° 2 pulsanti con contatti 1NC+2NA** *For 1kW single-phase motor control* *No. 2 push buttons with 1NC+2NO contacts*



Articolo *Art.*	**Modello** *Model*	**Descrizione** *Description*
RR.1241	PTRM	**Per comando motore a 1 velocità** **esecuzione predisposta per alloggiamento condensatore max ø 45x90** **n° 1 pulsante Emergenza EN ISO 13850** **a fungo Ø 30 sblocco rotazione** **nº 1 deviatore basculante instabile** **comando ausiliario 16A-250V AC 1/2 HP** *For single speed motor control suitable execution for capacitor 45x90 ø max* *Nº 1 Emergency stop EN ISO 13850 mushroom -shaped ø 30 turn to release* *Nº 1 instable auxiliary control swinging diverter 16A-250V AC 1/2 HP*

PULSANTIERE PENSILI

PENDANT STATIONS

PULSANTIERE PER PICCOLO SOLLEVAMENTO, PER CIRCUITI AUSILIARI UNIFILARI E BIFILARI, PER CIRCUITI AUSILIARI E DI POTENZA, PER COMANDO SPONDE.

PENDANT STATIONS FOR SMALL HOIST APPLICATIONS, FOR CONTROL CIRCUITS IN BOTH SINGLE OR DOUBLE ROW VERSIONS, FOR CONTROL AND DIRECT SWITCHING POWER CIRCUITS, FOR SIDEBOARD CONTROL.



CARATTERISTICHE GENERALI
- Custodia in materiale termoplastico autoestinguente a doppio isolamento
- Grado di protezione IP65
- Temperatura di esercizio -25° +70°C
- Ingresso cavi con passacavi a sezione variabile
- Tasto di Emergenza secondo EN 60204-1 e EN ISO 13850
- Durata meccanica: pulsanti e selettori 1 milione di manovre
- Emergenza ad aggancio 0,3 milioni di manovre
- 2 sensi di marcia interbloccati meccanicamente

GENERAL CHARACTERISTICS
- *Double insulated enclosures in thermoplastic self-extinguishing material*
- *IP65 rating*
- *Operating temperature -25° +70°C*
- *Cable entry with variable section cable sleeve*
- *Emergency button EN 60204-1 and EN ISO 13850*
- *Mechanical life: push buttons and rotary switches 1 mil. operations latched emergency stops*
- *0,3 mil. operations*
- *2 directions mechanically interlocked*

Articolo *Art.*	**Modello** *Model*		**Descrizione** *Description*
RR.1250	P03.1	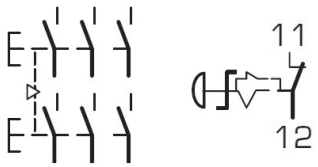	**Per comando motori a 1 velocità** **n° 1 pulsante Emergenza EN ISO 13850 a fungo Ø 30** **sblocco rotazione con n° 2 pulsanti** **con 1 contatto NA** *For single-speed motor control* *No. 1 Emergency stop Ø 30 turn to release* *EN ISO 13850 with No. 2 push buttons with 1 NO contact*
RR.1251	P03CD	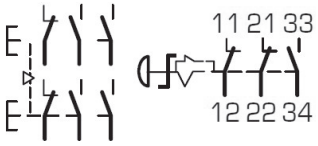	**Per comando diretto per motori monofase 1 kW** **n° 1 pulsante Emergenza EN ISO 13850 a fungo Ø 30** **sblocco rotazione con n° 2 pulsanti con contatti 2NA+1NC** *For 1kW single-phase motor control* *No. 1 Emergency stop Ø 30 turn to release* *EN ISO 13850 with No. 2 push buttons with 2NO+1NC*
RR.1252	P03D2	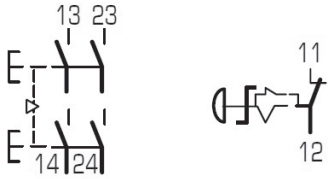	**Per comando motori a 2 velocità** **n° 1 pulsante Emergenza EN ISO 13850 a fungo Ø 30** **sblocco rotazione con n° 2 pulsanti con 2 contatto NA** *For single-speed motor control* *No. 1 Emergency stop Ø 30 turn to release EN ISO 13850 with No. 2 push buttons with 2 NO contacts*

PULSANTIERA PENSILE MONTATA SU PARANCHI "BETA"

PENDANT STATION MOUNTED ON "BETA" HOISTS



MONOFASE
SINGLE-PHASE

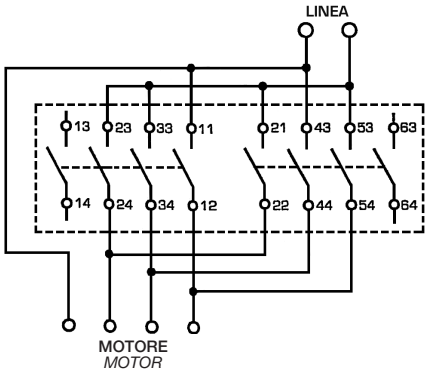

TRIFASE
THREE-PHASE

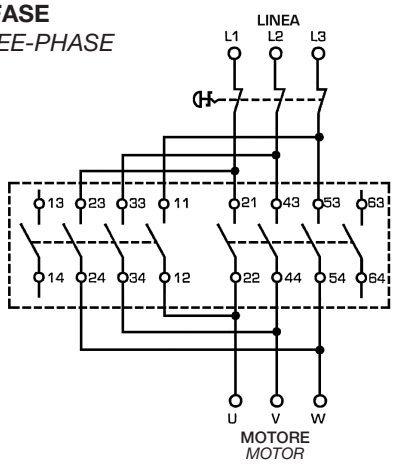

Articolo *Art.*	**Modello** *Model*
RR.2280	DC 30RG

CARATTERISTICHE GENERALI
- Custodia in ABS a doppio isolamento
- Grado di protezione IP65
- Temperatura ambiente di impiego -25° +70°C
- Contatti ad apertura lenta a doppia interruzione ad azionamento rapido
- Ingresso cavo con pressacavo antistrappo M25
- Tensione nominale di isolamento Ui 500V
- Corrente nominale termica Ith 25A
- 2 sensi di marcia interbloccati meccanicamente

Descrizione:
- Per comando diretto per motori monofase e trifase 1 velocità
- n. 1 Emergenza EN418 a fungo Ø 30 sblocco
- Rotazione 1NC+1NA monoblocco contatti 4NA

GENERAL CHARACTERISTICS
- *Double insulated ABS enclosures*
- *IP65 protection*
- *Ambient temperature operating -25° +70°C*
- *Slow break or snap action double gap contacts*
- *Cable entry with M25 cable clamp*
- *Rated insulation voltage Ui 500V*
- *Rated thermal current 25A*
- *2 directions mechanically interlocked*

Description:
- *For single/three-phase 1 speed motors direct control*
- *No.1 Emergency stop Ø 30 turn to release EN418*
- *With 1NC+1NO contacts and 4NO contact block*

PULSANTIERA PENSILE PER CIRCUITI DI POTENZA

PENDANT STATION FOR POWER CIRCUITS



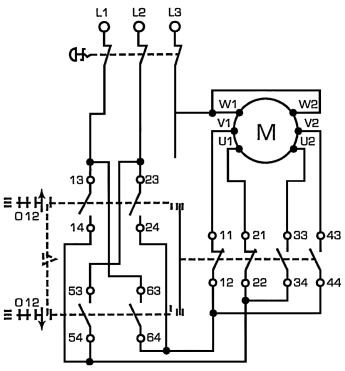

Descrizione:
- Per comando diretto per motori monofase a 2 velocità
- Emergenza EN418 a fungo Ø 30 sblocco a rotazione
- 3 contatti NC con: monoblocco contatti 2NA + 2NC scalati

Description:
- *For 2-speed motor single-phase direct control*
- *No. 1 Emergency stop Ø 30 turn to release EN418*
- *With 3NC contacts and: 2NO + 2NC contact block*

Articolo *Art.*	**Modello** *Model*
RR.2285	DC 30D2

RICAMBI PER PULSANTIERE PENSILI

SPARE PARTS FOR PENDANT STATIONS



FRUTTI / *CONTACT BLOCKS*

Articolo *Art.*	**Codice** *Code*	**Per modello** *For model*	**Descrizione** *Description*
RR.1225.8	30205087	DC30RG (RR.2280)	**1 velocità** *1 speed*
RR.1223.8	30205086	DC30D2 (RR.2285)	**2 velocità** *2 speed*



ELEMENTI DI CONTATTO PER EMERGENZA PER SERIE P02 - P03 - DC
EMERGENCY CONTACT ELEMENTS FOR SERIES P02 - P03 - DC

Articolo *Art.*	**Modello** *Model*	**Descrizione** *Description*
PL.4001	PL004001	1NC / NC
PL.4002	PL004002	1NA / NO



2 VELOCITÀ / *2 SPEED*

Articolo *Art.*	**Modello** *Model*	**Descrizione** *Description*
PL.4010	PL004010	1NO+1NO



PULSANTE EMERGENZA - SBLOCCO ROTAZIONE PER SERIE P02 - P03
EMERGENCY BUTTON - ROTATING RELEASE FOR SERIES P02 - P03

Articolo *Art.*	**Modello** *Model*
PE.15	PPFN1R3N

FB.02



PULSANTE BASCULANTE / *SWINGING BUTTON*

Montato su pulsantiere pensili per piccolo sollevamento.
Utilizzato su pulsantiera articolo RR.1241
MONOFASE A 1 VELOCITÀ / 16A 250V - COMANDO AUSILIARIO

Mounted on pendant stations strip for small lifting operations.
Used on push-button strip article RR.1241
SINGLE-PHASE 1 SPEED / 16 A 250 V - AUXILIARY CONTROL

PULSANTIERE A FUNGO

PUSH-BUTTON MUSHROOM-SHAPED

PF. 10



PF. 20



Pulsantiere a fungo assiale instabile Ø 90.
Instable push-button with mushroom head momentary Ø 90.

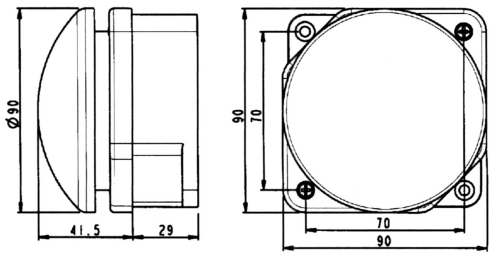

Contatto / *Contact* (PF. 10)

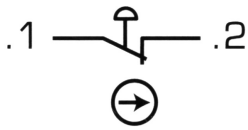

Contatto / *Contact* (PF. 20)

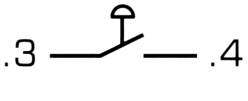

Articolo *Art.*	**Modello** *Model*
PF. 10	PG1M9W01
PF. 20	PG8M9W10

Tensione nominale di impiego Ue *Rated operating voltage Ue*	**V**	690
Corrente nominale termica Ithe *Rated thermal current Ithe*	**A**	10
Correnti nominali di impiego Ie: *Rated operating current Ie:*		
AC - 15	**V/A**	24/16 - 60/12 110/5 - 240/5 400/4 - 500/4 690/2
DC - 13	**V/A**	24/2 - 48/2 60/1 - 110/0,4 250/0,4
UL 508		A600 - Q600
Omologazioni *Approvals*		UL, IMQ, CCC, GOST-R, R.I.NA

CARATTERISTICHE ELETTRICHE
- Grado di protezione EN60529 IP 66
- A doppio isolamento
- Capacità n°. contatti max. 3 elementi
- Entrata cavi n° 3 fori sfondabili Pg 13,5/M20
- Temperatura ambiente: di impiego -25° +70°C - di stoccaggio -30° +70°C
- Resistenza al clima: IEC 68 2-3, 2-30
- Identificazione morsetti: EN 50013

ELECTRICAL CHARACTERISTICS
- *Protection degree EN60529 IP 66.*
- *Double insulated*
- *Number contact capacity max. 3 contact block.*
- *Cable entry with 3 breakable holes Pg 13,5/M20.*
- *Ambient temperature: operating -25° +70°C - storage -30° +70°C*
- *Climate protection: IEC 68 2-3, 2-30*
- *Terminals identification: EN 50013*

ELEMENTI DI CONTATTO CONNESSIONI A MOLLA

CONTACT BLOCKS SPRING LOADED TERMINALS



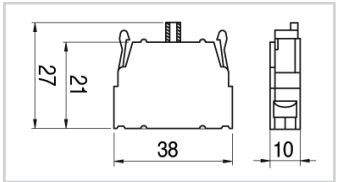

Articolo *Art.*	**Modello** *Model*
PL. 15	PCW01
PL. 16	PCW10

PL. 15
Schema / Designation

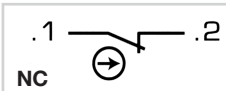

Funzioni / Function



PL. 16
Schema / Designation

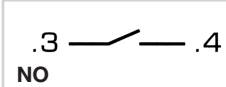

Funzioni / Function

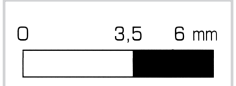

FINECORSA UNIVERSALI - NUOVI MODELLI

UNIVERSAL LIMIT SWITCHES - NEW MODELS

RR.1686



RR.1680



RR.1703



CARATTERISTICHE GENERALI
- In materiale termoplastico
- Temperature ammesse da -20° a +70°C
- Funzionamento contatti ad apertura lenta 1NA+1NC
- Corrente nominale termica 10A 380V
- Grado di isolamento IP65 in accordo IEC947-5-1

GENERAL SPECIFICATIONS
- *Thermoplastic material*
- *Acceptable temperature between -20° +70°C*
- *Contact type slow break 1NA+1NC*
- *Rated thermal current 10A 380V*
- *Insulation standard IP65 according to IEC947-5-1*

Scatto rapido 1NC+1NA
Quick release 1NC+1NA

SEGNALATORI ACUSTICI UNITONALI

SINGLE TONE WARNING HORNS



Claxon unitonali a servizio continuo utilizzabili anche su autocarri, trattori, carrelli elevatori e per qualsiasi utilizzo industriale.

Continuous service single-tone horns also suitable for trucks, tractors, forklift trucks and all other industrial uses.

Ø ESTERNO mm 75 **Ø UTILE mm 55** *out Ø mm 75* *working Ø mm 55*	**Ø ESTERNO mm 100** **Ø UTILE mm 85** *out Ø mm 100* *working Ø mm 85*	**Volt**
Articolo *Art.*	**Modello** *Model*	
G370.48N	**G371.48N**	48
G370.110N	**G371.110N**	110

NEW »

MICROINTERRUTTORI

MICROSWITCHES

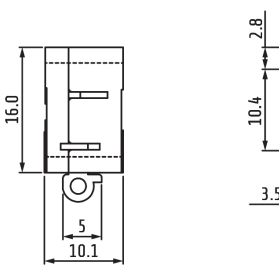

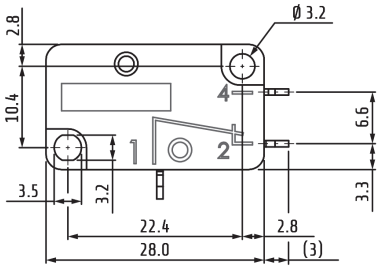

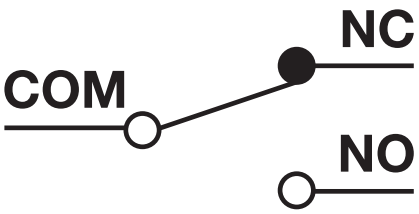

MFI



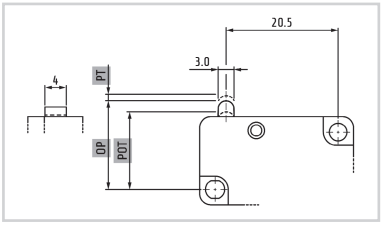

MFI.1



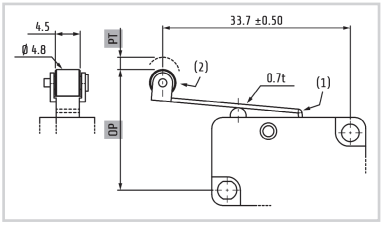

MFI.2



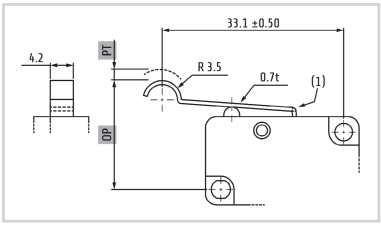

MFI.3



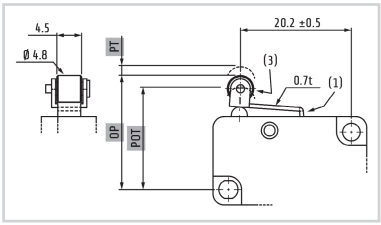

MFI.4



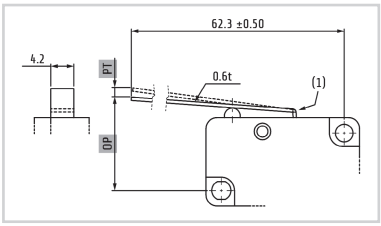

MFI.5



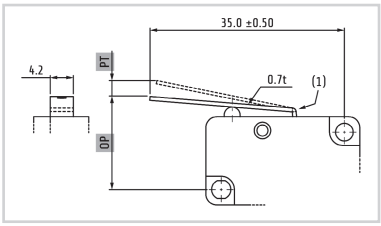

MFI.6



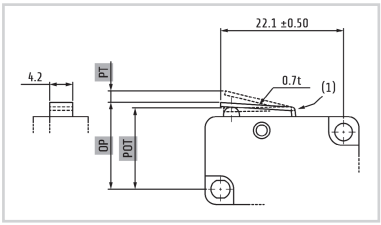

MFI.7



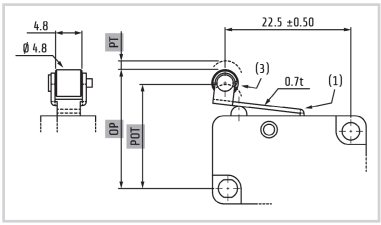

	Articolo / *Art.*								
	MFI	MFI.1	MFI.2	MFI.3	MFI.4	MFI.5	MFI.6	MFI.7	
	Caratteristiche / *Characteristic*								
OF (Forza operativa) max.	5.1	3.2	3.2	5.1	1.3	3.2	5.1	4.5	N
RF (Forza di rilascio) min.	1.9	1.0	1.0	1.9	0.15	1.2	1.9	1,9	N
PT (Percorsa) max.	1.4	3.3	3.3	1.4	7.6	3.3	1.6	1.8	mm
OT (Oltrecorsa) min.	0.8	0.8	0.8	0.6	2.2	0.8	0.6	0.8	mm
MD (Movimento differenziale) max.	0.3	0.8	0.8	0.6	2.2	0.8	0.6	0.6	mm
OP (Posizione di funzionamento)	14.4±0.5	20.3±1.2	18.4±1.2	20.3±0.8	15.1±2.6	15.1±1.2	15,1±0.6	21.1±0.6	mm
POT (Apertura positiva) ⊖	13.4	-	-	19.2	-	-	14.2	19.5	mm

FINECORSA A VITE SENZA FINE

WORM-SCREW LIMIT SWITCH



**Questa gamma di finecorsa trova applicazione in tutte quelle occasioni dove si devono controllare i giri di organi rotanti.
Esempi comuni sono i tamburi avvolgifune di gru e macchine operatrici in genere. Caratteristica fondamentale di detti finecorsa, è la regolazione micrometrica"continua" che consente tarature estremamente semplici e precise.**

This range of limit switches is suitable for all applications where the revolutions of rotating parts have to be monitored. Common examples are the cable-winding drums of cranes and operating machines in general. A major feature of these limit switches is "continuous" micrometric adjustment which ensures extremely simple and precise settings.

Articolo *Art.*	**Modello** *Model*	**Rapporto** *Ratio*
RR.1142	FGR.2006	1÷12
RR.1143	FGR.2007	1÷33
RR.1144	FGR.2009	1÷100
RR.1145	FGR.2010	1÷200

DATI TECNICI
- Corpo in alluminio pressofuso e coperchio in materiale termoplastico autoestinguente.
- Mozzo portacamme in PA con albero in acciaio montato su cuscinetti a sfera.
- Vite senza fine in acciaio montata su cuscinetti a sfera.
- Apertura contatti a scatto rapido con contatto NC ad apertura positiva ⊖
- Grado di protezione IP65 - Temperature ammesse da -20° +70°C.

TECHNICAL SPECIFICATIONS
- *Die cast main body with self extinguishing thermoplastic cover*
- *PA holder hub with steel shaft mounted on ball bearings.*
- *Steel worms-crew mounted on ball bearings.*
- *Snap action contacts with positive opening NC contact* ⊖
- *Insulation standard IP65 - Acceptable temperature between -20° +70°C.*

INTERRUTTORE DI SICUREZZA A PEDALE

FOOT SAFETY SWITCH



ELETTRICO
- In materiale termoplastico IP54 ⧈
- Con dispositivo di blocco in posizione di riposo

ELECTRIC
- *IP54 ⧈ thermoplastic type*
- *With trigger mechanism requiring positive action to allow pedal operation*

Articolo *Art.*	**Modello** *Model*	**Contatti** *Contact*
PC.1	IP7007	**Ad azione lenta 1 NA /** *Slow switch 1 NO*
PC.2	IP7008	**Ad azione lenta 2 NA /** *Slow switch 2 NO*

ELEMENTI DI CONTATTO A CONTATTO SINGOLO PER AUSILIARI DI COMANDO E SCATOLE

SINGLE-CONTACT CONTACT ELEMENT FOR CONTROL AUXILIARIES AND BOXES



AZIONE LENTA - Fissaggio retroquadro
SLOW ACTION - Fitted behind panel

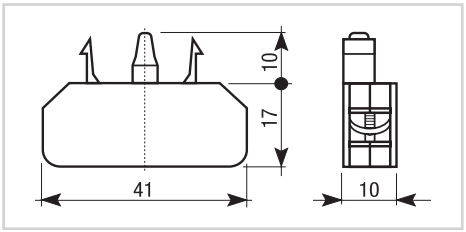

Articolo *Art.*	**Modello** *Model*	**Descrizione** *Description*	**Schema** *Diagram*
PLR.01	C01B	**Azione lenta NC** *Action NC*	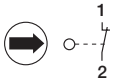
PLR.10	C10B	**Azione lenta NA** *Action NA*	

AUSILIARI DI COMANDO E SEGNALAZIONE

AUXILIARY CONTROL AND INDICATOR DEVICES



Articolo *Art.*	**Modello** *Model*
SC.50	SC1-50

SCATOLE COMPLETE A DOPPIO ISOLAMENTO
COMPLETE DOUBLE-INSULATION BOXES

Descrizione
- Scatola IP65 con coperchio giallo
- Pulsante a fungo con sblocco a rotazione Ø 40 mm rosso
- 1 contatto NC
- Targhetta con scritta STOP

Description
- *Box IP65 with yellow lid*
- *Mushroom-shaped button with rotation release Ø 40 mm red*
- *1 NC contact*
- *Plate bearing the word STOP*

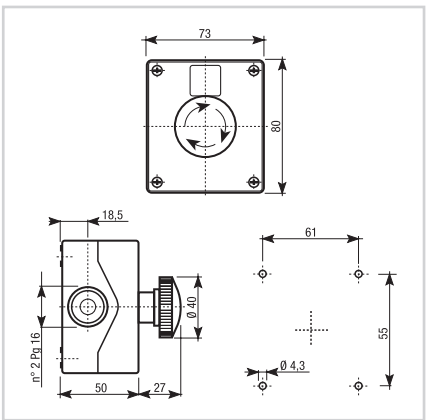

CONDUTTORI - CAVI ELETTRICI AUTOPORTANTI

CONDUCTORS - SELF SUPPORTING POWER CABLES

FORNIBILI SU RICHIESTA
AVAILABLE ON REQUEST



CARATTERISTICHE TECNICHE
Cavi tondi autoportanti flessibili con funi di acciaio laterali S05VVD7-F.

Descrizione
- Rispondenti alle norme CEI 20-22 II (antifiamma)
- Grado di isolamento: 2/3
- Tensione di esercizio: 300/500 V
- Guaina esterna colore blu
- Conduttori interni flessibili con guaina in pvc numerata progressivamente, più conduttore di terra (giallo/verde)
- Temperatura di esercizio:-5°C / +70°C
- Funi di acciaio: Ø 2 mm
- Carico di rottura: 60 kg/mmq

Impiego
Costruiti per impieghi gravosi in particolare per comandi sospesi e organi elettromeccanici in movimento. Le due funi sono incorporate diametralmente opposte alla guaina in pvc. Le funi tagliate nella giusta lunghezza e agganciate all'organo di comando evitano sollecitazioni sul cavo.

TECHNICAL FEATURES
Supporting flexible round cables with lateral steel ropes SO5VVD7-F

Description
- *According to CEI regulations 20-22 II (non flammable)*
- *Insulation rate: 2/3*
- *Operating voltage: 300/500 V*
- *Outer sheath color blue*
- *Flexible internal conductors with pvc sheath progressively numbered moreover earth conducer (yellow/green)*
- *Operating temperature: -5°C / +70°C*
- *Steel ropes: Ø 2 mm*
- *Breaking strength: 60 kg/mmq*

Use
Built for serious uses in particular for suspended controls and electromechanical moving units the two steel ropes are embedded diametrically opposed. To the pvc sheath the ropes cut into the appropriate lenght and amached to the control member avoid stress on the cable.

Articolo *Art.*	**Modello** *Model*	**N° cavi e sezione** *No. cable section*	**ø est.** *ø ext.*	**ø est. con fune** *ø ext. with rope*	**Formazione trefolio n./mm** *Development rope n./mm*	**Peso indic. gr/m** *Indicative weight*	**Sezione tot.** *Section mm²*
C.0815	CT0815AUAF	8x1.5	11.6	23.6	30x0.25	225	12
C.1215	CT1215AUAF	12x1.5	14.4	26.4		315	18
C.1615	CT1615AUAF	16x1.5	16	28		415	24
C.1815	CT1815AUAF	18x1.5	17	29		470	27
C.2015	CT2015AUAF	20x1.5	18	30		525	30
C.2415	CT2415AUAF	24x1.5	21	33		620	36

TRASFORMATORI MONOFASI C.A.

A.C. SINGLE-PHASE TRANSFORMERS



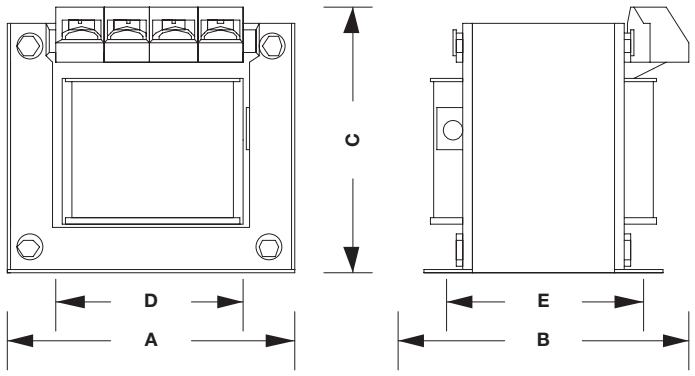

E 230 / 400				Potenza VA *Power VA*	Dimensioni mm *Dimensions mm*				
U.12 / 24	**U.24 / 48**	**U.55 / 0 / 55**	**U.110 / 0 / 110**						
Articolo *Art.*	**Articolo** *Art.*	**Articolo** *Art.*	**Articolo** *Art.*		**A**	**B**	**C**	**D**	**E**
TF.102	**TF.202**	**TF.302**	**TF.402**	50	77	60	72	62	48
TF.104	**TF.204**	**TF.304**	**TF.404**	100	87	65	80	71	53
TF.106	**TF.206**	**TF.306**	**TF.406**	200	98	80	90	82	70
TF.107	**TF.207**	**TF.307**	**TF.407**	300	122	80	120	99	64
TF.109	**TF.209**	**TF.309**	**TF.409**	500	122	100	120	100	84
TF.110	**TF.210**	**TF.310**	**TF.410**	750	152	100	145	125	93
TF.111	**TF.211**	**TF.311**	**TF.411**	1000	152	120	140	125	113

RADDRIZZATORI PER SALDATRICI E CARICABATTERIE

RECTIFIERS FOR WELDERS AND BATTERY CHARGERS



Trifase al silicio / *Three-phase silicon*

Articolo *Art.*	**Amperaggio con raffred.** *Amp. with cool.*	**Amperaggio senza raffred.** *Amp. w/o cool.*	**Numero diodi** *Number of diodes*	**Dimensioni piastre** *Plates Dim.*	**Numero piastre** *Number of plates*
RD.101	120	49	12	100x100	6
RD.102 *	160	64	18	100x100	6
RD.103	200	80	24	100x100	6
RD.105 *	180	72	18	100x200	6
RD.106	240	96	24	100x200	6
RD.107	290	118	30	100x200	6
RD.108 *	350	140	36	100x200	6
RD.110	450	180	48	100x200	6
RD.111	190	76	18	100x300	6
RD.112	260	104	24	100x300	6
RD.113	330	132	30	100x300	6
RD.114	390	156	36	100x300	6
RD.115	440	176	42	100x300	6
RD.116 *	500	200	48	100x300	6
RD.117	550	220	54	100x300	6
RD.118	600	240	60	100x300	6
RD.119	650	260	66	100x300	6
RD.120 *	700	280	72	100x300	6



Monofase al silicio / *Single-phase silicon*

Articolo *Art.*	**Amperaggio** *Amp.*	**Numero diodi** *Number of diodes*	**Dimensioni piastre** *Plates Dim.*	**Numero piastre** *Number of plates*
RD.152	10	4	70x80	2
RD.153 *	15	4	80x100	2
RD.154	20	4	100x100	2
RD.155 *	25	4	100x100	4
RD.156	30	8	100x100	4
RD.157 *	40	8	100x200	4
RD.158	50	12	100x200	4
RD.159 *	65	16	100x200	4
RD.160	80	16	100x200	8



Articolo *Art.*	**Amperaggio senza raffreddamento** *Amp. w/o cool.*	**Tensione max di ingresso** *Maximum voltage input*
BY.16	25	220/230 V a.c.
BY.35	35	220/230 V a.c.



Articolo *Art.*	**Ampere** *Amp.*	**Volt**	**Diodi** *Diodes*
DO.108	25	400	Diodi +/Diodes +
DO.109	25	400	Diodi -/Diodes -

*** IN ESAURIMENTO**
RUNNING OUT

A richiesta possiamo fornire raddrizzatori con diverso amperaggio.
On request single-phase rectifiers with different amperage can be supplied.

DELL'ERBA Srl
RICAMBI MOTORI ELETTRICI

MATERIALE PER AVVOLGIMENTO

WINDING MATERIAL

Tutte le caratteristiche tecniche riportate in questo catalogo sono state fornite dalle case costruttrici e sono suscettibili di variazioni senza alcun preavviso.

All the technical specifications shown in the catalogue have been provided by the manufacturers and are subject to change without notice.

FILO DI RAME SMALTATO GRADO 2

DEGREE 2 ENAMELLED COPPER WIRE



Descrizione: Classe termica 200 (200°C). Standard IEC60317-13.
Rame smaltato con resine poliesterimide mod. THEIC con sovrastrato in poliammideimide. Il risultato di questa combinazione garantisce eccellenti bobinabilità, resistenza chimica e termica fino a temperature di 200°C. Trova largo impiego nella costruzione di motori elettrici, motori ermetici di compressori e trasformatori ed ha eccellente resistenza meccanica e bobinabilità che lo rende ideale per avvolgimenti toroidali.
Imballi: in rocche da 20 Kg. circa cadauna.
Prezzi: considerata l'estrema variabilità del mercato del filo di rame, vi invitiamo a contattare il nostro ufficio commerciale per i prezzi aggiornati sia di base rame che di trasformazione.

Description: *Thermal class 200 (200°C). IEC60317-13 standard.*
Copper enamelled with polyesterimide resins model THEIC with polyamideimide coating. This combination guarantees excellent winding and chemical and thermal resistance up to 200°C. It finds extensive use in the construction of electric motors and airtight compressor and transformer motors, has an excellent mechanical resistance and winding quality which makes it ideal for toroidal windings.
Packaging: *About 20 Kg. skeins each.*
Price: *given copper wire market instability, we suggest you to ask for updated prices of copper and processed copper to our sales department.*

Articolo *Art.*	A Ø mm
FR2.028	0.28
FR2.0315	0.315
FR2.0355	0.355
FR2.040	0.40
FR2.045	0.45
FR2.050	0.50
FR2.056	0.56

Articolo *Art.*	A Ø mm
FR2.060	0.60
FR2.063	0.63
FR2.065	0.65
FR2.071	0.71
FR2.075	0.75
FR2.080	0.80
FR2.085	0.85

Articolo *Art.*	A Ø mm
FR2.090	0.90
FR2.095	0.95
FR2.100	1.00
FR2.106	1.06
FR2.112	1.12
FR2.118	1.18
FR2.125	1.25

Articolo *Art.*	A Ø mm
FR2.132	1.32
FR2.140	1.40
FR2.150	1.50
FR2.160	1.60
FR2.170	1.70
FR2.180	1.80
FR2.190	1.90

STAGNO SALDABILE

WELD TIN



Composizione lega: Sn 60% + Pb 40% in accordo con le norme DIN EN 29453.
Composizione flussante: Flussante a base di resina naturale o modificata, attivata con composti organici alogenati, in accordo con le norme DIN EN 29454.1-1.1.2.B 2,2% standard.
Punto intervallo di fusione: 183°C - 190°C
Resistenza elastica su CuZn 40: 3,0 KP/mm^2
Conduttanza elettrica: 7,1 m/ohm mm^2
Peso specifico: 8,5 g/cm^3
Applicazione: Filo di saldatura in lega binaria stagno - piombo utilizzato per l'assemblaggio di componenti elettronici.
Saldatura dolce elettronica.

Alloy composition: *Sn 60% + Pb 40% according to regulations DIN EN 29453.*
Flux composition: *Flux based on natural or modified resin, activeted with halogenated organic compounds in accordance to regulations DIN 29454 1-1.1.2.B 2,2% standard.*
Point/melting range: *183°C - 190°C*
Elastic resistance on CuZn 40: *3,0 KP/mm^2*
Electrician Conductivity: *7,1 m/ohm mm^2*
Specific weight: *8,5 g/cm^3*
Application: *Welding wire in binary alloy lead - pond for assembly electronic components.*
Electronic sweet welding.

Articolo *Art.*	Ø filo stagno *tin wire*	Peso rocchetto *Skein weight*
STA.10	1.0	0.5 Kg
STA.15	1.5	1 Kg
STA.20	2.0	1 Kg

LEGA SALDANTE SENZA PIOMBO

LEAD-FREE SOLDERING ALLOYS



Articolo *Art.*	**Composizione** *Composition*	**Intervallo di fusione (c°)** *Melting rage (°c)*	**Resistenza meccanica (n/mm²)** *Mechanical resistance (N/mm²)*	**Ø mm²**	**Confezione** *Pack*
CST.15	92.5% CU; 7.5% P	710-820	45	1.5	1 Kg
CST.20	92.5% CU; 7.5% P	710-820	45	2.0	1 Kg

PASTA SALDA

SOLDER PASTE

PAS.75



NEW

DESCRIZIONE
Si usa con saldatori elettrici a resistenza, o con la fiamma in presenza di leghe brasanti, a bassa temperatura di fusione (piombo/stagno) generalmente attorno ai 180°C. La pasta salda, grazie alle sue priorità decappanti, pulisce il metallo da saldare e permette una saldatura capillare facilitando lo scorrimento della lega saldante.

PROPRIETÀ FISICHE
Colore: giallo/marrone
Stato fisico: pastoso
Temperatura di utilizzo: +200°C
Solubilità in acqua: max 5%
Solubile in solventi
Componenti pericolosi: ZN-CL
Attenersi alle precauzioni riportate sugli imballi
Confezione: 75 gr

DESCRIPTION
It is used with electric resistance soldering irons, or with flame in the presence of brazing alloys, at low melting temperature (lead/tin) generally around 180°C. The solder paste, thanks to its pickling properties, cleans the metal to be soldered and alllows capillary soldering, facilitating the sliding of the solder.

PHYSICAL PROPERTIES
Colour: *yellow/brown*
Physical condition: *pasty*
Temperature of use: *+200°C*
Solubility in water: *max 5%*
Soluble in solvent
Dangerous components: ZN-CL
Follow the instructions on the packaging
Packaging: *75 gr*

CARTE ISOLANTI

INSULATING PAPERS

MYLAR®



Classe: B
Temperatura d'esercizio:
130°C con punte elevate fino a 150°C
Colore: naturale
Altezza rotolo: mm 465
Confezione: peso a richiesta

Class: *B*
Working temperature:
130°C with peaks of up to 150°C
Colour: *natural*
Roll height: *465 mm*
Pack: *weight on request*

Articolo *Art.*	**Spessore mm** *Thickness mm*
PYM.13	0.13
PYM.19	0.19
PYM.25	0.25
PYM.35	0.35

DACRON - POLIESTERE - DACRON



Classe: F
Temperatura d'esercizio: 155°C
Colore: rosa
Confezione: peso a richiesta

Class: *F*
Working temperature: *155°C*
Colour: *pink*
Pack: *weight on request*

Articolo *Art.* **H. rotolo** *H. roll* **500**	**Articolo** *Art.* **H. rotolo** *H. roll* **1000**	**Spessore mm** *Thickness mm*
DPD.15	**DPA.15**	0.15
DPD.18	**DPA.18**	0.18
DPD.20	**DPA.20**	0.20
DPD.23	**DPA.23**	0.23
DPD.30	**DPA.30**	0.30
DPD.35	**DPA.35**	0.35
DPD.45	**DPA.45**	0.45

NOMEX® T.410



Classe: H
Temperatura d'esercizio: 180°C
Colore: naturale
Altezza rotolo: mm 914
Confezione: peso a richiesta

Class: *H*
Working temperature: *180°C*
Colour: *natural*
Roll height: *914 mm*
Pack: *weight on request*

FORNIBILE SOLO SU RICHIESTA
ONLY AVAILABLE ON REQUEST

Articolo *Art.*	**Spessore mm** *Thickness mm*
NXT.13	0.13
NXT.18	0.18
NXT.25	0.25
NXT.38	0.38

È possibile fornire tutte le carte TAGLIATE e BORDATE (con la sola esclusione del lateroide) precisando lo spessore desiderato e l'altezza del pacco lamellare.

All the papers can be supplied CUT and EDGED (except the latheroid) indicating the desired thickness and height of the laminar pack.

CARTE ISOLANTI

INSULATING PAPERS

NOMEX® - POLIESTERE



Classe: F
Temperatura d'esercizio: 155°C
Colore: naturale
Altezza rotolo: mm 465
Confezione: peso a richiesta

Class: *F*
Working temperature: *155°C*
Colour: *natural*
Roll height: *465 mm*
Pack: *weight on request*

Articolo *Art.*	**Spessore mm** *Thickness mm*
NP.18	0.18
NP.25	0.25
NP.31	0.31

NOMEX® - POLIESTERE - NOMEX®



Classe: H
Temperatura d'esercizio: 180°C
Spessore Nomex: 50 micron
Colore: naturale
Confezione: peso a richiesta

Class: *H*
Working temperature: *180°C*
Nomex Thickness: *50 micron*
Colour: *natural*
Pack: *weight on request*

Articolo *Art.* **H. rotolo** *H. roll* **465**	**Articolo** *Art.* **H. rotolo** *H. roll* **925**	**Spessore mm** *Thickness mm*
NPN.13	**NPA.13**	0.13
NPN.17	**NPA.17**	0.17
NPN.19	**NPA.19**	0.19
NPN.22	**NPA.22**	0.22
NPN.24	**NPA.24**	0.24
NPN.31	**NPA.31**	0.31
NPN.37	**NPA.37**	0.37
NPN.47	**NPA.47**	0.47

LATEROIDE - MYLAR®



Classe: A
Temperatura d'esercizio: 105°C
Colore: nocciola
Altezza rotolo: mm 1000
Confezione: peso a richiesta

Class: *A*
Working temperature: *105°C*
Colour: *hazelnut*
Roll height: *1000 mm*
Pack: *weight on request*

Articolo *Art.*	**Spessore mm** *Thickness mm*
LTD.10 *	0.10

Classe: E
Temperatura d'esercizio: 120°C
Colore: nocciola
Altezza rotolo: mm 500
Confezione: peso a richiesta

Class: *E*
Working temperature: *120°C*
Colour: *hazelnut*
Roll height: *500 mm*
Pack: *weight on request*

Articolo *Art.*	**Spessore mm** *Thickness mm*
ALP.13 *	0.13

*** IN ESAURIMENTO**
RUNNING OUT

TEGOLINI PER CHIUSURA DI CAVE

SLATS FOR SLOT CLOSING

MYLAR® 0.25 mm

TONDO
ROUND



Articolo *Art.*	**Sviluppo mm** *Development mm*
TGT.10	10
TGT.12	12
TGT.15	15
TGT.18	18
TGT.20	20
TGT.25	25

Spessore: 0.25 mm
Classe: B
Temperatura d'esercizio: 130°C
Colore: naturale
Confezione: 100 mt

Thickness: *0.25 mm*
Class: *B*
Working temperature: *130°C*
Colour: *natural*
Pack: *100 m*

MYLAR® 0.35 mm

TRAPEZOIDALE
TRAPEZOID



SU RICHIESTA
ON REQUEST

TONDO
ROUND



Spessore: 0.35 mm
Classe: B
Temperatura d'esercizio: 130°C
Colore: naturale
Confezione: 100 mt

Thickness: *0.35 mm*
Class: *B*
Working temperature: *130°C*
Colour: *natural*
Pack: *100 m*

Trapezoidale art. *Trapezoid art.*	**Tondo art.** *Round art.*	**Sviluppo mm** *Development mm*
TEM.10	**TMD.10**	10
TEM.12	**TMD.12**	12
TEM.15	**TMD.15**	15
TEM.18	**TMD.18**	18
TEM.20	**TMD.20**	20
TEM.25	**TMD.25**	25

TEGOLINI PER CHIUSURA DI CAVE

SLATS FOR SLOT CLOSING

DACRON - MYLAR® - DACRON

TRAPEZOIDALE
TRAPEZOID



SU RICHIESTA
ON REQUEST

TONDO
ROUND



Spessore: 0.35 mm
Classe: F
Temperatura d'esercizio: 155°C
Colore: rosa
Confezione: 100 mt

Thickness: *0.35 mm*
Class: *F*
Working temperature: *155°C*
Colour: *pink*
Pack: *100 m*

Trapezoidale art. *Trapezoid art.*	**Tondo art.** *Round art.*	**Sviluppo mm** *Development mm*
TDC.10	**TDC.110**	10
TDC.12	**TDC.112**	12
TDC.15	**TDC.115**	15
TDC.18	**TDC.118**	18
TDC.20	**TDC.120**	20
TDC.25	**TDC.125**	25

NOMEX® - POLIESTERE

TRAPEZOIDALE
TRAPEZOID



SU RICHIESTA
ON REQUEST

TONDO
ROUND



Spessore: 0.31 mm
Classe: F
Temperatura d'esercizio: 155°C
Colore: bianco
Confezione: 100 mt

Thickness: *0.31 mm*
Class: *F*
Working temperature: *155°C*
Colour: *white*
Pack: *100 m*

Trapezoidale art. *Trapezoid art.*	**Tondo art.** *Round art.*	**Sviluppo mm** *Development mm*
TNR.110	**TNR.10**	10
TNR.112	**TNR.12**	12
TNR.115	**TNR.15**	15
TNR.118	**TNR.18**	18
TNR.120	**TNR.20**	20
TNR.125	**TNR.25**	25

TEGOLINI PER CHIUSURA DI CAVE

SLATS FOR SLOT CLOSING

NOMEX® T.410

TRAPEZOIDALE
TRAPEZOID



Articolo *Art.*	**Sviluppo mm** *Development mm*
TEX.10	10
TEX.12	12
TEX.15	15
TEX.18	18
TEX.20	20
TEX.25	25

Spessore: 0.38 mm
Classe: H
Temperatura d'esercizio: 180°C
Colore: bianco
Confezione: 100 mt

Thickness: *0.38 mm*
Class: *H*
Working temperature: *180°C*
Colour: *white*
Pack: *100 m*

SU RICHIESTA
ON REQUEST

NOMEX® - MYLAR® - NOMEX®

TRAPEZOIDALE
TRAPEZOID



SU RICHIESTA
ON REQUEST

TONDO
ROUND



Spessore: 0.37 mm
Classe: H
Temperatura d'esercizio: 180°C
Colore: bianco
Confezione: 100 mt

Thickness: *0.37 mm*
Class: *H*
Working temperature: *180°C*
Colour: *white*
Pack: *100 m*

Trapezoidale art. *Trapezoid art.*	**Tondo art.** *Round art.*	**Sviluppo mm** *Development mm*
TNT.110	**TNT.10**	10
TNT.112	**TNT.12**	12
TNT.115	**TNT.15**	15
TNT.118	**TNT.18**	18
TNT.120	**TNT.20**	20
TNT.125	**TNT.25**	25

STECCHE PER RIEMPIMENTO CAVE

SLATS FOR SLOT FILLING

FAGGIO EVAPORATO SEMITONDE PIENE
SEMI-ROUND SOLID KILN-DRIED BEECH



Articolo *Art.*	Ø mm
SFE.13	3
SFE.14	4
SFE.15	5
SFE.16	6
SFE.17	7
SFE.18	8
SFE.19	9
SFE.20	10
SFE.21	11
SFE.22	12

Classe: A
Confezione: 100 mt

Class: *A*
Pack: *100 m*

VETRO SEMITONDE PIENE
SEMI-ROUND SOLID GLASS



Articolo *Art.*	Ø mm
SSV.3	3
SSV.4	4
SSV.5	5
SSV.6	6
SSV.7	7
SSV.8	8
SSV.9	9
SSV.10	10
SSV.12	12

Classe: H
Confezione: 100 mt

Class: *H*
Pack: *100 m*

LASTRE IN CARTA BAKELIZZATA

BAKELISED PAPER SHEETS



Classe: E
Temperatura d'esercizio: 120°C
Colore: marrone
Confezione: foglio da mm 1200x1200 circa
MATERIALE AUTOESTINGUENTE

Class: *E*
Working temperature: *120°C*
Colour: *brown*
Pack: *sheet measuring approx. 1200x1200 mm*
SELF-EXTINGUISHING MATERIAL

Articolo *Art.*	**Spessore mm** *Thickness mm*	**Peso indic. a foglio Kg** *Approximate weight of sheet kg*
LB.05	0.5	0.900
LB.08 *	0.8	1.400
LB.10	1	2.050
LB.15	1.5	2.600
LB.20	2	3.500
LBN.3	3	4.150

Articolo *Art.*	**Spessore mm** *Thickness mm*	**Peso indic. a foglio Kg** *Approximate weight of sheet kg*
LBN.4	4	7.400
LBN.5	5	9.250
LBN.6	6	11.100
LBN.8	8	14.800
LBN.10	10	18.500
LBN.114	11 al 40	-

* **IN ESAURIMENTO** / *RUNNING OUT*

LASTRE IN VETRONITE EP 84 FR-4

VETRONIT SLAB



Classe: B
Temperatura d'esercizio: 120°C
Colore: naturale traslucido
Confezione: 1220x1220, da spessore 5 1025x1050
MATERIALE AUTOESTINGUENTE

Class: *B*
Working temperature: *120°C*
Colour: *natural translucent*
Pack: *1220x1220, from thick. 5 1025x1050*
SELF-EXTINGUISHING MATERIAL

Articolo *Art.*	**Spessore mm** *Thickness mm*	**Peso indic. a foglio Kg** *Approximate weight of sheet kg*
LA.05	0.5	1.41
LA.10	1	2.83
LA.15	1.5	4.24
LA.20	2	5.66
LA.25	2.5	7.07
LA.30	3	8.48

Articolo *Art.*	**Spessore mm** *Thickness mm*	**Peso indic. a foglio Kg** *Approximate weight of sheet kg*
LA.40	4	11.310
LA.50	5	10.220
LA.60	6	14.310
LA.80	8	16.360
LA.100	10	20.450
LA.114	12 al 50	-

TUBI IN CARTA BAKELIZZATA

TUBES IN BAKELISED PAPER



Lunghezza dei tubi: mt. 1 cad.
Colore: marrone

Lenght of tubes: *1 m. each*
Colour: *brown*

Articolo *Art.*	Ø interno *Ø internal* mm	Ø esterno *Ø external* mm
TB.68	6	8
TB.810	8	10
TB.1012	10	12
TB.1016	10	16

Articolo *Art.*	Ø interno *Ø internal* mm	Ø esterno *Ø external* mm
TB.1216	12	16
TB.1218	12	18
TB.1418	14	18
TB.1420	14	20
TB.1620	16	20

Articolo *Art.*	Ø interno *Ø internal* mm	Ø esterno *Ø external* mm
TB.1625	16	25
TB.1822 *	18	22
TB.2025	20	25

*** IN ESAURIMENTO** / *RUNNING OUT*

BASTONI TORNITI IN TELA BAKELITE

TURNED RODS MADE OF BAKELITE CANVAS



NON IDONEI PER INGRANAGGI
NOT SUITABLE FOR GEARS

Lunghezza dei tubi: mt. 1 cad.
Colore: marrone

Lenght of tubes: *1 m. each*
Colour: *brown*

Articolo *Art.*	Diametro mm *Diameter mm*
TT.06 *	6
TT.08 *	8
TT.10	10
TT.12	12
TT.15	15

Articolo *Art.*	Diametro mm *Diameter mm*
TT.18	18
TT.20	20
TT.25	25
TT.30	30
TT.35	35

Articolo *Art.*	Diametro mm *Diameter mm*
TT.40	40
TT.45	45
TT.50	50
TT.55	55
TT.60	60

Articolo *Art.*	Diametro mm *Diameter mm*
TT.70	70
TT.80	80
TT.90	90
TT.100	100

*** IN ESAURIMENTO** / *RUNNING OUT*

TUBETTI ISOLANTI

INSULATING TUBES



TUBETTO ACRILICO (2.5 KV) / *ACRYLIC TUBE (2.5 KV)*



Classe: F
Temperatura d'esercizio: 155°C
Composizione: tessuto di vetro più vernice acrilica
Colore: giallo

***Class:** F*
***Working temperature:** 155°C*
***Composition:** glass fabric plus acrylic paint*
***Colour:** yellow*

Articolo *Art.*	**Diametro mm Ø** *Diameter mm Ø*	**Matasse mt** *Hanks mt*
TAC.05	0.5	200
TAC.08	0.8	200
TAC.1	1	200
TAC.15	1.5	200
TAC.2	2	200
TAC.25	2.5	200
TAC.3	3	200
TAC.35	3.5	200
TAC.4	4	200
TAC.5	5	100
TAC.6	6	100
TAC.7	7	100
TAC.8	8	100
TAC.9	9	100
TAC.10	10	100
TAC.12	12	50
TAC.14	14	50
TAC.16	16	50

TUBETTI ISOLANTI

INSULATING TUBES

TUBETTO VETRO SILICONE (4 KV) / *SILICONE GLASS TUBE (4 KV)*



Classe: H
Temperatura d'esercizio: 180°C
Composizione: tessuto di vetro verniciato con gomma di silicone
Colore: rosso

Class: *H*
Working temperature: *180°C*
Composition: *painted glass fabric with silicon rubber*
Colour: *red*

Articolo *Art.*	**Diametro mm Ø** *Diameter mm Ø*	**Matasse mt** *Hanks mt*
TSD.05	0.5	200
TSD.08	0.8	200
TSD.1	1	200
TSD.15	1.5	200
TSD.2	2	200
TSD.25	2.5	200
TSD.3	3	200
TSD.35	3.5	200
TSD.4	4	200
TSD.5	5	100
TSD.6	6	100
TSD.7	7	100
TSD.8	8	100
TSD.10	10	100
TSD.12	12	50
TSD.14	14	50
TSD.16	16	50

TUBETTO VETRO SILICONE (2.5 KV) / *SILICONE GLASS TUBE (2.5 KV)*



Classe: H
Temperatura d'esercizio: 180°C
Composizione: tessuto di vetro verniciato con gomma di silicone
Colore: rosso

Class: *H*
Working temperature: *180°C*
Composition: *painted glass fabric with silicon rubber*
Colour: *red*

Articolo *Art.*	**Diametro mm Ø** *Diameter mm Ø*	**Matasse mt** *Hanks mt*
TBS.05	0.5	200
TBS.08	0.8	200
TBS.1	1	200
TBS.15	1.5	200
TBS.2	2	200
TBS.25	2.5	200
TBS.3	3	200
TBS.35	3.5	200
TBS.4	4	200
TBS.5	5	100
TBS.6	6	100
TBS.7	7	100
TBS.8	8	100
TBS.9	9	100
TBS.10	10	100
TBS.12	12	50
TBS.14	14	50
TBS.16	16	50
TBS.18	18	50
TBS.20	20	50
TBS.22	22	25
TBS.24	24	25
TBS.26	26	25
TBS.28	28	25
TBS.30	30	25

NASTRI ADESIVI

ADHESIVE TAPES

VETRO / *GLASS*



Adatto per rinforzare il bordo della carta d'isolamento cave.
Costituito da un supporto in film di poliestere rinforzato con fili di vetro.

Classe: B
Temperatura d'esercizio: 130°C
Spessore: 0.13 mm
Colore: naturale
Confezione: rotolo da mt. 50

Suitable for reinforcing slot insulation paper edges.
Consisting of polyester film support reinforced with glass wires.

Class: *B*
Working temperature: *130°C*
Thickness: *0.13 mm*
Colour: *natural*
Pack: *50 m roll*

Articolo *Art.*	**Altezza mm** *Height mm*
NAV.12	12
NAV.15	15
NAV.19	19

TESSUTO DI VETRO / *GLASS FABRIC*



Articolo *Art.*	**Altezza mm** *Height mm*
NA.15	15
NA.19	19
NA.25	25
NA.30	30
NA.35	35
NA.50	50

Classe: F
Temperatura d'esercizio: 155°C
Spessore totale: 0.19 mm
Colore: bianco
Confezione: rotolo da mt. 50

Class: *F*
Working temperature: *155°C*
Total thickness: *0.19 mm*
Colour: *white*
Pack: *50 m roll*



Articolo *Art.*	**Altezza mm** *Height mm*
NS.15	15
NS.19	19
NS.25	25
NS.30	30
NS.38	38
NS.50	50

Classe: H
Temperatura d'esercizio: 180°C
Spessore totale: 0.23 mm
Colore: bianco
Confezione: rotolo da mt. 33

Class: *H*
Working temperature: *180°C*
Total thickness: *0.23 mm*
Colour: *white*
Pack: *33 m roll*

POLIESTERE TESSUTO NON TESSUTO / *POLYESTER FABRIC LIKE MATERIAL*



Articolo *Art.*	Altezza mm *Height mm*
NMR.19	19
NMR.25	25
NMR.30	30
NMR.38	38
NMR.50	50
NMR.60	60
NMR.70	70
NMR.80	80

Adatto per isolamento di fase e di testata dell'avvolgimento.
Costituito da una massa adesiva termoindurente e da un supporto di film poliestere.

Classe: B
Temperatura d'esercizio: 130°C
Isolamento dielettrico: 4.8 KW
Spessore: 0.13 mm
Colore: bianco
Confezione: rotolo da mt. 50

Suitable for phase and head winding insulation.
Consisting of a thermosetting adhesive mass and a polyester film support.

Class: *B*
Working temperature: *130°C*
Dielectric insulation: *4.8 KW*
Thickness: *0.13 mm*
Colour: *white*
Pack: *50 m roll*

NOMEX - POLIESTERE / *NOMEX - POLYESTER*



Articolo *Art.*	Altezza mm *Height mm*
NXV.19	19
NXV.25	25
NXV.30	30
NXV.38	38
NXV.50	50
NXV.60	60
NXV.70	70
NXV.80	80

Adatto per isolamento di fase e di testata dell'avvolgimento.
Costituito da una massa adesiva termoindurente e da un supporto di carta di Nomex accoppiato con tessuto di vetro.

Classe: F
Temperatura d'esercizio: 155°C
Isolamento dielettrico: 6.0 KW
Spessore: 0.13 mm
Colore: bianco
Confezione: rotolo da mt. 50

Suitable for phase and head winding insulation.
Consisting of a thermosetting adhesive mass and a Nomex paper base support paired with glass fabric.

Class: *F*
Working temperature: *155°C*
Dielectric insulation: *6.0 KW*
Thickness: *0.13 mm*
Colour: *white*
Pack: *50 m roll*

NASTRI ADESIVI

ADHESIVE TAPES

POLIESTERE GIALLO / *POLYESTER YELLOW*



Adatto per avvolgimento di bobine e trasformatori.
Costituito da una massa adesiva termoindurente e da un supporto di film poliestere giallo.

Classe: B
Temperatura d'esercizio: 130°C
Isolamento dielettrico: 5 KW
Spessore: 0.06 mm
Colore: giallo
Confezione: rotolo da mt. 66

Suitable for coil and transformer windings.
Consisting of a thermosetting adhesive mass and a yellow polyester film support.

Class: *B*
Working temperature: *130°C*
Dielectric insulation: *5 KW*
Thickness: *0.06 mm*
Colour: *yellow*
Pack: *66 m roll*

Articolo *Art.*	Altezza mm *Height mm*
NGT.19	19
NGT.25	25
NGT.30	30
NGT.38	38
NGT.50	50

CARTA CRESPATA / *CRIMPED PAPER*



Articolo *Art.*	Altezza mm *Height mm*
NCC.9	9
NCC.12	12
NCC.15	15
NCC.19	19
NCC.25	25

SU RICHIESTA
ON REQUEST

Colore: nocciola
Confezione: rotolo da mt. 50

Colour: *hazel nut*
Pack: *50 m roll*

NASTRO PER BANDAGGIO H 200 - VITROGLAS / *BANDAGE TAPE H 200 - VITROGLAS*



Nastro non adesivo adatto per avvolgimenti motori e generatori.
Utilizzato anche per le bande dei nuclei dei trasformatori.

Classe termica: H 180°C
Spessore: 0.30 mm
Contenuto resina: 26% ± 2
Numero fili vetro: 30 ± 1
Carico di rottura: N/cm. > 2000
Confezione: rotolo da mt. 200

Non adhesive tape suitable for winding motors and generators.
Vitroglas 200 is also used for the banding trasformer cores.

Thermal class: *H 180°C*
Nominal thickness: *0.30 mm*
Resin content: *26% ± 2*
Glass farns per cm width: *30 ± 1*
Breaking load: *N/cm. > 2000*
Pack: *200 m roll*

Articolo *Art.*	Altezza mm *Height mm*
POLY.10 *	10
POLY.20	20

*** PER QUESTO SPESSORE QUANTITÀ MINIMA ORDINABILE MT. 2000**
ONLY FOR THIS THICKNESS MINIMUM OF ORDER MT.2000

NASTRI IN TESSUTO

FABRIC TAPES



COTONE RIGA ROSSA / *COTTON WITH RED STRIPE*

Spessore: 0.20 mm
Colore: bianco con riga rossa
Confezione: 10 rotoli da mt. 50

Nominal thickness: *0.20 mm*
Colour: *white with red stripe*
Pack: *10x50 m rolls*

Articolo *Art.*	**Altezza mm** *Height mm*
NRR.10	10
NRR.15	15
NRR.20	20
NRR.25	25
NRR.30	30
NRR.35	35
NRR.40	40

MAKÒ RIGA VERDE / *MAKÒ GREEN STRIPE*

Spessore: 0.14 mm
Colore: bianco con riga verde
Confezione: 10 rotoli da mt. 50

Nominal thickness: *0.14 mm*
Colour: *white with green stripe*
Pack: *10x50 m rolls*

Articolo *Art.*	**Altezza mm** *Height mm*
NKV.10	10
NKV.15	15
NKV.20	20
NKV.25	25
NKV.30	30

CAVI UNIPOLARI ISOLATI

INSULATED SINGLE-POLE CABLES



CAVO TEFLON - FEP AD ALTA GARANZIA DIELETTRICA
TEFLON - FEP CABLE HIGH DIELECTRIC ASSURANCE



Adatto per ogni tipo di motore o apparecchio dove necessita un'alta resistenza al calore e dove lo spazio è molto ridotto.
Il prodotto non subisce nessuna alterazione nel tempo.

Suitable for all types of motor or appliance where high heat resistance is required or where space is very limited.
The product undergoes no alteration over time.

Classe: H
Temperatura d'esercizio: -55°+180°C
Prova di tensione: 450/750 V - 2,5 KW

Class: *H*
Working temperature: *-55°+180°C*
Voltage test: *450/750 V - 2.5 KW*

Articolo *Art.*	**A.W.G.**	**Sezione mm²** *Section mm²*
CTF.38	22	0.38
CTF.62	20	0.61
CTF.1	18	0.96
CTF.15	16	1.23
CTF.2	14	1.94

CAVO SILICONE / *SILICONE CABLE*



Classe: H
Temperatura d'esercizio: 180°C
Rigidità dielettrica: 2 KW fino a mm² 6 - 3 KW mm² 10-16-25-35-50

Class: *H*
Working temperature: *180°C*
Dielectric strength: *2 KW up to mm² 6 - 3 KW mm² 10-16-25-35-50*

Articolo / *Art.*	**Sezione mm²** / *Section mm²*
CTS.50	0.50
CTS.75	0.75
CTS.01	1
CTS.15	1.5
CTS.25	2.5
CTS.04	4
CTS.06	6
CTS.10	10
CTS.16	16
CTS.28	25
CTS.350	35
CTS.500	50

CAVO SILICONE RICOPERTO DI CALZAVETRO PER ALTE TEMPERATURE
SILICONE GLASS-BRAIDING CABLE COVER FOR HIGH TEMPERATURES



Classe: H
Temperatura d'esercizio: 200°C
Rigidità dielettrica: 2 KW

Class: *H*
Working temperature: *200°C*
Dielectric strength: *2 KW*

Articolo / *Art.*	**Sezione mm²** / *Section mm²*
CTP.50	0.50
CTP.75	0.75
CTP.01	1
CTP.15	1.5
CTP.25	2.5
CTP.04	4
CTP.06	6
CTP.10	10
CTP.16	16
CTP.28	25
CTP.350	35
CTP.500	50

CAVO ISOLATO RADOX® 155

FLEXIBLE CONNECTING CABLE RADOX® 155



COMPATIBILE CON VERNICI
COMPATIBLE TO VARNISHES

Classe: F
Temperatura d'esercizio: -55°C +155°C
Tensione nominale: 600/1000 V

***Class:** F*
***Working temperature:** -55°C +155°C*
***Voltage rating:** 600/1000 V*

Articolo *Art.*	**Sezione mm²** *Section mm²*	**Diam. del conduttore max mm** *Conductor diam. max mm*	**Diam. est. cavo mm** *External diam. mm*	**Tensione nominale V** *Voltage rating V*
CVR.025	0.25	0.6	1.45±0.05	450/750
CVR.034	0.34	0.8	1.60±0.10	450/750
CVR.050	0.50	0.9	1.70±0.10	450/750
CVR.075	0.75	1.15	2.20±0.10	600/1000
CVR.1	1	1.3	2.60±0.10	600/1000
CVR.15	1.50	1.55	2.70±0.10	600/1000
CVR.25	2.50	2.05	3.35±0.10	600/1000
CVR.4	4	2.6	4.05±0.15	600/1000
CVR.6	6	3.4	5.2±0.15	600/1000
CVR.10	10	4.4	6.40±0.15	600/1000
CVR.16	16	5.4	7.6±0.15	600/1000
CVR.250	25	6.7	9.2±0.2	600/1000
CVR.350	35	7.9	10.6±0.2	600/1000
CVR.500	50	9.4	12.3±0.25	600/1000

N.B. Su richiesta è possibile fornire il cavo fino alla sezione mm 240
***N.B.** We supplied up to mm 240 section on request*

CORDINO MILLECAPI

ONE THOUSAND HEAD CORD



Cordino cerato piatto per cablaggi ed adatto per la legatura degli statori.

Classe: F
Temperatura d'esercizio: 155°C
Colore: naturale

Flat waxed cord for cables.
Suitable for fastening stators.

Class: *F*
Working temperature: *155°C*
Colour: *natural*

Articolo *Art.*	**N° Capi** *No. Heads*	**Confezione mt** *Pack m*
CMN.600	6	500
CMN.660	6	1000

NASTRO SPECIALE IN RAYON PER LEGATURA DI AVVOLGIMENTI

SPECIAL RAYON TAPE FOR TYING WINDINGS



CLASSE TERMICA:
Per il grado di resistenza termica della seta artificiale e dell'adesivo usato, questo nastro può essere applicato nella classe **B** (+130°C) e quando è impregnato di vernici isolanti, nella classe **F** (+155°C).

HEAT CLASS:
Due to the degree of heat resistance of the imitation silk and adhesive used, this tape can applied in class ***B*** *(+130°C) and when impregnated with insulating paints, in class* ***F*** *(+155°C).*

Articolo *Art.*	**Larghezza mm** *Width mm*	**Confezione mt** *Packing m*
RTA.4	2	1800
RTA.8	4	800
RTA.11	5	500
RTA.14	7	400
RTA.16	8	350
RTA.18	10	300
RTA.22	11	250

VERNICI E DILUENTI

PAINTS AND THINNERS



VERNICE ESSICCANTE AD ARIA / *AIR-DRYING PAINT*

CARATTERISTICHE TECNICHE
Tipo: vernice per impregnazione ossidante.
Impiego: su avvolgimenti di statori, bobine, trasformatori, circuiti stampati, resistori, condensatori.
Proprietà: rapida essicazione, buona penetrazione, buon potere legante, saldabile, eccellente resistenza al calore, agli acidi ed agli alcali.
Applicazione: ad immersione, a pennello o a spruzzo.

TECHNICAL SPECIFICATIONS
Type: *paint for oxidising impregnation.*
Use: *on stator, coil, transformer, printed circuit, resistor and capacitor windings.*
Properties: *quick drying, good penetration, good bonding power, solderable, excellent heat, acid and alkali resistance.*
Application: *by immersion brush or spray.*

Articolo *Art.* **ELANTAS Elmotherm 009-0008**	**Articolo** *Art.* **DOLPH'S Synthite AC-43**	**Colore** *Colour*	**Temp. esercizio** *Working temp.*	**Tempo di cottura** *Stoving time* **Ore Temp.** *Hours Temp.*	**Kg Confezione** *Pack*	**Lt Confezione** *Pack*	**Diluente** *Thinner*	
							ELANTAS	**DOLPH'S**
VES.43	**ADS.43**	**Trasparente** *Transparent*	175°C	**1h aria oppure 30 min. a 150°C** *1h air or 30 min. 150°C*	Spray	-	-	-
VEA.43.1	**ADA.43.1**	**Trasparente** *Transparent*	175°C		1	1	DE.200	ADL.200
VEA.43.5	**ADA.43.5**	**Trasparente** *Transparent*	175°C		5	5	DE.200	ADL.200
VEA.43.20	**ADA.43.25**	**Trasparente** *Transparent*	175°C		20	25	DE.200	ADL.200
VEA.43.180	-	**Trasparente** *Transparent*	175°C		180	-	DE.200	ADL.200

VERNICE ESSICCANTE A FORNO / *STOVE DRYING PAINT*

CARATTERISTICHE TECNICHE
Tipo: vernice isolante termoindurente.
Impiego: per il suo film duro e di rapida cottura è consigliato per un uso generale. Particolarmente raccomandata per macchine rotanti, statori, trasformatori, trasformatori per saldatrici, rotori a bassa e media velocità.
Proprietà: rapida cottura, alto potere legante, eccellente resistenza agli olii, alto potere dielettrico, film duro,liscio e brillante.
Applicazione: può essere impiegata sia per impregnazione a pressione atmosferica che in autoclave sotto vuoto.

TECHNICAL SPECIFICATIONS
Type: *thermosetting insulating paint.*
Use: *thanks to its hard film and quick stoving, it is recommended for general use. Especially recommended for rotating machines, stators, transformers, soldering transformers, low and medium speed rotors.*
Properties: *quick stoving, high bonding power, excellent resistance to oils, high dielectric strength. Hard, smooth and glossy film.*
Application: *can be used for both atmospheric pressure impregnation and in vacuum autoclave.*

Articolo *Art.* **ELANTAS Elmotherm VF750-QC**	**Articolo** *Art.* **DOLPH'S Hi-Therm BC-325**	**Colore** *Colour*	**Temp. esercizio** *Working temp.*	**Tempo di cottura** *Stoving time* **Ore Temp.** *Hours Temp.*	**Kg Confezione** *Pack*	**Lt Confezione** *Pack*	**Diluente** *Thinner*	
							ELANTAS	**DOLPH'S**
VEF.325.5	**ADF.325.5**	**Trasparente** *Transparent*	165°C	4 h - 135°C 1 h - 160°C	5	5	DE.200	ADL.200
VEF.325.20	**ADF.325.25**	**Trasparente** *Transparent*	165°C		20	25	DE.200	ADL.200
VEF.325.180	-	**Trasparente** *Transparent*	165°C		180	189	DE.200	ADL.200

VERNICE ESSICCANTE A FORNO / *STOVE DRYING PAINT*

CARATTERISTICHE TECNICHE
Tipo: vernice epossifenolica termoindurente.
Impiego: per la sua eccellente adesione, resistenza agli agenti chimici e potere legante, assicura la massima protezione a unità ermetiche per refrigerazione e condizionamento d'aria, statori, lamierini magnetici, indotti, bobine di campi rotanti.
Proprietà: elevato potere legante ad alte temperature, eccellente isolamento in condizioni umide, valore di estrazione FREON 22 inferiore all'1%, resistenza all'abrasione, eccellente vernice di base per sistemi d'incapsulamento con resine epossidiche.
Applicazione: sia per impregnazione a pressione atmosferica che in autoclave sotto vuoto.

TECHNICAL SPECIFICATIONS
Type: *thermosetting epoxy fenolik paint.*
Use: *thanks to its excellent adhesion, resistance to chemical agents and binding power, ensures maximum hermetic unit protection for refrigeration and air conditioning, stators, magnetic stator core laminations, rotors, rotating field coils.*
Properties: *high bonding power at high temperatures, excellent insulation in damp conditions, FREON 22 extraction value lower than 1%, abrasion resistant, excellent base paint for encapsulation systems with epoxy resins.*
Application: *can be used for both atmospheric pressure impregnation and vacuum-sealed autoclave.*

Articolo *Art.* **ELANTAS Elmotherm VF-970**	**Articolo** *Art.* **DOLPH'S Hi-Therm BC-352**	**Colore** *Colour*	**Temp. esercizio** *Working temp.*	**Tempo di cottura** *Stoving time* **Ore Temp.** *Hours Temp.*	**Kg Confezione** *Pack*	**Lt Confezione** *Pack*	**Diluente** *Thinner*	
							ELANTAS	**DOLPH'S**
VEF.352.5	**ADF.352.5**	**Trasparente** *Transparent*	205°C	2/4 h - 150°C	5	5	DE.352	ADL.352

VERNICE ESSICCANTE A FORNO / *STOVE DRYING PAINT*

CARATTERISTICHE TECNICHE
Tipo: vernice per impregnazione termoindurente.
Impiego: su trasformatori, statori, rotori a bassa e media velocità, avvolgimenti, bobine, generatori.
Proprietà: cottura rapida a basse temperature, elevato potere legante, ottima resistenza all'umidità, buona stabilità in vasca.
Applicazione: può essere impiegata sia per impregnazione a pressione atmosferica che in autoclave sotto vuoto.

TECHNICAL SPECIFICATIONS
Type: *impregnation paint, thermosetting.*
Use: *on transformers, stators, rotors at low and medium speed, windings, coils, generators.*
Properties: *low temperature quick stoving, high bonding power, excellent resistance to humidity, good tank stability.*
Application: *can be used for both atmospheric pressure impregnation and vacuum-sealed autoclave.*

Articolo *Art.* **ELANTAS Elmotherm VF750-E1**	**Articolo** *Art.* **DOLPH'S Hi-Ther BC-359**	**Colore** *Colour*	**Temp. esercizio** *Working temp.*	**Tempo di cottura** *Stoving time* **Ore Temp.** *Hours Temp.*	**Kg Confezione** *Pack*	**Lt Confezione** *Pack*	**Diluente** *Thinner*	
							ELANTAS	**DOLPH'S**
VEF.359.5	**ADF.359.5**	Trasparente *Transparent*	180°C	2 h - 120°C 4 h - 135°C	5	5	DE.205	ADL.205
VEF.359.20	**ADF.359.25**	Trasparente *Transparent*	180°C		20	25	DE.205	ADL.205

SMALTO ISOLANTE / *INSULATING ENAMEL*

CARATTERISTICHE TECNICHE
Tipo: smalto isolante poliuretanico.
Impiego: Copertura protettiva per bobine da campo, da controllo, per avvolgimento di motori, terminali di commutatori, anelli collettori, profilati di rame, regolatori, blocchi di comando, interno di serbatoi per olio, sostegni di interruttori, porcellana, bakelite stampata, bobine selenoidi, ecc.
Proprietà: essiccazione ad aria molto rapida, eccezionale resistenza agli agenti chimici, impermeabile all'olio ed all'acqua, film duro,liscio,resistente all'abrasione, ottima adesione.
Applicazione: a pennello - per l'applicazione a spruzzo è necessario diluirla con il 15% circa di diluente.

TECHNICAL SPECIFICATIONS
Type: *polyurethane insulating enamel.*
Use: *protective covering for field coils, control coils, motor windings, switch terminals, commutator rings, copper profiles, regulators, control blocks, tank interiors for oil, switch supports, porcelain, moulded bakelite, coils, solenoids, etc.*
Properties: *very quick air drying, exceptional resistance to chemical agents, oil and water impermeable, hard smooth abrasion resistant film, excellent adhesion.*
Application: *brush - for spray applications it must be diluted with about 15% thinner.*

Articolo *Art.* **ELANTAS Elmotherm VA-42**	**Articolo** *Art.* **DOLPH'S Synthite ER-41**	**Colore** *Colour*	**Temp. esercizio** *Working temp.*	**Tempo di essicazione** *Drying time* **Ore Temp.** *Hours Temp.*	**Kg Confezione** *Pack*	**Diluente** *Thinner*	
						ELANTAS	**DOLPH'S**
ESE.41	**AES.41**	Rosso / *Red*	160°C	30 min. aria *30 min. air*	Spray	-	-
ERE.41.1	**AER.41.1**	Rosso / *Red*	160°C		1	DE.200	ADL.200
ERE.41.5	**AER.41.5**	Rosso / *Red*	160°C		5	DE.200	ADL.200

VERNICI E DILUENTI

PAINTS AND THINNERS

DILUENTI / *THINNERS*

Articolo *Art.* **ELANTAS**	**Per diluire** *To dilute*	**Articolo** *Art.* **DOLPH'S**	**Per diluire** *To dilute*	**Confezione** *Pack*
DE.200.1	VEA VEF.325 ERE VEF.359	**ADL.200.1 ADL.200.5 ADL.200.25**	VEA VEF.325 ERE VEF.359	1
DE.200.5				5
DE.200.20				20
DE.200.180				180
DE.205.5				5
DE.205.20				20
DE.352.5	VEF.352	**ADL.352.5**	VEF.352	5
DE.352.20				20
DE.352.180				180

RESINE

RESINS

RESINA EPOSSIDICA / *EPOXY RESIN*

CARATTERISTICHE TECNICHE
Impiego: adatta per l'impregnazione, il colaggio e l'incapsulamento di bobine, trasformatori e componenti elettronici.
Proprietà: buone proprietà elettriche, ottima resistenza ai cicli di collaudo a bassa temperatura, eccellente resistenza all'acqua ed agli agenti chimici, possibilità di indurimento a temperatura ambiente o a forno.

TECHNICAL SPECIFICATIONS
Use: *suitable for impregnation, casting and encapsulation of coils, transformers and electronic components.*
Properties: *good electrical properties, excellent resistance to test cycles at low temperature, excellent resistance to water and chemical agents, possibility of hardening at ambient temperature or in stove.*

Articolo *Art.* **ELANTAS Epoxylite EX-1002**	**Articolo** *Art.* **DOLPH'S CC-1024 A**	**Colore** *Colour*	**Temp. esercizio** *Working temp.*	**Tempo di essicazione** *Drying time* **Ore Temp.** *Hours Temp.*	**Kg Confezione** *Pack*
REC.1024.1	**ARCC.1024.1**	trasparente *transparent*	130°C	24 ore a 20°C *24 hours at 20°C*	1

REATTORE / *REACTOR*

Articolo *Art.* **ELANTAS**	**Gr Confezione** *Pack*	**Articolo** *Art.* **DOLPH'S**	**Gr Confezione** *Pack*
RD.2000.25	250	**ARE.2000.25**	250

N.B. Per diluire n. 1 kg di REC.1024.1 sono necessarie n. 2 conf. di reattore
N.B. To dilute no. 1 kg of REC.1024.1 it is required no. 2 cfz. of reactor

RESINA EPOSSIDICA / *EPOXY RESIN*

CARATTERISTICHE TECNICHE
Impiego: per il colaggio e l'incapsulamento di bobine, trasformatori e apparecchiature elettriche ed elettroniche.
Proprietà: eccellente conducibilità termica, buone proprietà elettriche, basso ritiro, bassa esotermicità durante l'indurimento, buona resistenza all'umidità.

TECHNICAL SPECIFICATIONS
Use: *for the casting and encapsulation of coils, transformers, electric and electronic appliances.*
Properties: *excellent heat conductivity, good electrical properties, low shrinkage, low exothermal action during hardening, good resistance to humidity.*

Articolo *Art.* **ELANTAS Epoxylite EX-1000N**	**Articolo** *Art.* **DOLPH'S CB-1078**	**Colore** *Colour*	**Temp. esercizio** *Working temp.*	**Tempo di essicazione** *Drying time* **Ore Temp.** *Hours Temp.*	**Kg Confezione** *Pack*
REB.1078.1	**ARCB.1078.1**	**nero** *black*	130°C	**24 ore a 20°C** *24 hours at 20°C*	1

REATTORE / *REACTOR*

Articolo *Art.* **ELANTAS**	**Gr Confezione** *Pack*	**Articolo** *Art.* **DOLPH'S**	**Gr Confezione** *Pack*
RD.2000.20	200	**ARE.2000.5**	50

RESINA EPOSSIDICA SIGILLANTE / *SEALING EPOXY RESIN*

CARATTERISTICHE TECNICHE
Impiego: per l'impregnazione ed incapsulamento di trasformatori e componenti elettronici.
Proprietà: bassa viscosità con buone proprietà bagnanti, buona conducibilità termica,eccellenti proprietà elettriche e fisiche, buona resistenza all'umidità.

TECHNICAL SPECIFICATIONS
Use: *for impregnation and encapsulation of coils, transformers and electronic components.*
Properties: *low viscosity and good impregnating properties excellent heat conductivity, good electrical properties, good resistance to humidity.*

Articolo *Art.* **ELANTAS Epoxylite 825783**	**Articolo** *Art.* **DOLPH'S CR-1035**	**Colore** *Colour*	**Temp. esercizio** *Working temp.*	**Tempo di essicazione** *Drying time* **Ore Temp.** *Hours Temp.*	**Kg Confezione** *Pack*
REC.1035.1	**ARCR.1035.1**	**rosso** *red*	130°C	**24 ore a 20°C** *24 hours at 20°C*	1

REATTORE / *REACTOR*

Articolo *Art.* **ELANTAS**	**Gr Confezione** *Pack*	**Articolo** *Art.* **DOLPH'S**	**Gr Confezione** *Pack*
RD.2000.20	200	**ARE.2000.7**	70

VERNICE ESSICCANTE A FORNO DILUIBILE CON ACQUA
WATER-BASED FURNACE-DRIED PAINT

CARATTERISTICHE TECNICHE
Tipo: vernice poliestere modificata solubile in acqua. Formulata per venire incontro all'esigenza di contenere le emissioni di SOV (sostanze organiche volatili).
Impiego: vernice flessibile resistente all'umidità ed alle alte temperature utilizzata per l'impregnazione di statori, bobine, trasformatori, rotori a bassa e media velocità, freni.
SI SCONSIGLIA L'APPLICAZIONE SU GROSSI MOTORI. La difficoltà di cottura è data dal fatto che l'acqua è lenta ad uscire dall'interno delle cave.
Prima di utilizzare la vernice all'acqua accertarsi che:
- Il forno funzioni correttamente, che porti alle temperature adeguate tutte le parti della camera
- Il forno dia adeguata estrazione dei vapori (l'acqua deve potere evaporare liberamente).

Proprietà: buona stabilità in vasca, nessuna odorosità in vasca e durante la cottura, ottima cementazione degli avvolgimenti, cicli di cottura relativamente brevi.
Applicazione: ad immersione.

TECHNICAL SPECIFICATIONS
Type: *Water-soluble modified polyester paint. Formulated to meet the requirement of containing VOS emissions (volatile organic substances).*
Use: *Flexible paint resistant to damp and high temperatures. Used for impregnation of stators, coils, transformers, low-and medium-speed rotors, brakes.*
APPLICATION ON LARGE MOTORS IS NOT RECOMMENDED. *The firing difficulty is given by the fact that water escape from the hollows is slow.*
Before using the water-based paint, check that:
- the furnace functions properly so that all the parts of the chamber reach an adequate temperature.
- the furnace adequately extracts steam (the water must be able to evaporate freely).
Properties: *good stability in the tank, odourless in the tank and during firing, excellent cementation of the windings, relatively short firing cycles.*
Application: *by immersion.*

Articolo *Art.* **ELANTAS VF-111T**	**Articolo** *Art.* **DOLPH'S BC-365**	**Colore** *Colour*	**Temp. esercizio** *Working temp.*	**Tempo di cottura** *Stoving time* **Ore Temp.** *Hours Temp.*	**Kg Confezione** *Pack*	**Diluente** *Thinner*
BE.365	**ABC.365**	**trasparente** *transparent*	180°C	4 h - 120°C 2 h - 140°C	20/18	**acqua** *water*

PASTA PER EQUILIBRATURA EPOXAL 8810 A+B
PASTE FOR BALANCING EPOXAL 8810 A+B

CARATTERISTICHE TECNICHE
Prodotto bicomponente (BASE A+ BASE B) formulato per equilibrare i rotori di motori elettrici, ha una eccellente adesione alle superfici metalliche, sopporta severe condizioni meccaniche e può essere lavorato meccanicamente allo stesso modo dei materiali ai quali è unito.
Applicazione: a spatola o a mano in parti uguali.

TECHNICAL SPECIFICATIONS
Twin-component product (BASE A+ BASE B) formulated to balance the rotors of electric motors, adheres perfectly to metal surfaces, withstands severe mechanical conditions and can be mechanically worked in the same way as the materials to which it is united.
Application: *with a spatula or by hand in equal parts.*

Articolo *Art.*	**Tempo di essicazione** *Drying time*	**Confezione Kg** *Pack Kg*
P.8810	**12 ore a 20°C** *12 hours at 20°C*	(base A + base B) 2

NOTE

NOTES



DELL'ERBA Srl

RICAMBI MOTORI ELETTRICI

Via L. Galvani, 10 - 41015 Nonantola (MO) - (Zona industriale)
tel. 059 548432 (3 linee) - fax 059 547689
e-mail: info@dellerba.com - commerciale@dellerba.com
ufficio@dellerba.com - magazzino@dellerba.com
COD. FISC. e PART. IVA 02626150367 - PART. EU IT 02626150367

www.dellerba.com

www.dellerba.com